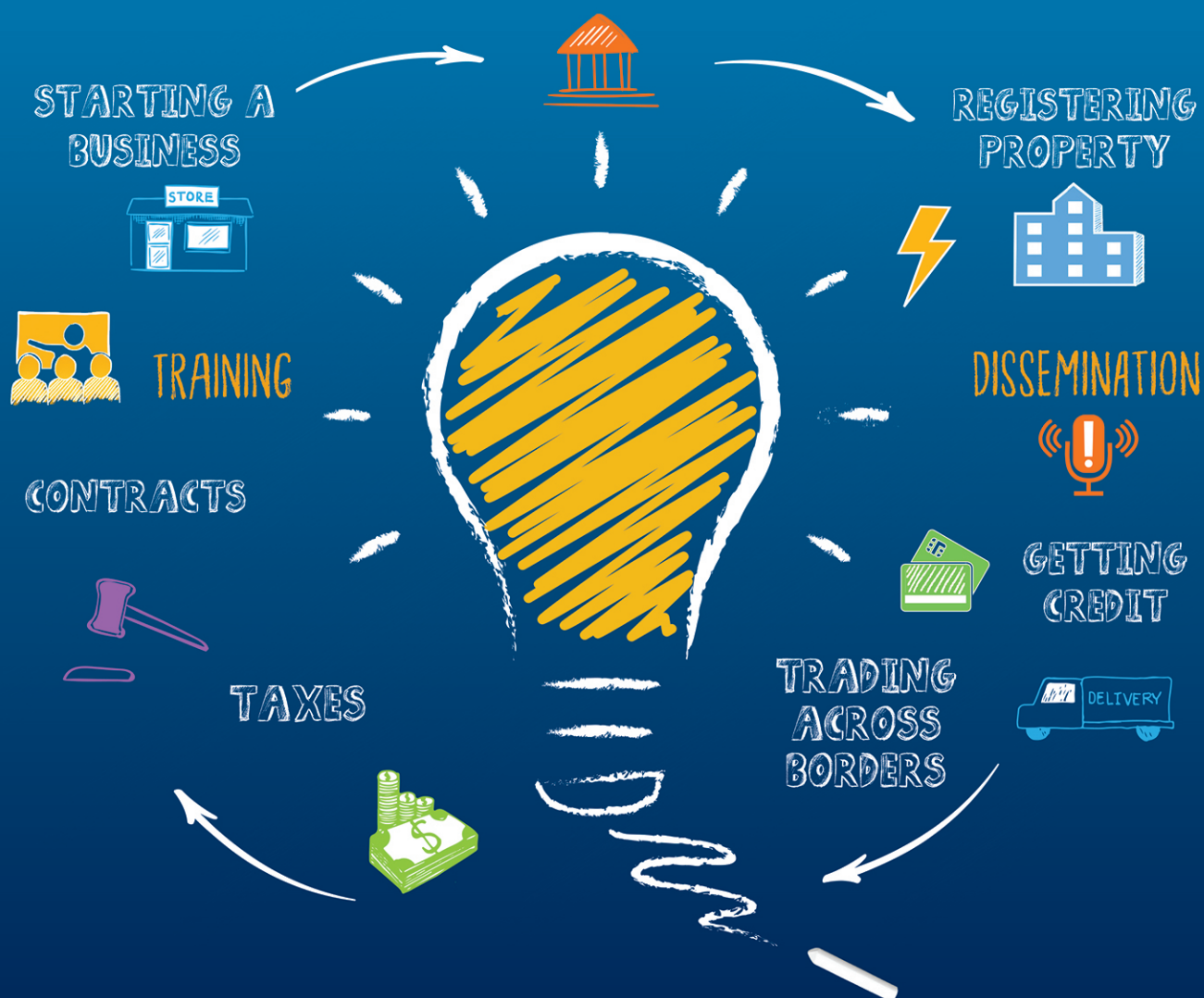


DOING BUSINESS 2019

Training for Reform



© 2019 International Bank for Reconstruction and Development / The World Bank
1818 H Street NW, Washington DC 20433
Telephone: 202-473-1000; Internet: www.worldbank.org

Some rights reserved

1 2 3 4 21 20 19 18

This work is a product of the staff of The World Bank with external contributions. The findings, interpretations, and conclusions expressed in this work do not necessarily reflect the views of The World Bank, its Board of Executive Directors, or the governments they represent. The World Bank does not guarantee the accuracy of the data included in this work. The boundaries, colors, denominations, and other information shown on any map in this work do not imply any judgment on the part of The World Bank concerning the legal status of any territory or the endorsement or acceptance of such boundaries.

Nothing herein shall constitute or be considered to be a limitation upon or waiver of the privileges and immunities of The World Bank, all of which are specifically reserved.

Rights and Permissions



This work is available under the Creative Commons Attribution 3.0 IGO license (CC BY 3.0 IGO) <http://creativecommons.org/licenses/by/3.0/igo>. Under the Creative Commons Attribution license, you are free to copy, distribute, transmit, and adapt this work, including for commercial purposes, under the following conditions:

Attribution—Please cite the work as follows: World Bank. 2019. *Doing Business 2019: Training for Reform*. Washington, DC: World Bank. DOI: 10.1596/978-1-4648-1326-9. License: Creative Commons Attribution CC BY 3.0 IGO

Translations—If you create a translation of this work, please add the following disclaimer along with the attribution: *This translation was not created by The World Bank and should not be considered an official World Bank translation. The World Bank shall not be liable for any content or error in this translation.*

Adaptations—If you create an adaptation of this work, please add the following disclaimer along with the attribution: *This is an adaptation of an original work by The World Bank. Views and opinions expressed in the adaptation are the sole responsibility of the author or authors of the adaptation and are not endorsed by The World Bank.*

Third-party content—The World Bank does not necessarily own each component of the content contained within the work. The World Bank therefore does not warrant that the use of any third-party-owned individual component or part contained in the work will not infringe on the rights of those third parties. The risk of claims resulting from such infringement rests solely with you. If you wish to re-use a component of the work, it is your responsibility to determine whether permission is needed for that re-use and to obtain permission from the copyright owner. Examples of components can include, but are not limited to, tables, figures, or images.

All queries on rights and licenses should be addressed to the World Bank Publications, The World Bank Group, 1818 H Street NW, Washington, DC 20433, USA; fax: 202-522-2625; e-mail: pubrights@worldbank.org.

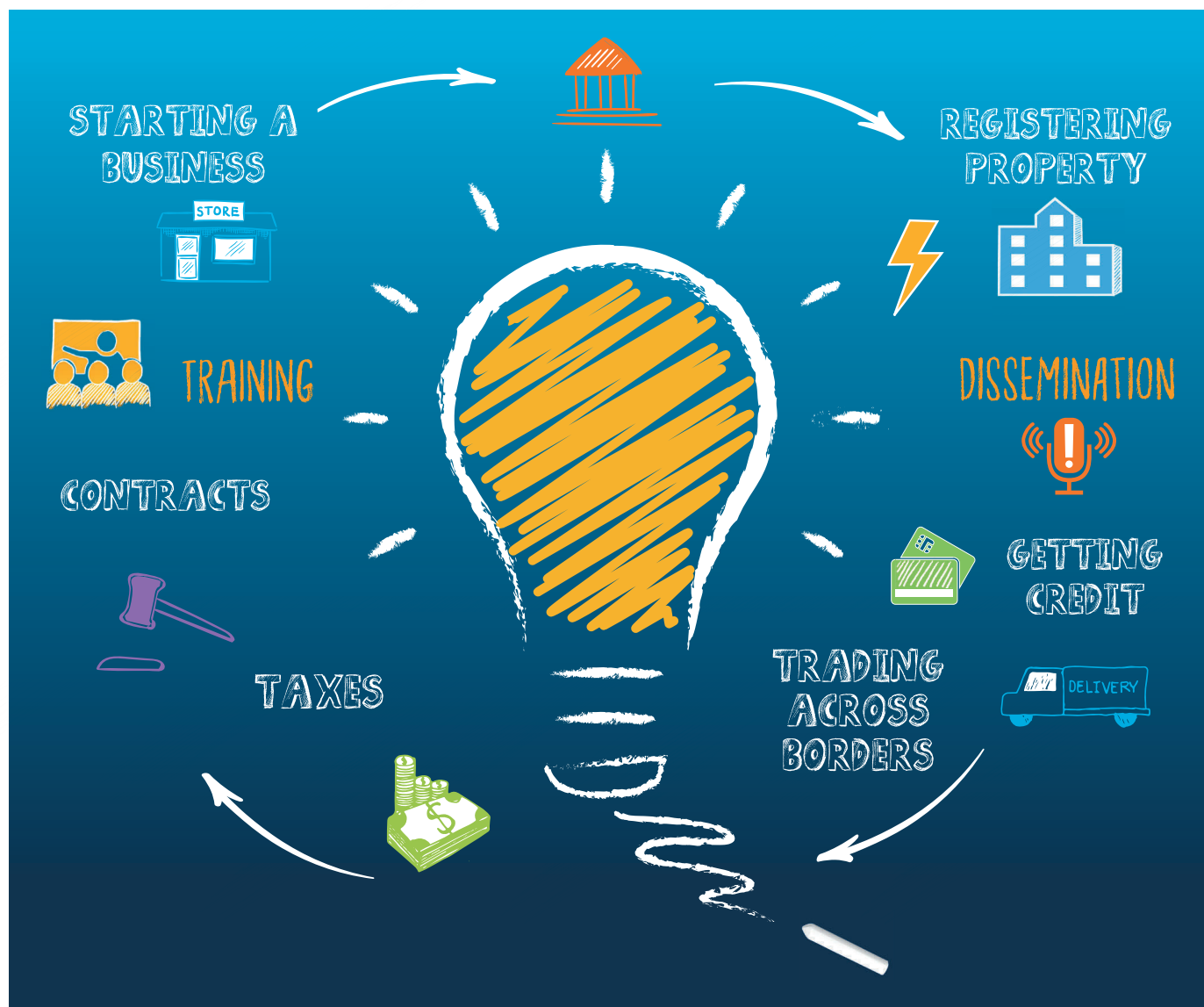
ISBN (paper): 978-1-4648-1326-9
ISBN (electronic): 978-1-4648-1338-2
DOI: 10.1596/978-1-4648-1326-9
ISSN: 1729-2638

Cover design: Corporate Visions, Inc.

Library of Congress Cataloging-in-Publication Data has been requested.

DOING BUSINESS 2019

Training for Reform



COMPARING BUSINESS REGULATION FOR DOMESTIC FIRMS IN **190** ECONOMIES

A World Bank Group Flagship Report



Resources on the Doing Business website

Current features

News on the *Doing Business* project
<http://www.doingbusiness.org>

Rankings

How economies rank—from 1 to 190
<http://www.doingbusiness.org/rankings>

Data

All the data for 190 economies—topic rankings, indicator values, lists of regulatory procedures and details underlying indicators
<http://www.doingbusiness.org/data>

Reports

Access to *Doing Business* reports as well as subnational and regional reports, case studies and customized economy and regional profiles
<http://www.doingbusiness.org/reports>

Methodology

The methodologies and research papers underlying *Doing Business*
<http://www.doingbusiness.org/methodology>

Research

Abstracts of papers on *Doing Business* topics and related policy issues
<http://www.doingbusiness.org/research>

Doing Business reforms

Short summaries of DB2019 business regulation reforms and lists of reforms since DB2006
<http://www.doingbusiness.org/reforms>

Historical data

Customized data sets since DB2004
<http://www.doingbusiness.org/custom-query>

Law library

Online collection of business laws and regulations relating to business
<http://www.doingbusiness.org/law-library>

Contributors

More than 13,800 specialists in 190 economies who participate in *Doing Business*
<http://www.doingbusiness.org/contributors/doing-business>

Entrepreneurship data

Data on new business density (number of newly registered companies per 1,000 working-age people) for 143 economies
<http://www.doingbusiness.org/data/exploretopics/entrepreneurship>

Ease of doing business score

Data benchmarking 190 economies to the best regulatory practice and an ease of doing business score calculator
<http://www.doingbusiness.org/data/ease-of-doingbusiness-score>

Information on good practices

Showing where the many good practices identified by *Doing Business* have been adopted
<http://www.doingbusiness.org/data/good-practice>





Contents

iv	Foreword
1	Overview
22	About <i>Doing Business</i>

Case studies

33	Starting a Business and Registering Property: <i>The role of training in facilitating entrepreneurship and property rights</i>
39	Getting Electricity: <i>Understanding the benefits of wiring regulation</i>
46	Trading Across Borders: <i>Training for trade facilitation</i>
53	Enforcing Contracts and Resolving Insolvency: <i>Training and efficiency in the judicial system</i>
61	Annex: Labor Market Regulation: <i>Trends from Doing Business data</i>
67	References
73	Data Notes
126	Ease of Doing Business Score and Ease of Doing Business Ranking
133	Summaries of <i>Doing Business</i> Reforms in 2017/18
152	Country Tables
216	Acknowledgments

- *Doing Business 2019* is the 16th in a series of annual reports investigating the regulations that enhance business activity and those that constrain it. *Doing Business* presents quantitative indicators on business regulation and the protection of property rights that can be compared across 190 economies—from Afghanistan to Zimbabwe—and over time.
- Regulations affecting 11 areas of the life of a business are covered: starting a business, dealing with construction permits, getting electricity, registering property, getting credit, protecting minority investors, paying taxes, trading across borders, enforcing contracts, resolving insolvency and labor market regulation. The labor market regulation data are not included in this year's ranking on the ease of doing business.
- Data in *Doing Business 2019* are current as of May 1, 2018. The indicators are used to analyze economic outcomes and identify what reforms of business regulation have worked, where and why.





Foreword

What gets measured gets done.

Over the past 15 years, no report has illustrated this aphorism better than *Doing Business*. Anchored in rigorous research and methodology, *Doing Business* gathers detailed and objective data on 11 areas of business regulation, helping governments diagnose issues in administrative procedures and correct them. The report measures complex regulatory processes by zeroing in on their quantifiable components, which can be contested, compared—over time and across economies—and, ultimately, reformed.

Doing Business has inspired thousands of articles published in peer-reviewed journals and created a platform for informed debate about regulatory and institutional frameworks for economic development. Many *Doing Business* indicators have been incorporated into the indexes of other institutions, which has spurred more debate about the ideal business climate to drive inclusive, sustainable economic growth.

Since its launch in 2003, *Doing Business* has inspired more than 3,500 reforms in the 10 areas of business regulation measured by the report. This year, we observed a peak in reform activity worldwide—128 economies undertook a record 314 reforms in 2017/18. Around the world, registering a business now takes an average of 20 days and costs

23% of income per capita, compared to 47 days and 76% of income per capita in 2006. Even more telling, today the average paid-in minimum capital that entrepreneurs must deposit is 6% of income per capita, compared with 145% of income per capita in 2006. The global average time to prepare, file and pay taxes has fallen from 324 hours in 2005 to 237 hours in 2017.

Sub-Saharan Africa has been the region with the highest number of reforms each year since 2012. This year, *Doing Business* captured a record 107 reforms across 40 economies in Sub-Saharan Africa, and the region's private sector is feeling the impact of these improvements. The average time and cost to register a business, for example, has declined from 59 days and 192% of income per capita in 2006 to 23 days and 40% of income per capita today. Furthermore, the average paid-in minimum capital has fallen from 212% of income per capita to 11% of income per capita in the same period.

This year's 10 top improvers include a range of economies—large and small; rich and poor—from five regions. The diversity shows that, regardless of background, any economy can improve business regulation when the will of policy makers is strong. With 13 reforms between them, China and India—two of the world's largest economies—are among the 10 top improvers. At the same



time Djibouti, a small economy, is also on the list with six reforms. And with a total of 12 business regulatory reforms between them, Afghanistan and Turkey are on the list of 10 top improvers for the first time in the report's history.

Perhaps most notably, four of the 10 top improvers—Afghanistan, Djibouti, Côte d'Ivoire and Togo—are countries suffering from fragility, conflict and violence. The World Bank Group and other organizations have worked closely with these economies to address pressing humanitarian and developmental needs, while also strengthening their legal and economic institutions.

Doing Business taught us that even with comprehensive evidence, reforms do

not necessarily follow. A ranking helps put the information in front of leaders and makes it hard to ignore. The report helped inspire the Human Capital Index (HCI), which we launched at the 2018 Annual Meetings in Indonesia. Like *Doing Business*, the HCI is based on the idea that, regardless of how complex an area may be, with solid research and methodology it can be measured. These types of data promote reform, not only because they are easy to analyze, trace and act on, but also because they increase transparency and accountability.

Governments have the enormous task of fostering an enabling environment for entrepreneurs and small and medium-size enterprises. Sound and efficient business regulation is critical for

entrepreneurship and a thriving private sector. Without them, we have no chance to end extreme poverty and boost shared prosperity around the world.

International institutions and research centers can play a central role by building a solid base of knowledge and data to inform governments, researchers and the general public. With *Doing Business*, the World Bank Group is fully committed to this mission. The reforms that the report inspires will help people reach their aspirations; drive inclusive, sustainable economic growth; and bring us one step closer to ending poverty on the face of the earth.



Jim Yong Kim
President
World Bank Group



Overview

An economy cannot thrive without a healthy private sector. When local businesses flourish, they create jobs and generate income that can be spent and invested domestically. Any rational government that cares about the economic well-being and advancement of its constituency pays special attention to laws and regulations affecting local small and medium-size enterprises (SMEs). Effective business regulation affords micro and small firms the opportunity to grow, innovate and, when applicable, move from the informal to the formal sector of an economy. Like its 15 predecessors, *Doing Business 2019* continues to enable regulators to assess and benchmark their domestic business regulatory environments.

Doing Business advocates for both regulatory quality and efficiency. It is important to have effective rules in place that are easy to follow and understand. To realize economic gains, reduce corruption and encourage SMEs to flourish, unnecessary red tape should be eliminated. However, specific safeguards must be put in place to ensure high-quality business regulatory processes; efficiency alone is not enough for regulation to function well. What use is it when one can transfer property in just a few days and at a low cost, but the property registry contains unreliable information with incomplete geographic coverage? *Doing Business* exposes cases with evident discrepancies between regulatory quality and efficiency, signaling to regulators what needs to be reformed.

Doing Business 2019 measures the processes for business incorporation, getting a building permit, obtaining an electricity connection, transferring property, getting access to credit, protecting

minority investors, paying taxes, engaging in international trade, enforcing contracts and resolving insolvency. *Doing Business* collects and publishes data on labor market regulation with a focus on the flexibility of employment regulation as well as several aspects of job quality. However, this regulatory area does not constitute part of the ease of doing business ranking (figure 1.1). For more details on the *Doing Business* indicators, see the data notes at <http://www.doingbusiness.org>.

Each of the measured business regulatory areas is important to nascent and existing entrepreneurs. However, as *Doing Business* data show, SME owners face drastically different realities across economies as they set up and operate their businesses. An entrepreneur in Uganda, for example, will spend nearly a month and undertake 13 procedures to set up a new company. The entrepreneur will then be required to manage another 18 interactions with different

- *Doing Business* captured a record 314 regulatory reforms between June 2, 2017, and May 1, 2018. Worldwide, 128 economies introduced substantial regulatory improvements making it easier to do business in all areas measured by *Doing Business*.
- The economies with the most notable improvement in *Doing Business 2019* are Afghanistan, Djibouti, China, Azerbaijan, India, Togo, Kenya, Côte d'Ivoire, Turkey and Rwanda.
- One-third of all business regulatory reforms recorded by *Doing Business 2019* were in the economies of Sub-Saharan Africa. With a total of 107 reforms, Sub-Saharan Africa once again has a record number this year.
- The BRIC economies—Brazil, the Russian Federation, India and China—introduced a total of 21 reforms, with getting electricity and trading across borders the most common areas of improvement.
- The 10 top economies in the ease of doing business ranking share common features of regulatory efficiency and quality, including mandatory inspections during construction, automated tools used by distribution utilities to restore service during power outages, strong safeguards available to creditors in insolvency proceedings and automated specialized commercial courts.
- Training opportunities for service providers and users are positively associated with the ease of doing business score. Similarly, increased public-private communication on legislative changes and processes affecting SMEs are associated with more reforms and better performance on the *Doing Business* indicators.



FIGURE 1.1 What is measured in *Doing Business*?

Source: *Doing Business* database.

Note: Labor market regulation is not included in the ease of doing business ranking.

agencies and wait an additional four months to obtain a building permit. Once the construction of the warehouse is completed, the entrepreneur will need to wait another two months and cash out 7,513.6% of income per capita to obtain a connection to the electrical grid. In contrast, a Danish entrepreneur can expect to be able to register a new business in just 3.5 days, complete all required legal procedures to build a warehouse through seven steps in slightly over two months and secure a reliable electricity connection for about 100% of local income per capita. Differences in regulatory and institutional quality can affect how many new businesses are created and the dynamism of the private sector, which generates jobs and economic opportunities. In Denmark the average number of newly registered companies is eight per 1,000 workers per year, whereas in Uganda this figure is less than one new company per 1,000 workers per year.¹ Many factors explain this difference, including the level of business regulation.²

Doing Business does not claim to cover all the areas pertinent to private sector development and growth. The report has a set of clear limitations; *Doing Business* data alone are not sufficient to assess the overall competitiveness or foreign investment prospects of an economy. *Doing Business* does not assess market size, the soundness and depth of financial markets, macroeconomic conditions, foreign investment, security or political stability. However, the *Doing Business* indicators do offer insights for policy makers to identify areas for reform and improve the local business environment. For more information on what is measured and what is not, see the chapter About *Doing Business*.

WHAT ARE THE BENEFITS OF IMPROVED BUSINESS REGULATION?

Doing Business includes 11 indicator sets that measure aspects of business regulation which are important to domestic

small and medium-size companies and national competitiveness. Evidence from economic literature corroborates the economic relevance and importance of the areas measured by *Doing Business*. In the case of the starting a business indicator set alone, more than 300 research articles have been published in the top 100 academic journals since 2003 assessing how the regulatory environment for entry affects a wide range of economic outcomes such as productivity, growth, employment and informality. Recent research shows the positive effects of improved business regulation. Fewer procedures and lower levels of minimum capital, for example, are positively and significantly associated with the process of starting a business. Where procedures are more complex or unclear, the likelihood of corruption is higher.³ Another study discusses the benefits to companies of formal registration, such as greater access to new equipment and a larger scale of operations, which can lead to increased competitiveness and productivity.⁴

In the context of construction permitting, simplicity and transparency are key in allowing businesses to expand and build new and safe infrastructure. Research shows that regulatory burdens often pose substantial obstacles for investors. Discrepancies among existing laws, for example, can lead to unnecessary and even contradictory compliance requirements.⁵ Furthermore, lengthy processing times for required approvals—as is the case in Ghana—can drive up costs and spur the development of an informal construction sector, where falsified construction permits result in unsafe infrastructure.⁶

Electricity is a necessity for any business to function properly and expand. It is also an important element in the competitiveness and strengthening of human capital in an economy. Research data indicate that higher electricity costs tend to have an adverse impact on businesses. As prices rise, firms shift their focus to less electricity-intensive production processes, resulting in reduced output and productivity.⁷ Equally important is the reliability of a power connection. Recent research finds that power outages and deficient power infrastructure in Sub-Saharan Africa had a measurable negative impact on economic growth over the period 1995–2007.⁸

Similarly, clearly defined regulation and equal access to property rights are essential for enabling businesses to expand their operations. If governments do not put in place adequate land ownership protections and leave investors open to land disputes or property seizures, stakeholders would be disinclined to put money into land and property development projects. A recent study exploring whether political institutions have an impact on the effectiveness of economic reforms in promoting growth finds that financial and trade reforms are more effective in developing economies with sound property rights. This evidence suggests that sufficiently developed property rights may be a precondition for

reaping the growth benefits of reform.⁹ Ample literature on the importance of property rights finds a strong association between investment, access to finance, productivity and economic growth.¹⁰

Another area measured by *Doing Business* is the protection of minority investors. Greater protection helps foster trust and confidence and, in turn, spurs greater access to finance for entrepreneurs.¹¹ The indicator set focuses on how policy makers mitigate the risk that corporate executives, directors and majority shareholders will use their position to advance their own interests at the expense of the company and other shareholders. Clear rules, robust rights and increased transparency are some of the regulatory instruments at their disposal. Corporate governance is a key determinant of investment efficiency,¹² while shareholders' ability to sue and hold directors accountable are essential checks and balances.¹³

Finally, the regulation of labor markets is critical as policy makers work to create more and better jobs for their citizens. Labor regulation is also an area of interest to researchers as they strive to assess the optimal balance between adequate worker protections and labor market efficiency. In India, for example, research shows that when faced with restrictive labor laws, firms choose to circumvent such legislation by hiring workers indirectly through contractors, especially in times of economic uncertainty.¹⁴ Another study on foreign investment and the organization of global firms suggests that firms consider the strength of worker bargaining power when making sourcing decisions.¹⁵

Doing Business 2014 presented a synthesis of the fast-growing literature published in top-ranking economic journals using *Doing Business* data for analysis or motivation.¹⁶ The chapter reviews the different estimation methods used in economic analysis and summarizes the recent research by area of study and

methodology, including firm entry and labor market regulation, trade regulations and cost and tax regulations. *Doing Business 2016* also presented an extended review of the literature published in 70 top academic law journals focusing on four sets of indicators: enforcing contracts, getting credit (legal rights), protecting minority investors and resolving insolvency.¹⁷ For further research insights, updated annually, see the chapter About *Doing Business* and the *Doing Business* website at <http://www.doingbusiness.org/research>.

WHERE IS BUSINESS REGULATION BETTER?

Doing Business benchmarks aspects of business regulation and practice using specific case studies with standardized assumptions. Based on an economy's performance in each of the 11 measured areas, the report scores the efficiency and quality of the business environment. This approach facilitates the comparison of regulation and practice across economies and allows for changes to be tracked over time. The ease of doing business score (box 1.1) serves as the basis for ranking economies on their business environment: to obtain the ranking, economies are sorted by their scores. The ease of doing business score shows an economy's absolute position to the best regulatory practice, while the ease of doing business ranking is an indication of an economy's position relative to that of other economies.

The economies that rank highest in the ease of doing business (table 1.1) are those that have consistently well-designed business regulation or whose regulatory environments have thrived thanks to comprehensive reform over the years. The top three economies this year—New Zealand, Singapore and Denmark—exemplify a business-friendly environment. Meanwhile, Mauritius, which joins the group of

BOX 1.1 What is the ease of doing business score?

This year the name of the *Doing Business* distance to frontier score has been changed to “ease of doing business score” to better reflect the main idea of the measure—a score indicating an economy’s position to the best regulatory practice. Nevertheless, the process for calculating the score remains the same. The score combines measures with different units such as time to start a company or procedures to transfer a property. The score captures the gap between an economy’s current performance and a measure of best regulatory practice set in *Doing Business 2015* across the entire sample of the same 41 indicators for 10 *Doing Business* indicator sets used in previous years. For example, according to the *Doing Business* database, across all economies and over time, the least time needed to start a business is 0.5 days, while in the worst 5% of cases it takes more than 100 days. Half a day is, therefore, considered the best performance, while 100 days is the worst. Higher scores show absolute better ease of doing business (the best score is set at 100), while lower scores show absolute poorer ease of doing business (the worst performance is set at 0). The percentage point scores of an economy on different indicators can be averaged together to obtain an aggregate score. For more details, see the chapter on the ease of doing business score and ease of doing business ranking available at <http://www.doingbusiness.org>.

top 20 economies this year (the only Sub-Saharan African economy to do so), has reformed its business environment methodically over time. Indeed, over the past decade Mauritius has reformed more than once in almost all areas measured by *Doing Business*.¹⁸ Following seven reforms in the area of property registration captured by *Doing Business* since 2005, for example, the time needed to register property has decreased more than 12 times; the time needed for business incorporation has decreased almost 10 times as a result of four reforms in starting a business.¹⁹

A continuous and focused reform agenda keeps an economy competitive and vigilant, as others also keep improving. Two economies that enter the top 20 this year—the United Arab Emirates and Malaysia—have maintained such a reform momentum. The United Arab Emirates is the highest-ranking economy in the Middle East and North Africa region, with reforms captured in four areas. Six reforms in Malaysia were measured by *Doing Business*, resulting in the second highest regional improvement in the ease of doing business score.

Twelve of the top 20 economies are from the OECD high-income group; four are from East Asia and the Pacific, two are from Europe and Central Asia and one each is from Sub-Saharan Africa

and the Middle East and North Africa. Except for low-income economies, all income groups are represented. The regional diversity and varying income levels among the top 20 economies underscore the point that any economy can make it to the top, as long as it has few bureaucratic hurdles and strong laws and regulation. The efficiency and quality of regulation are what matter most for a good performance in the ease of doing business ranking.

The top 20 economies share a number of international good practices. In the area of starting a business, 13 of these economies have at least one procedure that can be completed online in 0.5 days. The electricity distribution utilities in all but one of the top 20 economies use automated tools, allowing for faster, more efficient and more secure restoration of service during power outages. In the areas of construction and land administration, in all top 20 economies mandatory inspections are always done in practice during the construction of a warehouse, and the majority have comprehensive geographic coverage. The quality of legal infrastructure and the strength of legal institutions is also robust. In all top 20 economies, for example, the insolvency framework stipulates that a creditor has the right to object to decisions accepting or rejecting creditors’ claims, providing strong safeguards to creditors in

insolvency proceedings. Court automation is prevalent, and judgments are enforced twice as fast on average (95.6 days) than in the remaining economies (200 days). These economies also have strong disclosure requirements in place to prevent the misuse of corporate assets by directors for personal gain. Most mandate that a shareholder must immediately disclose transactions—as well as any conflicts of interest—to other shareholders. To date, no economy has reached the best regulatory performance on all indicators; every economy can progress further by learning from the experience of others.

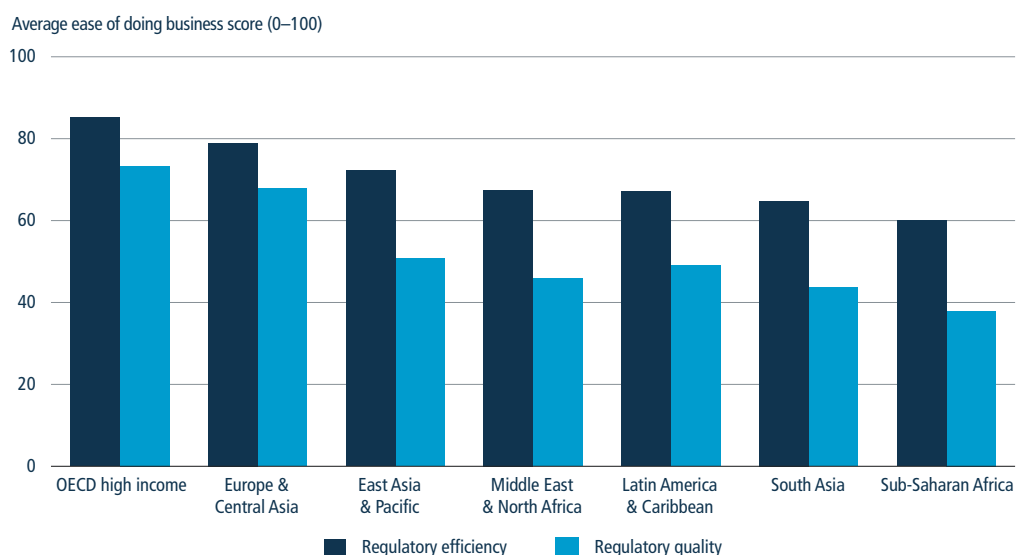
More trends emerge from the list of the top 50 economies. Regionally, almost 60% of the top 50 economies are from the OECD high-income group, followed by Europe and Central Asia (24%) and East Asia and the Pacific (12%). South Asia and Latin America and the Caribbean are the two regions absent from the top 50 ranking. Upper-middle-income economies represent almost 26% of the top 50 economies. Georgia, Kosovo and Moldova are the three lower-middle-income economies on the list and Rwanda is the only low-income economy. There is, however, a large variation between regions’ regulatory efficiency and regulatory quality (figure 1.2). While four of the 10 top improvers in *Doing Business 2019* are Sub-Saharan African economies, the

TABLE 1.1 Ease of doing business ranking

Rank	Economy	EODB score	EODB score change	Rank	Economy	EODB score	EODB score change	Rank	Economy	EODB score	EODB score change
1	New Zealand	86.59	0.00	65	Colombia	69.24	+0.20	129	Barbados	56.78	0.00
2	Singapore	85.24	+0.27	66	Luxembourg	69.01	0.00	130	St. Vincent and the Grenadines	56.35	+0.01
3	Denmark	84.64	+0.59	67	Costa Rica	68.89	-0.47	131	Cabo Verde	55.95	+0.02
4	Hong Kong SAR, China	84.22	+0.04	68	Peru	68.83	+0.56	132	Nicaragua	55.64	+0.37
5	Korea, Rep.	84.14	-0.01	69	Vietnam	68.36	+1.59	133	Palau	55.59	+0.01
6	Georgia	83.28	+0.48	70	Kyrgyz Republic	68.33	+2.57	134	Guyana	55.57	-1.21
7	Norway	82.95	+0.25	71	Ukraine	68.25	+0.94	135	Mozambique	55.53	+1.78
8	United States	82.75	-0.01	72	Greece	68.08	-0.12	136	Pakistan	55.31	+2.53
9	United Kingdom	82.65	+0.33	73	Indonesia	67.96	+1.42	137	Togo	55.20	+6.32
10	Macedonia, FYR	81.55	+0.32	74	Mongolia	67.74	+0.27	138	Cambodia	54.80	+0.41
11	United Arab Emirates	81.28	+2.37	75	Jamaica	67.47	+0.55	139	Maldives	54.43	+0.10
12	Sweden	81.27	0.00	76	Uzbekistan	67.40	+1.08	140	St. Kitts and Nevis	54.36	+0.01
13	Taiwan, China	80.90	+0.24	77	India	67.23	+6.63	141	Senegal	54.15	+0.37
14	Lithuania	80.83	+0.29	78	Oman	67.19	-0.02	142	Lebanon	54.04	+0.07
15	Malaysia	80.60	+2.57	79	Panama	66.12	+0.41	143	Niger	53.72	+1.24
16	Estonia	80.50	+0.01	80	Tunisia	66.11	+1.51	144	Tanzania	53.63	+0.34
17	Finland	80.35	+0.05	81	Bhutan	66.08	+0.20	145	Mali	53.50	+0.23
18	Australia	80.13	-0.01	82	South Africa	66.03	+1.37	146	Nigeria	52.89	+1.37
19	Latvia	79.59	+0.33	83	Qatar	65.89	+0.64	147	Grenada	52.71	+0.07
20	Mauritius	79.58	+1.29	84	Malta	65.43	+0.28	148	Mauritania	51.99	+0.92
21	Iceland	79.35	+0.05	85	El Salvador	65.41	+0.21	149	Gambia, The	51.72	+0.23
22	Canada	79.26	+0.38	86	Botswana	65.40	+0.46	150	Marshall Islands	51.62	+0.01
23	Ireland	78.91	-0.51	87	Zambia	65.08	+1.48	151	Burkina Faso	51.57	+0.12
24	Germany	78.90	0.00	88	San Marino	64.74	+2.27	152	Guinea	51.51	+2.02
25	Azerbaijan	78.64	+7.10	89	Bosnia and Herzegovina	63.82	+0.27	153	Benin	51.42	+0.13
26	Austria	78.57	+0.03	90	Samoa	63.77	+0.01	154	Lao PDR	51.26	+0.11
27	Thailand	78.45	+1.06	91	Tonga	63.59	+0.03	155	Zimbabwe	50.44	+1.92
28	Kazakhstan	77.89	+0.73	92	Saudi Arabia	63.50	+1.62	156	Bolivia	50.32	+0.15
29	Rwanda	77.88	+4.15	93	St. Lucia	63.02	+0.06	157	Algeria	49.65	+2.06
30	Spain	77.68	+0.07	94	Vanuatu	62.87	-0.21	158	Kiribati	49.07	+0.33
31	Russian Federation	77.37	+0.61	95	Uruguay	62.60	+0.34	159	Ethiopia	49.06	+0.91
32	France	77.29	+0.99	96	Seychelles	62.41	-0.01	160	Micronesia, Fed. Sts.	48.99	0.00
33	Poland	76.95	-0.36	97	Kuwait	62.20	+0.75	161	Madagascar	48.89	+0.71
34	Portugal	76.55	-0.07	98	Guatemala	62.17	+1.01	162	Sudan	48.84	+3.75
35	Czech Republic	76.10	+0.05	99	Djibouti	62.02	+8.87	163	Sierra Leone	48.74	+0.15
36	Netherlands	76.04	+0.01	100	Sri Lanka	61.22	+1.80	164	Comoros	48.66	+0.14
37	Belarus	75.77	+0.72	101	Fiji	61.15	+0.04	165	Suriname	48.05	-0.05
38	Switzerland	75.69	+0.01	102	Dominican Republic	61.12	+0.55	166	Cameroon	47.78	+0.83
39	Japan	75.65	+0.05	103	Dominica	61.07	+0.04	167	Afghanistan	47.77	+10.64
40	Slovenia	75.61	+0.02	104	Jordan	60.98	+1.42	168	Burundi	47.41	+0.73
41	Armenia	75.37	+2.06	105	Trinidad and Tobago	60.81	-0.12	169	Gabon	45.58	-0.23
42	Slovak Republic	75.17	+0.29	106	Lesotho	60.60	+0.19	170	São Tomé and Príncipe	45.14	+0.30
43	Turkey	74.33	+4.34	107	Namibia	60.53	+0.24	171	Iraq	44.72	+0.04
44	Kosovo	74.15	+0.44	108	Papua New Guinea	60.12	+1.19	171	Myanmar	44.72	+0.51
45	Belgium	73.95	+2.24	109	Brazil	60.01	+2.96	173	Angola	43.86	+2.16
46	China	73.64	+8.64	110	Nepal	59.63	-0.32	174	Liberia	43.51	-0.04
47	Moldova	73.54	+0.38	111	Malawi	59.59	+0.84	175	Guinea-Bissau	42.85	+0.27
48	Serbia	73.49	+0.17	112	Antigua and Barbuda	59.48	+0.06	176	Bangladesh	41.97	+0.91
49	Israel	73.23	+0.64	113	Paraguay	59.40	+0.41	177	Equatorial Guinea	41.94	+0.28
50	Montenegro	72.73	+0.20	114	Ghana	59.22	+2.06	178	Timor-Leste	41.60	+1.71
51	Italy	72.56	-0.15	115	Solomon Islands	59.17	+0.33	179	Syrian Arab Republic	41.57	+0.02
52	Romania	72.30	-0.53	116	West Bank and Gaza	59.11	+0.39	180	Congo, Rep.	39.83	+0.36
53	Hungary	72.28	+0.34	117	Eswatini	58.95	+0.13	181	Chad	39.36	+1.15
54	Mexico	72.09	-0.18	118	Bahamas, The	58.90	+0.77	182	Haiti	38.52	+0.11
55	Brunei Darussalam	72.03	+1.85	119	Argentina	58.80	+0.87	183	Central African Republic	36.90	+2.67
56	Chile	71.81	+0.37	120	Egypt, Arab Rep.	58.56	+2.74	184	Congo, Dem. Rep.	36.85	+0.67
57	Cyprus	71.71	+0.44	121	Honduras	58.22	+0.09	185	South Sudan	35.34	+2.04
58	Croatia	71.40	+0.34	122	Côte d'Ivoire	58.00	+4.94	186	Libya	33.44	+0.23
59	Bulgaria	71.24	+0.11	123	Ecuador	57.94	+0.12	187	Yemen, Rep.	32.41	-0.59
60	Morocco	71.02	+2.46	124	Philippines	57.68	+1.36	188	Venezuela, RB	30.61	-0.24
61	Kenya	70.31	+5.25	125	Belize	57.13	+0.02	189	Eritrea	23.07	+0.13
62	Bahrain	69.85	+1.82	126	Tajikistan	57.11	+0.08	190	Somalia	20.04	+0.06
63	Albania	69.51	+0.50	127	Uganda	57.06	+0.65				
64	Puerto Rico (U.S.)	69.46	+0.20	128	Iran, Islamic Rep.	56.98	+2.34				

Source: Doing Business database.

Note: The ease of doing business rankings are benchmarked to May 1, 2018, and based on the average of each economy's ease of doing business scores for the 10 topics included in the aggregate ranking. For the economies for which the data cover two cities, scores are a population-weighted average for the two cities. A positive change indicates an improvement in the score between 2016/17 and 2017/18 (and therefore an improvement in the overall business environment as measured by *Doing Business*), while a negative change indicates a deterioration and a 0.00 indicates no change in the score.

FIGURE 1.2 Gaps between regulatory efficiency and regulatory quality are observed across all regions

Source: *Doing Business* database.

Note: The ease of doing business score for regulatory efficiency is the aggregate score for the procedures (where applicable), time and cost indicators from the following indicator sets: starting a business (also including the minimum capital requirement indicator), dealing with construction permits, getting electricity, registering property, paying taxes (including the postfiling index), trading across borders, enforcing contracts and resolving insolvency. The ease of doing business score for regulatory quality is the aggregate score for getting credit and protecting minority investors as well as the regulatory quality indices from the indicator sets for dealing with construction permits, getting electricity, registering property, enforcing contracts and resolving insolvency.

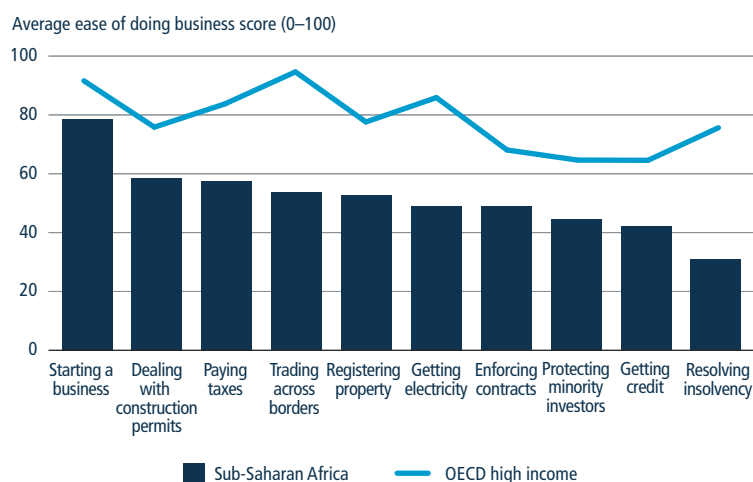
region has room for further progress: its average ease of doing business score for regulatory quality is less than 40, compared to 73 in OECD high-income economies. Similarly, the average ease of doing business score for regulatory efficiency is 60, compared to 85 among OECD high-income economies.

Not surprisingly, large gaps exist between the performance of Sub-Saharan Africa and OECD high-income economies (figure 1.3). Sub-Saharan African economies score significantly lower than the most efficient economies in all areas. The gap in the score is significantly wider in the areas of trading across borders (41 points) and getting electricity (36 points). The area with the largest score difference is resolving insolvency, where the gap between Sub-Saharan African economies and the best performers is 44 points.

Substantial variations in performance among Sub-Saharan African economies present an opportunity for policy

makers to learn from the experience of their neighbors. In the area of getting credit, for example, officials in Angola (ranked 184) and Eritrea (186) could learn from the experience of Rwanda and Zambia (both ranked 3). The two

latter economies share many of the good practices found in OECD high-income economies, including reliable secured transaction laws and robust credit information sharing available through credit bureaus or registries.

FIGURE 1.3 Resolving insolvency is the area with the biggest gap between Sub-Saharan African economies and OECD high-income economies

Source: *Doing Business* database.

The area of resolving insolvency is the most challenging of all worldwide (figure 1.4), yet this should not discourage economies from taking steps in this direction. For example, in 2017/18, as a result of introducing several changes to its insolvency framework, including facilitating the continuation of the debtor's business during insolvency proceedings, providing for equal treatment of creditors in reorganization proceedings and granting creditors greater participation in the insolvency proceedings, Kenya progressed toward the best regulatory practice by 14 points in the score for resolving insolvency.

Variation across areas of regulation, as measured by the ease of doing business ranking, is also frequently observed across all economies, regardless of income level. Among high-income economies, for example, New Zealand ranks 1 for starting a business, but 21 for enforcing contracts. Rwanda, a low-income economy, ranks 2 for registering property and 3 for getting credit, but 88 for trading across borders and 51 for starting a business. China is ranked 6 for enforcing contracts but 28 for starting a business, while Morocco—classified as a lower-middle-income

economy—ranks 25 for paying taxes but 112 for getting credit.

If the process of starting a business is already relatively easy, but the lack of a credit information system or a collateral register can make it difficult for firms to obtain credit, entrepreneurs will face hurdles that could negatively impact the wider economy as they struggle to meet their potential or compete. The opposite can also be true—an economy can have a high-quality land administration system and reliable credit reporting mechanisms, but cumbersome business incorporation processes. As a result, firms may be discouraged from formal entry, with negative consequences for the economy including lower rates of formal employment and tax collection.

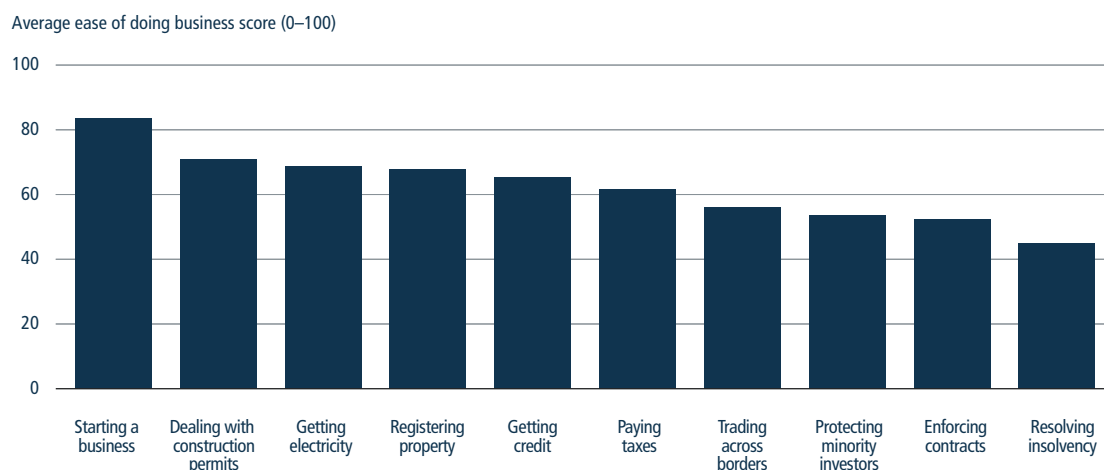
Since *Doing Business 2005* more than 3,500 business regulatory reforms have been implemented across the 190 economies measured by *Doing Business*.

Substantial variations in performance among Sub-Saharan African economies present an opportunity for policy makers to learn from the experience of their neighbors.

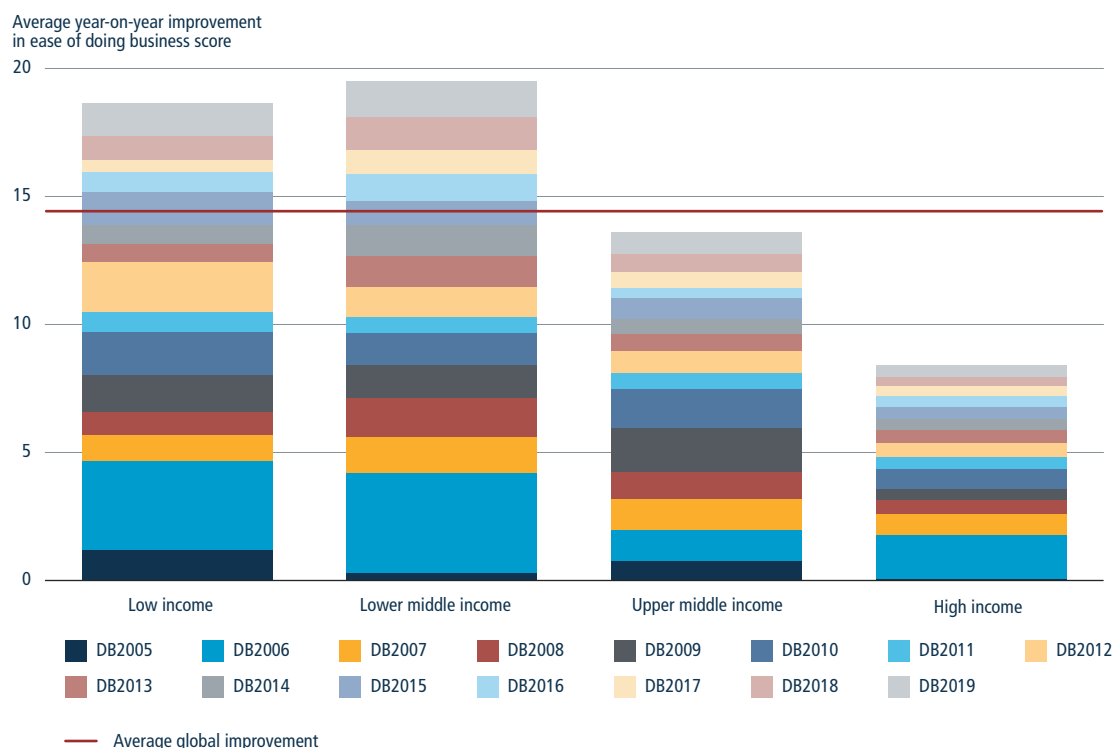
The majority of these reforms have been made in low- and lower-middle-income economies. In this year's report, 73% of low-income economies and 85% of lower-middle-income economies reformed in at least one area. Such reform dynamism explains the significant improvements in business regulation that low- and lower-middle-income economies have achieved compared to upper-middle-income and high-income economies (figure 1.5).

The three regions which have improved the most since 2004 are Europe and Central Asia, Sub-Saharan Africa and the Middle East and North Africa. Together, these regions have introduced more reforms than the other four regions combined. With 905 reforms, Sub-Saharan Africa holds the record for the highest total number of reforms captured by *Doing Business* over the past 15 years. Moreover, the region also recorded the highest number of reforms in 11 of those 15 years. For the same

FIGURE 1.4 Which area is easier for entrepreneurs and which is more difficult?



Source: *Doing Business* database.

FIGURE 1.5 Low- and lower-middle-income economies have made bigger improvements over time

Source: *Doing Business* database.

Note: The red line shows the average global improvement in the ease of doing business score since 2004. The measure is normalized to range from 0 to 100, with 100 representing the best regulatory performance. Because of changes over the years in methodology and in the economies and indicators included, the improvements are measured year on year using pairs of consecutive years with comparable data.

period, Europe and Central Asia has, however, maintained the highest average number of reforms per economy per year making it easier to do business (2.03), followed by Sub-Saharan Africa (1.26) and South Asia (1.23).

Slowly, but consistently, the economies most in need of business regulatory reform are adopting global good practices and converging toward the best regulatory performance. In 2006 the average time to start a business in Sub-Saharan African economies was 59 days; today the average is 23 days, significantly closer to the high-income economy average of 9 days (figure 1.6). Similarly, the gap between low- and high-income economies on the extent of disclosure index has narrowed over the past decade.²⁰ In 2009 low-income economies averaged a score of 4.6 on the extent of disclosure

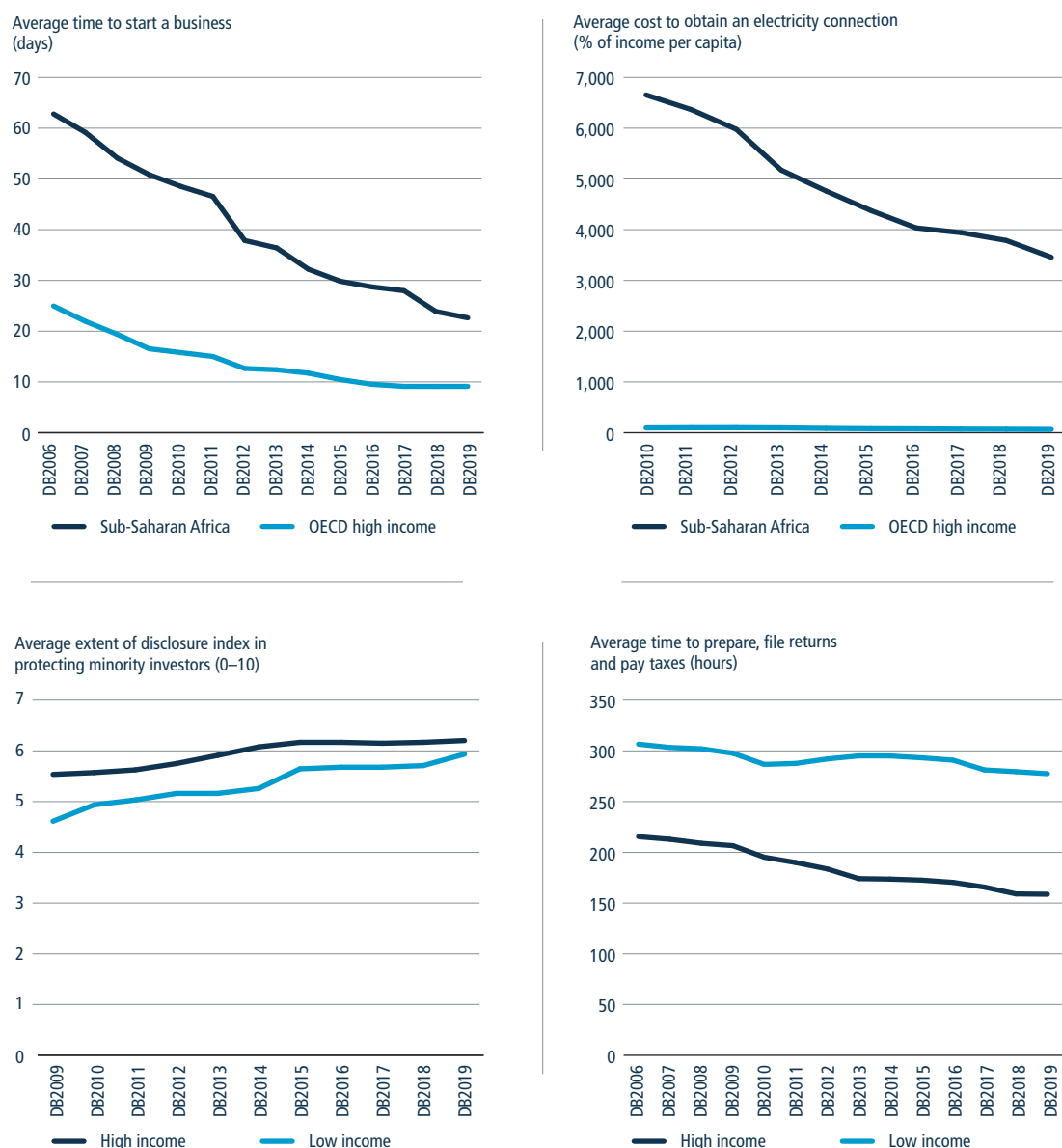
index; today their score is almost 6—within 0.4 points of the high-income economy average. Although this shows a substantial gradual convergence, not all areas have experienced the same pace of improvement. Since 2006 low-income economies have reduced the time to pay taxes, for example, by only 29 hours on average, compared to a reduction of 57 hours on average—nearly twice as much—by high-income economies (which had 100-hours faster head start on average to begin with).

Change takes time, especially when the starting point is characterized by weak institutions and costly, cumbersome processes. However, the reform trends captured by *Doing Business* suggest a strong impetus for change in low- and lower-middle-income economies. Recent research shows that poverty is reduced

when economies adopt business-friendly regulation.²¹

WHICH ECONOMIES IMPROVED THE MOST IN DOING BUSINESS IN 2017/18?

Governments worldwide invest substantial effort in changing business regulatory frameworks to make doing business easier for entrepreneurs. Such efforts can range from straightforward changes (for example, reducing the fees for obtaining a building permit in Cambodia or publishing fee schedules and service standards for property transfer in Tunisia) to substantial revisions of legislation (the Kyrgyz Republic's new civil procedure code) or the establishment of new institutions (such as specialized commercial benches in Ethiopia or intermediate

FIGURE 1.6 Areas where economies are converging and areas where they are not

Source: *Doing Business* database.

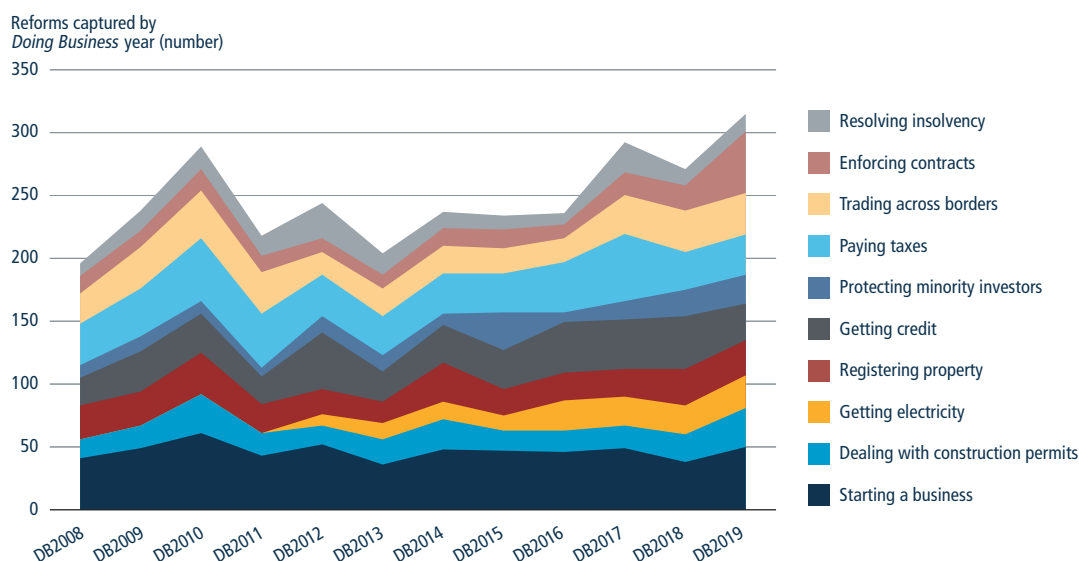
Note: The upper left-hand side graph includes 174 economies where data is available back to *Doing Business* 2006. The upper right-hand side graph includes 183 economies where data is available back to *Doing Business* 2010. The lower left-hand side graph includes 182 economies where data is available back to *Doing Business* 2009. The lower right-hand side graph includes 174 economies where data is available back to *Doing Business* 2006.

customs posts in El Salvador). While the variety of activities that can be undertaken to improve the ease of doing business is extensive, they are all aimed at streamlining processes, increasing procedural and legislative efficiency and improving the accessibility and transparency of information. For more details on

how *Doing Business* identifies changes as a reform, see the data notes at <http://www.doingbusiness.org>.

In the past year, *Doing Business* observed a peaking of reform activity worldwide. From June 2, 2017, to May 1, 2018, 128 economies implemented a record 314

regulatory reforms improving the business climate (see table 1A.1 at the end of this chapter). The previous record was set by *Doing Business* 2017, which captured 290 reforms implemented by 137 economies (figure 1.7). Almost one-third of all reforms recorded in 2017/18 were implemented in two

FIGURE 1.7 *Doing Business 2019* captured a record 314 reforms in 128 economies

Source: *Doing Business* database.

Note: The getting electricity indicator set was added in *Doing Business 2012*. The report's geographical coverage has gradually expanded from 178 economies in *Doing Business 2008* to 181 in *Doing Business 2009*, 183 in *Doing Business 2010*, 185 in *Doing Business 2013*, 189 in *Doing Business 2014* and 190 economies since *Doing Business 2017*.

areas—starting a business and enforcing contracts (table 1.2). *Doing Business 2019* also recorded the lowest number of changes to making it more burdensome for businesses to operate since *Doing Business 2007*.²²

In 2017/18, one-quarter of economies measured by *Doing Business* made

starting a business easier by reducing the procedures, time or cost associated with company incorporation. Twenty-three of the 50 economies that reformed in this area did so by simplifying preregistration or registration formalities. Such changes can vary from integrating multiple application forms into a single registration template to abolishing requirements for

site inspections or bank certificates prior to company incorporation. By allowing voluntary value added tax registration at the time of business incorporation, Georgia reduced its relative gap to the best regulatory performance on starting a business the most in 2017/18. Previously, entrepreneurs had to make a separate visit to the Revenue Service for value added tax registration after company registration. Georgia also enhanced its existing one-stop shop for business incorporation, allowing entrepreneurs to start a company through a single procedure.

TABLE 1.2 Starting a business continues to be the most popular area of reform in 2017/18

Area of reform	Number of reforms in 2017/18	Region(s) with the highest share of reformers in 2017/18
Starting a business	50	East Asia & Pacific
Dealing with construction permits	31	Europe & Central Asia
Getting electricity	26	East Asia & Pacific
Registering property	28	Sub-Saharan Africa
Getting credit	29	Middle East & North Africa and South Asia
Protecting minority investors	23	Middle East & North Africa
Paying taxes	31	South Asia
Trading across borders	33	Europe & Central Asia
Enforcing contracts	49	Sub-Saharan Africa
Resolving insolvency	14	South Asia

Source: *Doing Business* database.

Note: The labor market regulation indicators also recorded 19 regulatory changes in *Doing Business 2019*. These changes are not included in the total reform count.

The second highest number of business regulatory reforms (49) captured by *Doing Business 2019* is in the area of enforcing contracts. This uptick in reform can be attributed mainly to the achievements of the 17 member states of the Organization for the Harmonization of Business Law in Africa, known by its French acronym OHADA. The organization adopted a Uniform Act on Mediation in 2017 (filling a legislative void that existed in most OHADA member states) which introduced mediation as

an amicable mode of dispute settlement. The OHADA Uniform Act adopts a broad scope of application by covering conventional and judicial mediation and sets out the guiding principles for the conduct of mediation.

Doing Business also recorded a historic number of reforms (26) in the area of getting electricity. East Asia and the Pacific has the highest share of reformers, with 28% of economies from this region improving on the getting electricity indicators. Sub-Saharan African economies recorded eight reforms in this area, the highest number of any region worldwide.

The economies of Europe and Central Asia and Sub-Saharan Africa were the most active in reforming their regulatory frameworks in 2017/18, with four of every five economies substantially improving business regulations in both regions. Nineteen economies in Europe and Central Asia implemented a total of 54 regulatory reforms improving the business environment. A total of 107 business regulatory reforms were recorded by *Doing Business* across 40

economies in Sub-Saharan Africa. Both regions captured reforms in every topic measured by *Doing Business*. Indeed, reforms undertaken by economies in these two regions represent half of all reforms recorded globally. In 2017/18 Sub-Saharan Africa implemented the most reforms ever recorded by *Doing Business* and the highest total number of reforming economies.

On average, Sub-Saharan African economies increased their ease of doing business scores by 0.99 points this year, slightly below the average improvement of 1.00 point for economies in Europe and Central Asia. With an increase of 2.73 points on average, South Asian economies recorded the largest score improvement. This achievement is not surprising as the region has the highest average number of reforms per reforming economy—a total of 19 reforms were implemented by five of the eight economies that comprise the region. The lowest share of reformers was observed in the OECD high-income group where 16 of 34 economies implemented a total of 23 reforms (or 7% of the global count). Latin America and the

Caribbean (which is the fourth highest scoring region) had the second lowest share of reformers with 56% of economies implementing reforms in 2017/18. Naturally, economies in these two regions had the lowest average increase in their ease of doing business score in 2017/18: +0.16 points on average in OECD high-income economies (which is the highest performing region and therefore has little room for improvement) and +0.22 points on average in Latin America and the Caribbean.

Worldwide, the 10 economies showing the most notable improvement in performance on the *Doing Business* indicators in 2017/18 are Afghanistan, Djibouti, China, Azerbaijan, India, Togo, Kenya, Côte d'Ivoire, Turkey and Rwanda (table 1.3). Together, these economies implemented a total of 62 business regulatory reforms across all areas measured by *Doing Business*. Overall, the 10 top improvers implemented the most regulatory reforms in the areas of starting a business, getting credit and paying taxes (with eight reforms in each area). This very diverse set of economies includes

TABLE 1.3 The 10 economies improving the most across three or more areas measured by *Doing Business* in 2017/18

Economy	Ease of doing business rank	Change in ease of doing business score	Reforms making it easier to do business									
			Starting a business	Dealing with construction permits	Getting electricity	Registering property	Getting credit	Protecting minority investors	Paying taxes	Trading across borders	Enforcing contracts	Resolving insolvency
Afghanistan	167	+10.64	✓				✓	✓	✓			✓
Djibouti	99	+8.87	✓			✓	✓	✓			✓	✓
China	46	+8.64	✓	✓	✓	✓		✓	✓	✓		
Azerbaijan	25	+7.10		✓	✓	✓	✓	✓	✓	✓		✓
India	77	+6.63	✓	✓	✓		✓		✓	✓		
Togo	137	+6.32	✓	✓	✓	✓			✓		✓	
Kenya	61	+5.25				✓	✓	✓	✓			✓
Côte d'Ivoire	122	+4.94	✓	✓			✓		✓		✓	
Turkey	43	+4.34	✓	✓			✓		✓	✓	✓	✓
Rwanda	29	+4.15	✓		✓	✓	✓			✓	✓	✓

Source: *Doing Business* database.

Note: Economies are selected on the basis of the number of reforms and ranked on how much their ease of doing business score improved. First, *Doing Business* selects the economies that implemented reforms making it easier to do business in three or more of the 10 areas included in this year's aggregate ease of doing business score. Regulatory changes making it more difficult to do business are subtracted from the number of those making it easier. Second, *Doing Business* ranks these economies on the increase in their ease of doing business score from the previous year. The improvement in their score is calculated not by using the data published in 2017 but by using comparable data that capture data revisions. The choice of the most improved economies is determined by the largest improvements in the ease of doing business score among those with at least three reforms.

some of the largest and the smallest in the world, showing that economies of all sizes can be successful reformers in *Doing Business*.

Afghanistan—the top improver in *Doing Business 2019*—focused on enhancing the legal framework for businesses. Minority investor protections were strengthened substantially, making Afghanistan one of the economies advancing most in this area. A new law on limited liability companies made noteworthy progress toward mitigating the risks of prejudicial conflicts of interest in companies and strengthening corporate governance structures. In addition, the Commercial Procedure Code was amended to grant greater powers to shareholders to challenge related-party transactions. Afghanistan also adopted a new insolvency legal framework in 2018.

The two economies with the largest populations, China and India, demonstrated impressive reform agendas. Both governments took a carefully designed approach to reform, aiming to improve the business regulatory environment over the course of several years. China is the only economy from East Asia and the Pacific to join the *Doing Business 2019* list of 10 top improvers. China focused its reform efforts in 2017/18 on increasing the efficiency of business processes. The utility distribution companies in both Beijing and Shanghai undertook several initiatives that significantly reduced the time to obtain a new electricity connection (figure 1.8). China digitalized new grid connection applications offering online payment while eliminating the external site visit from the utility in Beijing. During the first half of 2018, China introduced reform measures to streamline its construction permitting process by implementing unified platforms for all building review processes carried out before the approval of a building permit in both Beijing and Shanghai. The reforms also simplified documentation requirements, improved processing times, expanded public access to information

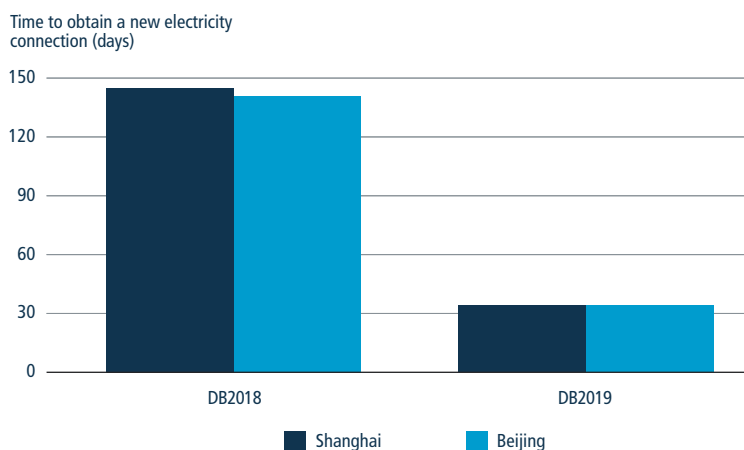
and introduced a unified application for inspections carried out after the completion of construction. Similarly, the District Real Estate Registries of both Beijing and Shanghai implemented a new connected platform streamlining the registration process for new buildings. To facilitate cross-border trade, China implemented a national trade single window linking the customs and tax administration, port authorities, the Ministry of Commerce and other agencies involved in the export and import processes.

India also focused on streamlining business processes. Under its National Trade Facilitation Action Plan 2017-2020, India implemented several initiatives that improved the efficiency of cross-border trade, reducing border and documentary compliance time for both exports and imports (figure 1.9). Enhanced risk-based management now allows exporters to seal their containers electronically at their own facilities; as little as 5% of shipments must undergo physical inspections. India also invested in port equipment, strengthened management and improved electronic document flow. By implementing the Single Window Clearance System in Delhi and the Online Building Permit Approval System in Mumbai during the second half of 2017,

India also continued to streamline and centralize its construction permitting process. Regarding getting electricity, newly-adopted regulations from the Delhi Electricity Regulatory Commission require that electrical connections be completed within 15 days of the application's acceptance. To comply with this regulation, Tata Power Delhi Distribution deployed more personnel as well as tracking tools and key performance indicators to monitor each commercial connection.

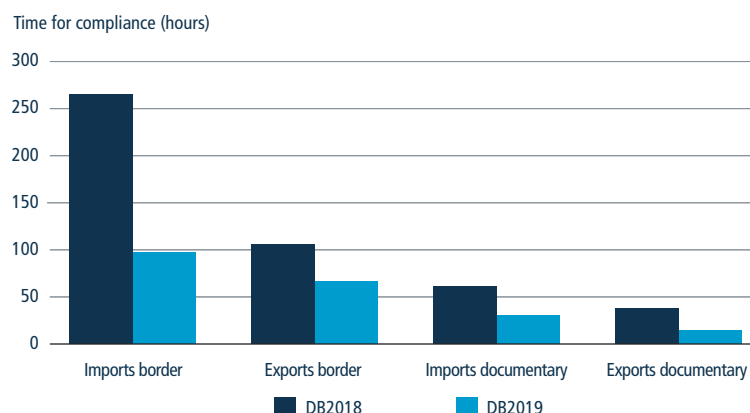
Djibouti and India are the only economies to make the list of 10 top improvers for the second consecutive year. Djibouti introduced a total of 11 business regulatory reforms in the past two editions of *Doing Business*, while India made 14 sizeable improvements during the same period. Djibouti, the only economy from the Middle East and North Africa region in the list of 10 top improvers this year, has targeted its reform agenda toward strengthening its legal framework. For example, Djibouti implemented strict deadlines for registering the property sale agreement with the Tax Authority and digitizing its land registry. The country also made substantial enhancements to the process of resolving commercial disputes by adopting a new civil

FIGURE 1.8 China significantly reduced the time to get a new electricity connection in 2017/18



Source: *Doing Business* database.

FIGURE 1.9 India decreased border and documentary compliance time for both exports and imports



Source: *Doing Business* database.

procedure code that regulates voluntary conciliation, mediation proceedings and case management techniques, including time standards for key court events. Enforcing contracts is easier following the creation of a dedicated division within the court of first instance to resolve commercial cases. With regards to resolving insolvency, Djibouti established equal treatment of creditors in reorganization proceedings and increased creditors' participation by granting them the right to approve the appointment of the insolvency representative and the sale of substantial assets of the debtor in the course of insolvency proceedings.

In Europe and Central Asia, Azerbaijan implemented eight reforms making it easier to do business in 2017/18, a record number among the 10 top improvers and globally, and Turkey implemented seven reforms. Several of these reforms involve institutional changes. Azerbaijan opened a single window at the Baku City Executive Office for dealing with construction permits, for example, reducing the time to obtain a building permit by 80 days and the cost by 12,563 manat (about \$7,500). Another one-stop shop—the Asan Communal facility—streamlined the process of connecting to the electricity grid. To improve access

to credit, Azerbaijan established a new credit bureau and a new unified collateral registry. In Turkey, the government's reform effort focused on improving the electronic processing of documents and providing more information on specific regulations. Istanbul and other municipalities across the country published on their websites all relevant regulations, fee schedules and pre-application requirements related to construction permits. The Ministry of Justice now publishes all judgments rendered by the Istanbul commercial courts, the civil courts of intellectual and industrial rights and the Istanbul Regional Court of Justice on legal disputes concerning commercial, intellectual and industrial rights since 2014. Furthermore, the Banks Association of Turkey Risk Center began sharing credit information from seven telecommunications companies.

With four economies—Côte d'Ivoire, Kenya, Rwanda and Togo—Sub-Saharan Africa is the most represented region in the *Doing Business 2019* list of 10 top improvers. Digitization was a common theme among the business regulatory reforms recorded by these four economies. Côte d'Ivoire and Togo introduced online systems for filing corporate income tax and value added tax returns,

while Kenya simplified the process of providing value added tax information by enhancing its existing online system, iTax. Rwanda streamlined the process of starting a business by replacing its electronic billing machine system with new software that allows taxpayers to issue value added tax invoices. The free software, which is provided by the office of the Revenue Authority, allows taxpayers to issue value added tax invoices from any printer, eliminating the previous requirement to purchase and set up a special billing machine. Togo made it faster to check company name availability by fully operationalizing its online one-stop shop. Digital solutions were also implemented in the area of property registration. Togo developed an ambitious digitization project for modernizing its land administration system and, by February 2018, 97.2% of all land titles in Lomé had been scanned. In Kenya, the Ministry of Lands and Physical Planning implemented an online land rent financial management system on the eCitizen portal, enabling property owners to determine the amount owed in land rent, make an online payment and obtain the land rates clearance certificate digitally. Rwanda's Land Management and Use Authority launched a new website, which now includes statistics regarding the number of land disputes registered in 2017 for all judiciary districts. The National Agricultural Export Development Board of Rwanda also introduced an online system, allowing certificates of origin to be issued electronically.

Brazil, which recorded the largest score improvement in Latin America and the Caribbean in 2017/18, reformed in four areas measured by *Doing Business* as part of the country's ongoing effort to strengthen its business environment. Brazil introduced electronic certificates of origin in 2017, for example, following a pilot project that began in October 2016. After signing the Digital Certificates of Origin Act with Argentina under the framework of the Latin American

Integration Association, certificates of origin for auto parts imports from Argentina are now obtained electronically, reducing document preparation and compliance time for Brazilian importers. Brazil made starting a business easier by launching online systems for company registration, moving its score for starting a business (80.23) closer to the global average. Overall, the BRIC economies—Brazil, Russia, India and China—improved their average ease of doing business score by a combined total of almost 19 points across various areas of business regulation. All four economies improved in the area of getting electricity and passed reforms simplifying the process of trading across borders.

Among OECD high-income economies, Belgium recorded the largest improvement in *Doing Business 2019* by strengthening access to credit. It also introduced changes to its insolvency legal framework. Two laws relating to reorganization and liquidation were streamlined into one and integrated into the Code

of Economic Law. The scope of application of the law, traditionally limited to merchants, was extended to include the liberal professions, “second chance” rules were strengthened and the Code was amended to provide for the digitalization of all insolvency proceedings into a solvency register.

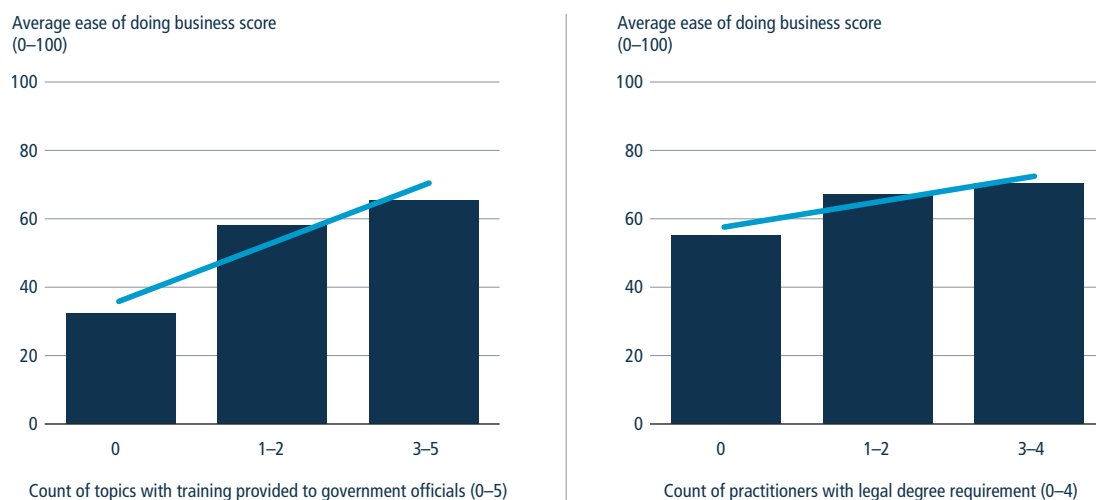
DOES TRAINING CIVIL SERVANTS AND COMMUNICATING REGULATORY CHANGES AFFECT THE BUSINESS CLIMATE?

Reform efforts will not always result in immediate improvements; indeed, some may have no impact at all. Efficient design and poor implementation are just two factors that explain why some reforms succeed while others fail. Once new regulation is enacted, it must be brought to practice—the role of dissemination should not be underestimated. The process of improving a business environment often spans several years. Naturally,

every case is unique and a variety of factors influence each economic environment; business regulation is only one of those factors. Political stability, the level of economic development, natural resource endowment, cultural specifics, environmental risk and many other elements can each play a consequential role in the ability of an economy to implement regulatory change successfully. While some factors cannot be influenced, others lie within governments’ direct control, for example the level of training provided to civil servants and the way in which regulatory change is communicated.

Doing Business data show that across economies there is a significant positive association between the availability of training programs for public officials and streamlined business regulation (figure 1.10). From the perspective of service providers—such as officers at land registries, judges, prosecutors or engineers—training serves as a platform to acquire new skills and keep existing knowledge up to date.²³ Such training improves experts’ productivity and

FIGURE 1.10 More training opportunities for public officials are associated with a higher ease of doing business score



Source: *Doing Business* database.

Note: The count of *Doing Business* topics for which training is offered to public sector officials ranges from 0 to 5, where each topic with government-provided training counts as 1 (left-hand figure). The topics are as follows: starting a business (+1), registering property (+1), getting electricity (+1), paying taxes (+1) and trading across borders (+1). The relationship is significant at the 1% level after controlling for income per capita. The sample comprises 166 economies. The legal degree requirement count (right-hand figure) ranges from 0 to 4 where each type of legal practitioner required to hold an advanced degree counts as 1. The types of legal practitioner are as follows: practicing lawyers (+1), judges (+1), insolvency representatives (+1) and law clerks (+1). The relationship is significant at the 1% level after controlling for income per capita. The sample comprises 86 economies.

capacity to serve customers, who in turn become better informed about new regulatory requirements or processes. Those with a better understanding of business regulatory processes are likely to comply more often with the required rules and procedures. Improved understanding, clarity and trust in regulatory requirements are associated with more efficiency in the regulatory framework.²⁴

In the area of judicial performance, those economies that make the training of judges mandatory are more likely to enjoy higher resolution rates and better judicial decisions. Indeed, the training of judges is imperative for increased judicial efficiency and productivity.^{25, 26} Evidence from Pakistan indicates that reforms which provided judges with training are accompanied by positive effects on judicial efficiency and, consequently, entrepreneurship.²⁷

Beyond training, governments have other options to enhance the implementation of business regulatory reform. Economies in which governments

effectively communicate changes to legislative processes tend to be associated with better business regulation and more reforms. While these results cannot be interpreted as causal, they do signal to policy makers that public-private dialogue is a powerful tool for increasing the number of reforms and improving business regulatory efficiency (figure 1.11).

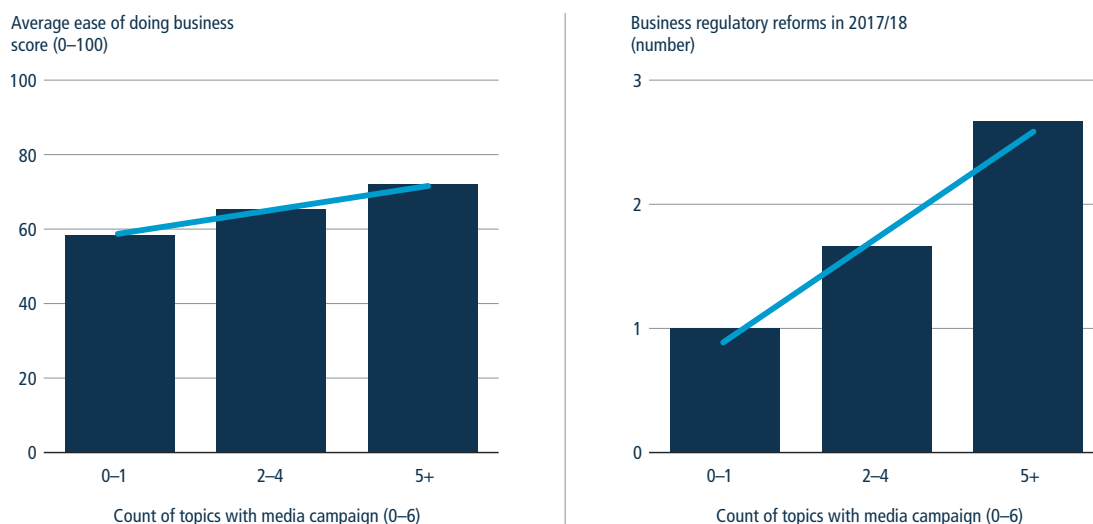
Effective public communication of business regulatory reform not only constitutes good practice—it also improves compliance from the private sector and holds the public sector accountable for regulatory violations.²⁸ Specifically, regulators who conduct workshops with the public or interested stakeholders are more likely to have better efficiency and quality of business legislation in their constituencies. Not surprisingly, economies where governments communicate regulatory changes through media—such as broadcast advertisements and announcements, social media, and mobile applications—are likely to have a higher ease of doing

business score. Governments that make changes to laws or procedures publicly available through regulatory websites are also likely to perform better on the *Doing Business* indicators.

WHAT IS NEW IN THIS YEAR'S REPORT?

To further explore the links between training and the successful implementation of business regulation, *Doing Business 2019* presents four case studies with a specific focus on training opportunities for public officials and communication of regulatory changes. The case study on starting a business and registering property analyzes new data on training opportunities available to public officials at the business and land registries. It finds that the provision of mandatory training for business registry officers is associated with higher registry efficiency. Similarly, holding annual training for land registry officers is associated with more effective registration procedures. Communicating changes at the business

FIGURE 1.11 Communication of regulatory changes through media campaigns is associated with better business regulation and more reforms



Source: *Doing Business* database.

Note: The count of topics with media campaign ranges from 0 to 6 where each topic with a media campaign launched to announce changes to regulation counts as 1. The topics are as follows: starting a business (+1), dealing with construction permits (+1), registering property (+1), getting credit (+1), protecting minority investors (+1) or paying taxes (+1). Both the left-hand and right-hand relationships are significant at the 1% level after controlling for income per capita; both samples comprise 76 economies.

and land registries—through, for example, providing workshops for registry officers or information campaigns for system users—is associated with a lower time to complete transactions.

The case study on getting electricity highlights the benefits of comprehensive wiring regulation. To adequately mitigate safety risks, accreditation systems for electricians are essential, as are inspections of wiring installations and liability regimes. *Doing Business* data show that where electrical connection processes are efficient, there also tend to be robust quality control standards. Similarly, the case study on trading across borders draws on newly collected data to illustrate that the use of regular training to educate customs clearance officials and customs brokers is positively associated with lower border and documentary compliance times.

The case study on enforcing contracts and resolving insolvency explores the education and training that judges receive worldwide. It features examples of two judicial systems—Indonesia and the United Arab Emirates—each with adequate education and training frameworks in commercial and insolvency matters. The annex presents data analysis for the labor market regulation topic, including general trends and the relationship with firm performance.

NOTES

1. Entrepreneurship Database (<http://www.doingbusiness.org/data/exploretopics/entrepreneurship>), World Bank Group.
2. Aghion, Fally and Scarpetta 2007; Herrendorf and Teixeira 2011.
3. Paunov 2016.
4. Demenet, Razafindrakoto and Roubaud 2016.
5. Sutherland 2011.
6. Agyeman, Abeka and Assiamah 2016.
7. Abeberese 2016.
8. Andersen and Dalgaard 2013.
9. Aragón 2015; Christiansen, Schindler and Tressel 2013.
10. Berkowitz, Lin and Ma 2015; Mitton 2016.
11. Djankov, La Porta and others 2008.
12. Durnev, Errunza and Molchanov 2009.
13. Gutiérrez 2003.
14. Chaurey 2015.
15. Carluccio 2015.
16. For more information on the research on the effects of business regulation published in *Doing Business 2014*, see <http://www.doingbusiness.org/en/reports/global-reports/doing-business-2014>.
17. For more information on the legal research findings on business regulations and the law published in *Doing Business 2016*, see <http://www.doingbusiness.org/en/reports/global-reports/doing-business-2016>.
18. These areas include: starting a business (DB2019, DB2018, DB2015, DB2009, DB2008), dealing with construction permits (DB2018, DB2016, DB2008), registering property (DB2019, DB2018, DB2017, DB2013, DB2010, DB2009, DB2008), getting credit (DB2014, DB2013, DB2010, DB2009, DB2007, DB2006), protecting minority investors (DB2019), paying taxes (DB2019, DB2008), trading across borders (DB2019, DB2018, DB2010, DB2008, DB2006), enforcing contracts (DB2015, DB2014, DB2011, DB2010), resolving insolvency (DB2014, DB2010, DB2008). Substantial changes were observed in labor market regulation in DB2010.
19. Since 2005 a total of five reforms have been captured in Mauritius in the area of starting a business, but four reforms contributed to the reduction in time for business incorporation.
20. The extent of disclosure index ranges from 0 to 10, with higher values indicating greater disclosure.
21. Djankov, Georgieva and Ramalho 2018.
22. Twenty-three changes making it more burdensome for businesses to operate were recorded in *Doing Business 2019*.
23. DeVaro, Maxwell and Morita 2017.
24. Dabla-Norris, Gradstein and Inchauste 2008.
25. Hadfield 2008.
26. Ichino, Polo and Rettore 2003.
27. Chemin 2009.
28. Macchiavello 2008.

TABLE 1A.1 Who reduced regulatory complexity and cost or strengthened legal institutions in 2017/18—and what did they do?

Feature	Economies	Some highlights
Making it easier to start a business		
Simplified preregistration and registration formalities (publication, notarization, inspection, and other requirements)	Afghanistan; Argentina; Bolivia; Brazil; Brunei Darussalam; Burundi; Côte d'Ivoire; Ethiopia; Guatemala; India; Mauritania; Morocco; Myanmar; New Zealand; Nigeria; Pakistan; Qatar; South Africa; Sudan; Thailand; Togo; Turkey; Vietnam	Argentina made starting a business easier by introducing an expedited process for limited liability companies that includes company incorporation, book legalization and tax and social security registration. India made starting a business easier by fully integrating multiple application forms into a general incorporation form.
Abolished or reduced minimum capital requirement	Central African Republic; Guatemala; Kuwait; Timor-Leste; Togo	Kuwait made starting a business easier by eliminating the paid-in minimum capital requirement.
Cut or simplified postregistration procedures (tax registration, social security registration, licensing)	Armenia; Belarus; Brunei Darussalam; Chile; Georgia; India; Indonesia; Kazakhstan; Mauritius; Peru; Philippines; Rwanda; Singapore; Zimbabwe	Indonesia made starting a business easier by combining different social security registrations. Mauritius made starting a business easier by linking the database of the business registry with the database of the social security office. Singapore made starting a business easier by abolishing corporate seals.
Introduced or improved online procedures	Bolivia; China; Guatemala; Malaysia; Nigeria; Tanzania; Togo; United Arab Emirates; Vietnam	Nigeria made starting a business easier by introducing an online platform to pay stamp duties. Tanzania made starting a business easier by launching online company registrations. Vietnam made starting a business easier by publishing the notice of incorporation online.
Introduced or improved one-stop shop	Cameroon; Chad; Djibouti; Egypt, Arab. Rep; Gabon; Guinea; Moldova; Togo; Tunisia	Moldova made starting a business easier by removing the requirement to separately file for registration with the National Bureau of Statistics. Tunisia made starting a business easier by combining different registrations at the one-stop shop.
Making it easier to deal with construction permits		
Reduced time for processing permit applications	Azerbaijan; Botswana; China; El Salvador; Ethiopia; Greece; Guinea; India; Kosovo; Malaysia; Malta; Russian Federation; Serbia; Sri Lanka; Taiwan, China; Zimbabwe	Sri Lanka made dealing with construction permits easier by reducing the processing times to issue several building certificates.
Streamlined procedures	Azerbaijan; Botswana; China; El Salvador; Greece; India; Kosovo; Malaysia; Malta; Serbia; Sri Lanka	Kosovo made dealing with construction permits easier by streamlining the inspection system through the use of an in-house engineer.
Adopted new building regulations	China; Côte d'Ivoire; Gabon; Ghana; Madagascar; Peru; Philippines; Togo	Ghana and Peru strengthened construction quality control by imposing stricter qualification requirements for professionals in charge of technical inspections. The Philippines made the construction sector safer by improving its risk management practices; latent defect liability insurance is now commonly obtained by industry players.
Improved transparency	Burundi; China (Beijing); India; Mauritania; Sri Lanka; Turkey; Uruguay	Burundi increased the transparency of dealing with construction permits by publishing regulations related to construction online free of charge. Uruguay improved the quality of its building regulations by creating an online portal that provides information on the requirements and fees to obtain a building permit.
Reduced fees	Azerbaijan; Cambodia; China; Gabon; Greece; Guinea; India; Macedonia, FYR; Madagascar; Niger; Togo	Macedonia, FYR made the construction permitting process less costly by reducing the land development fees.
Introduced or improved one-stop shop	Azerbaijan; Belarus; China; India; Sri Lanka; Taiwan, China; Zimbabwe	Taiwan, China, made dealing with construction permits less time-consuming by improving the efficiency of its single window counter in the Taipei City Construction Management Office. Zimbabwe made dealing with construction permits faster by adopting a one-stop shop for building plan approvals.
Introduced or improved electronic platforms or online services	China; India; Russian Federation; Serbia; Sri Lanka; Taiwan, China; Uruguay	Serbia reduced the time needed to obtain a construction permit by introducing an electronic application system.
Making it easier to get electricity		
Facilitated more reliable power supply and transparency of tariff information	Angola; Azerbaijan; Brazil (São Paulo); Gabon; Mozambique; Myanmar; Paraguay; Papua New Guinea; Rwanda; Saudi Arabia; South Africa; Togo; Thailand	Gabon improved the regulatory framework of the electricity sector; the national regulator now monitors the utility's performance on reliability of supply. Papua New Guinea improved the reliability of supply by expanding electricity generation capacities. Paraguay rolled out a Supervisory Control and Data Acquisition (SCADA) system to monitor power outages.
Improved process efficiency	Algeria; Armenia; Azerbaijan; Hong Kong SAR, China; India (Delhi); Mozambique; Niger; Russian Federation; Rwanda; United Kingdom	Niger made the process for getting an electricity connection faster by increasing the stock of material the utility carries and by allowing the internal wiring certificate of conformity to be obtained at the same time as the external connection works.
Streamlined approval process	Brunei Darussalam; China; France; Malaysia; Nigeria; Russian Federation; Thailand	Thailand streamlined procedures by setting up a dedicated task force at the utility that coordinates the external works, meter installation and electricity turn-on without the need for customer interaction.
Reduced connection costs	Azerbaijan; China; India (Delhi); Russian Federation; Togo; United Arab Emirates	India (Delhi) issued a regulation prescribing new electricity charges. The United Arab Emirates made getting electricity easier by eliminating all costs for commercial and industrial connections of up to 150 kVA.

TABLE 1A.1 Who reduced regulatory complexity and cost or strengthened legal institutions in 2017/18—and what did they do?

Feature	Economies	Some highlights
Making it easier to register property		
Increased reliability of infrastructure	Croatia; Djibouti; Pakistan; Sri Lanka; Togo	Croatia became fully digitized, increasing the efficiency and transparency of services provided by the Land Registry and Cadaster. Sri Lanka worked toward implementing a fully digital Land Registry and Survey Department by rolling out a geographic information system and creating a Single Window Counter for the issuance of certificates.
Increased transparency of information	Azerbaijan; Croatia; Eswatini; Gabon; Indonesia; Israel; Mauritius; Pakistan; Papua New Guinea; Rwanda; Togo; Tunisia; United Arab Emirates; West Bank and Gaza	Gabon and Israel upgraded their official websites to include relevant information to the public at large regarding land registry services. Pakistan and West Bank and Gaza began publishing online official statistics tracking the number of transactions at the immovable property registration agency.
Reduced taxes or fees	Chad; Congo, Dem. Rep.; Congo, Rep.; Djibouti; Guinea; Togo	Congo, Dem. Rep. reduced the cost of securing land and property titles. Guinea reduced the fees to transfer property from 2% to 1.2% of the property value.
Reduced time for registering property	China; Djibouti; France; Kenya; Malawi; Malaysia; Morocco; Sri Lanka; Togo; West Bank and Gaza	Malawi made property transfer faster by decentralizing the consent to transfer property to local government authorities.
Increased administrative efficiency	China; Djibouti; Indonesia; Israel; Kenya; Morocco; Niger; Pakistan; Senegal; Sri Lanka; Togo	Niger improved communication between the taxation department and the registration department by merging procedures, making reviewing and approving property transfers significantly faster. Senegal further streamlined the interactions between different departments at the Property Registry (Conservation Foncière).
Strengthening legal rights of borrowers and lenders		
Created a unified and/or modern collateral registry for movable property	Azerbaijan; Belgium; Kenya; Nicaragua; United Arab Emirates	United Arab Emirates established a modern and unified collateral registry.
Introduced a functional and secured transactions system	Azerbaijan; Kenya	Kenya strengthened access to credit by implementing a functional secured transactions system. The new law regulates functional equivalents to loans secured with movable property, such as financial leases and fiduciary transfer of title.
Allowed for general description of assets that can be used as collateral	Djibouti	Djibouti allowed the general description of debts and obligations.
Expanded range of movable assets that can be used as collateral	Azerbaijan; Belgium; Djibouti; Egypt, Arab. Rep.; Turkey; United Arab Emirates	Egypt, Arab Rep. introduced a new law that broadens the scope of assets which can be used as collateral to secure a loan.
Granted absolute priority to secured creditors or allowed out-of-court enforcement	Afghanistan; Belgium; Djibouti; Egypt, Arab. Rep.; India; Sudan; Turkey; United Arab Emirates	Afghanistan introduced a new law that grants secured creditors absolute priority over other claims within insolvency proceedings.
Granted exemptions to secured creditors from automatic stay in insolvency proceedings	Azerbaijan; Rwanda; Sudan	Rwanda adopted a new law on insolvency that contemplates protections for secured creditors during an automatic stay in reorganization proceedings.
Improving the sharing of credit information		
Established a new credit bureau or registry	Azerbaijan; Benin; Haiti; Ireland; San Marino	San Marino improved access to credit information by launching a new credit registry.
Improved regulatory framework for credit reporting	Antigua and Barbuda; Bahamas, The; Grenada; Madagascar	Madagascar improved access to credit information by adopting a law that creates a new credit information system.
Expanded scope of information collected and reported by credit bureau or registry	Brazil; Côte d'Ivoire; Indonesia; Jamaica; Jordan; Turkey	In Indonesia, one public utility began submitting positive and negative information on consumer accounts to the credit bureau.
Introduced bureau or registry credit scores as a value-added service	Brunei Darussalam; Zimbabwe	In Brunei Darussalam, the credit registry began offering credit scores to banks and other financial institutions to better inform their lending decisions.
Guaranteed by law borrowers' right to inspect data	Mauritania; Qatar	Qatar adopted the Consumer Credit Act 2016 guaranteeing borrowers' right to inspect their own data.
Expanded borrower coverage by credit bureau or registry	Côte d'Ivoire; Zimbabwe	Zimbabwe expanded the number of borrowers listed by its credit registry with information on their borrowing history from the past five years to more than 5% of the adult population.

TABLE 1A.1 Who reduced regulatory complexity and cost or strengthened legal institutions in 2017/18—and what did they do?

Feature	Economies	Some highlights
Strengthening minority investor protections		
Expanded shareholders' role in company management	Afghanistan; Armenia; Azerbaijan; Bahrain; China; Cyprus; Djibouti; Dominican Republic; Egypt, Arab Rep.; Jordan; Kenya; Kuwait; Kyrgyz Republic; Lithuania; Mauritius; Papua New Guinea; Philippines; Saudi Arabia; Sudan; Taiwan, China; Tunisia; Uzbekistan	The Philippines issued new rules for companies listed on its stock exchange. Shareholders can now approve the appointment and dismissal of the auditor and companies must establish an audit committee composed exclusively of board members.
Increased disclosure requirements for related-party transactions	Afghanistan; Armenia; Bahrain; Cyprus; Djibouti; Kenya; Kuwait; Tunisia; Ukraine	In Tunisia, an amendment to capital market rules requires that companies promptly make public information on interested party transactions and conflicts of interest.
Enhanced access to information in shareholder actions	Afghanistan; Bahrain; China; Djibouti; Jordan; Sudan	Djibouti introduced major changes to its Code of Commerce. Among the changes, any information relevant to the subject matter of the claim must now be made available to shareholders when they bring a lawsuit.
Increased director liability	Djibouti; Kenya; Saudi Arabia	Kenya enacted the Companies Amendment Act 2017, which holds directors liable for transactions with interested parties valued at 10% or more of a company's assets and that cause damages to the company. Directors involved in prejudicial transactions are now required to pay damages, disgorge profits and may be disqualified from holding similar office for up to five years.
Making it easier to pay taxes		
Introduced or enhanced electronic systems	Azerbaijan; Bahamas, The; Bhutan; China; Côte d'Ivoire; Cyprus; Finland; Iran, Islamic Rep.; Jordan; Kenya; Mauritius; Panama; Sri Lanka; Thailand; Togo; Turkey	The Bahamas implemented an online system for filing and payment of value added tax.
Reduced profit tax rate, allowed for more tax-deductible expenses and made changes to tax depreciation rules	Ecuador; France; Georgia; Hungary; India; Russian Federation; Togo	Ecuador introduced a Tax Incentive Law in 2017 allowing businesses to deduct an additional 100% on amounts paid to cover private medical insurance or prepaid health care for its employees.
Reduced labor taxes and mandatory contributions, or taxes other than profit and labor	China (Beijing); Cyprus; Finland; France; Hungary; India; Uzbekistan; Vietnam	Vietnam reduced the employer's contribution to the labor fund from 1% to 0.5%.
Introduced new or significantly revised tax law or tax code	Georgia; India	India introduced the Maharashtra Goods and Services Tax Act 2017 and the Delhi Goods and Services Tax Act 2017, which unified all sales taxes into one new tax called the Goods and Services Tax (GST).
Simplified tax compliance processes or decreased number of tax filings or payments	Afghanistan; Armenia; Azerbaijan; China; Georgia; India; Kenya; Kosovo; Lithuania; Vietnam	Armenia improved the quality of the local accounting software (Arm accounting) for corporate income tax and labor taxes in 2017 by incorporating a wider range of tax calculations. This allowed for the integration of the local accounting software with the tax authority's secure data transmission and storage system.
Merged or eliminated taxes	China; Cyprus; Ecuador; India; Kenya; Lithuania; Tunisia; Vietnam	Cyprus abolished the immovable property tax and did not extend the levy of the Special Contribution for Employees, Pensioners and Self-Employed individuals in 2017.
Improved VAT refund process	Egypt, Arab Rep.; Iran, Islamic Rep.; Kosovo; Mauritius; Mozambique	Mauritius introduced an expedited processing system for the repayment of value added tax refunds and upgraded its online platform to allow for the online submission of invoices and amended corporate tax returns.
Improved tax audit processes and correction of corporate income tax processes	Afghanistan; Iran, Islamic Rep.; Kosovo; Mauritius	In 2017 Afghanistan introduced a new tax administration and law manual with clear rules and guidelines on tax audit and automated the submission of tax returns.

TABLE 1A.1 Who reduced regulatory complexity and cost or strengthened legal institutions in 2017/18—and what did they do?

Feature	Economies	Some highlights
Making it easier to trade across borders		
Introduced or improved electronic submission and processing of documents for exports	Angola; Azerbaijan; China; Congo, Dem. Rep.; India; Iran; Islamic Rep.; Kazakhstan; Kosovo; Lesotho; Lithuania; Malaysia; Morocco; Mozambique; Nigeria; Russian Federation; Rwanda; Saudi Arabia; Thailand; Turkey; Uganda; Uzbekistan	Kazakhstan made trading across borders easier by introducing an electronic customs declaration system, ASTANA-1 IS, and reducing customs administrative fees. Uganda fully implemented the Centralized Document Processing Centre, an electronic processing platform that centralizes all documentary checks. Traders in Uganda also began using the Uganda Electronic Single Window, which allows for electronic submission of documents as well as for the exchange of information between trade agencies.
Introduced or improved electronic submission and processing of documents for imports	Angola; Azerbaijan; Bahrain; Brazil; China; Congo, Dem. Rep.; Ghana; India; Iran, Islamic Rep.; Lesotho; Malaysia; Morocco; Mozambique; Nigeria; Paraguay; Russian Federation; Saudi Arabia; Turkey; Uganda	Lesotho made importing faster by implementing the Automated System for Customs Data (ASYCUDA), reducing documentary compliance time for imports by two hours. In January 2017, Paraguay introduced the legal validity of the electronic signature for trade operations.
Strengthened border infrastructure for exports	China; El Salvador; India; Malaysia; Morocco; Rwanda; Uganda	El Salvador made exporting easier by introducing an intermediate customs post in Santa Ana, reducing congestion at the Anguiatú border crossing. Rwanda reduced border compliance time by having staff from the Rwanda Revenue Authority and the Tanzania Revenue Authority at the Rusomo one-stop border post, the result of the implementation of the Single Customs Territory.
Strengthened border infrastructure for imports	Bahrain; China; India; Malaysia; Morocco; Mozambique; Nigeria; Rwanda; Saudi Arabia; Uganda	Malaysia strengthened infrastructure at Port Klang by opening a second gate with additional scanners, upgrading the management system, expanding two terminals and decreasing the cut-off time.
Enhanced customs administration and inspections for exports and imports	Algeria; Azerbaijan; China; Ghana; Guinea; India; Iran, Islamic Rep.; Kazakhstan; Kosovo; Kyrgyz Republic; Lao PDR; Malaysia; Mauritius; Nigeria; Russian Federation; Rwanda; Tajikistan; Turkey; Ukraine	Mauritius made exporting easier by introducing a risk-based management system which reduced border compliance time by 14 hours. Ukraine made trading across borders easier by eliminating the verification requirement on auto-parts. Kosovo also introduced simplified controls at the border with Albania, reducing the number of physical examinations during customs clearance.
Making it easier to enforce contracts		
Introduced significant changes to the applicable civil procedure or enforcement rules	Albania; Armenia; Djibouti; Kyrgyz Republic; Malawi; Mongolia; Niger; Nigeria (Lagos); Rwanda; São Tomé and Príncipe; Saudi Arabia; Slovenia; Sri Lanka; Ukraine	Kyrgyz Republic, Slovenia, Sri Lanka and Ukraine amended the civil procedure rules to introduce a pre-trial conference as part of the case management techniques used in court. Albania, Armenia, Niger, Nigeria (Lagos) and Ukraine issued new rules of procedure for small claims.
Expanded court automation by introducing electronic payment, electronic service of process, automatic assignment of cases to judges or by publishing judgments	Canada; Georgia; Jordan; Kazakhstan; Madagascar; Poland; Puerto Rico (U.S.); Slovak Republic; Turkey; Vietnam; Zambia; Zimbabwe	Canada, Jordan and Puerto Rico (U.S.) implemented a platform to pay fees electronically. Georgia, Madagascar and Poland introduced random and automatic assignment of cases to judges throughout the courts. Slovak Republic implemented electronic service of process. Kazakhstan, Turkey, Vietnam and Zimbabwe made decisions rendered in commercial cases publicly available.
Introduced or expanded the electronic case management system	Denmark; Kazakhstan; Madagascar; Namibia; Puerto Rico (U.S.)	Denmark, Madagascar and Puerto Rico (U.S.) introduced an electronic case management system. Kazakhstan and Namibia introduced the possibility of generating performance measurement reports.
Introduced electronic filing	Canada; Chile; Denmark; Puerto Rico (U.S.); Saudi Arabia	Canada, Chile, Denmark, Puerto Rico (U.S.) and Saudi Arabia introduced an electronic filing system for commercial cases, allowing attorneys to submit the initial summons online.
Introduced or expanded specialized commercial court	Djibouti; Ethiopia	Djibouti and Ethiopia introduced dedicated benches to resolve commercial disputes.
Expanded the alternative dispute resolution framework	Benin; Burkina Faso; Cameroon; Central African Republic; Chad; Comoros; Congo, Dem. Rep.; Congo, Rep.; Côte d'Ivoire; Djibouti; Equatorial Guinea; Gabon; Guinea; Guinea-Bissau; Ireland; Kyrgyz Republic; Mali; Niger; Senegal; Singapore; Sudan; Togo; Turkey	Djibouti, Ireland and Kyrgyz Republic adopted laws that regulate all aspects of mediation as an alternative dispute resolution mechanism. Sudan recognized voluntary conciliation and mediation as ways of resolving commercial disputes. Turkey introduced financial incentives for mediation.

TABLE 1A.1 Who reduced regulatory complexity and cost or strengthened legal institutions in 2017/18—and what did they do?

Feature	Economies	Some highlights
Making it easier to resolve insolvency		
Improved the likelihood of successful reorganization	Afghanistan; Djibouti; Egypt, Arab. Rep.; Kenya; Morocco; Pakistan; Rwanda; Turkey	Morocco established the possibility for the debtor to receive new financing after the commencement of insolvency proceedings and introduced corresponding priority rules.
Introduced a new restructuring procedure	Afghanistan; Egypt, Arab. Rep.; Malaysia; Pakistan	Pakistan introduced the option of reorganization for commercial entities as an alternative to previously available option of liquidation.
Strengthened creditors' rights	Afghanistan; Djibouti; Kenya; Kyrgyz Republic; Morocco; Rwanda; Sudan; Turkey	Kyrgyz Republic granted an individual creditor the right to access information about the debtor's business and financial affairs.
Improved provisions on treatment of contracts during insolvency	Afghanistan; Azerbaijan; Kenya; Kyrgyz Republic; Pakistan; Sudan	Kenya allowed for the continuation of contracts supplying essential goods and services to the debtor, giving the administrator the power to continue or disclaim contracts of the debtor.
Streamlined insolvency procedures	Belgium; Burundi	Belgium unified its insolvency legal framework and streamlined provisions related to liquidation and reorganization procedures.
Changing labor legislation		
Altered hiring rules and probationary period	Benin; Nepal	Benin increased the maximum length of fixed-term contracts. Nepal allowed fixed-term contracts for permanent tasks and reduced probationary periods.
Amended regulation of working hours	Brazil; Canada; Haiti; India (Mumbai); Israel; Lithuania; Nepal; Norway; South Sudan	India (Mumbai) eliminated restrictions on weekly holiday work and introduced a 100% wage premium for work on the weekly rest day.
Changed redundancy rules and cost	Azerbaijan; Brazil; Costa Rica; France; Lithuania; Nepal; South Sudan	France increased severance payments. Lithuania decreased the notice period and severance payments in case of redundancy. Nepal eliminated the third-party approval requirement in case of redundancy.
Reformed legislation regulating worker protection and social benefits	Bulgaria; Canada; Costa Rica; Israel; Luxembourg; Malaysia; Mali; Mozambique; Nepal; South Sudan; United States (New York)	Canada introduced two days of paid sick leave. Israel, Luxembourg, Nepal and South Sudan increased the duration of paid maternity leave.

Source: *Doing Business* database.

Note: Reforms affecting the labor market regulation indicators are included here but do not affect the ranking on the ease of doing business.



- *Doing Business* measures aspects of business regulation affecting small and medium-size domestic firms defined based on standardized case scenarios and located in the largest business city of 190 economies. In addition, for 11 economies a second city is covered.
- *Doing Business* covers 11 areas of business regulation. Ten of these areas—starting a business, dealing with construction permits, getting electricity, registering property, getting credit, protecting minority investors, paying taxes, trading across borders, enforcing contracts and resolving insolvency—are included in the ease of doing business score and ease of doing business ranking. *Doing Business* also measures features of labor market regulation, which is not included in these two measures.
- *Doing Business* relies on four main sources of information: the relevant laws and regulations, *Doing Business* respondents, the governments of the economies covered and World Bank Group regional staff.
- Over the past 16 years more than 43,800 professionals in 190 economies have assisted in providing the data that inform the *Doing Business* indicators.
- *Doing Business* data are widely used by governments, researchers, international organizations and think tanks to guide policies, conduct research and develop new indexes.
- There are no methodological changes in *Doing Business* 2019 data.



About *Doing Business*

Doing Business is founded on the principle that economic activity benefits from clear and coherent rules: rules that set out strong property rights, facilitate the resolution of disputes and provide contractual partners with protections against arbitrariness and abuse. Such rules are much more effective in promoting growth and development when they are efficient, transparent and accessible to those for whom they are intended. The strength and inclusivity of the rules also have a crucial bearing on how societies distribute the benefits and finance the costs of development strategies and policies.

Good rules create an environment where new entrants with drive and innovative ideas can get started in business and where productive firms can invest, expand and create new jobs. The role of government policy in the daily operations of small and medium-size domestic firms is a central focus of the *Doing Business* data. The objective is to encourage regulation that is efficient, transparent and easy to implement so that businesses can thrive and promote economic and social progress. *Doing Business* data focus on the 11 areas of regulation affecting small and medium-size domestic firms in the largest business city of an economy. The project uses standardized case studies to provide objective, quantitative measures that can be compared across 190 economies.

environment affecting domestic firms. It provides quantitative indicators on regulation for starting a business, dealing with construction permits, getting electricity, registering property, getting credit, protecting minority investors, paying taxes, trading across borders, enforcing contracts and resolving insolvency (table 2.1). *Doing Business* also measures features of labor market regulation which are reported as a separate section and not included in the ranking.

How the indicators are selected

The design of the *Doing Business* indicators has been informed by theoretical insights gleaned from extensive research and the literature on the role of institutions in enabling economic development.¹ In addition, the background papers developing the methodology for each of the *Doing Business* indicator sets have established the importance of the rules and regulations that *Doing Business* focuses on for such economic outcomes as trade volumes, foreign direct investment (FDI), market capitalization in

FACTORS DOING BUSINESS MEASURES

Doing Business captures several important dimensions of the regulatory

TABLE 2.1 What *Doing Business* measures—11 areas of business regulation

Indicator set	What is measured
Starting a business	Procedures, time, cost and paid-in minimum capital to start a limited liability company for men and women
Dealing with construction permits	Procedures, time and cost to complete all formalities to build a warehouse and the quality control and safety mechanisms in the construction permitting system
Getting electricity	Procedures, time and cost to get connected to the electrical grid, the reliability of the electricity supply and the transparency of tariffs
Registering property	Procedures, time and cost to transfer a property and the quality of the land administration system for men and women
Getting credit	Movable collateral laws and credit information systems
Protecting minority investors	Minority shareholders' rights in related-party transactions and in corporate governance
Paying taxes	Payments, time and total tax and contribution rate for a firm to comply with all tax regulations as well as postfiling processes
Trading across borders	Time and cost to export the product of comparative advantage and import auto parts
Enforcing contracts	Time and cost to resolve a commercial dispute and the quality of judicial processes for men and women
Resolving insolvency	Time, cost, outcome and recovery rate for a commercial insolvency and the strength of the legal framework for insolvency
Labor market regulation	Flexibility in employment regulation and aspects of job quality

stock exchanges and private credit as a percentage of GDP.²

The choice of the 11 sets of *Doing Business* indicators has also been guided by economic research and firm-level data, specifically data from the World Bank Enterprise Surveys.³ These surveys provide data highlighting the main obstacles to business activity as reported by entrepreneurs from more than 136,880 companies in 139 economies. Access to finance and access to electricity, for example, are among the factors identified by the surveys as important to businesses—inspiring the design of the *Doing Business* indicators on getting credit and getting electricity.

Some *Doing Business* indicators give a higher score for more regulation and better-functioning institutions (such as courts or credit bureaus). Higher scores are given for stricter disclosure requirements for related-party transactions, for example, in the area of protecting minority investors. Higher scores are also given for a simplified way of applying regulation that keeps

compliance costs for firms low—such as by easing the burden of business start-up formalities with a one-stop shop or through a single online portal. Finally, the scores reward economies that apply a risk-based approach to regulation as a way to address social and environmental concerns—such as by imposing a greater regulatory burden on activities that pose a high risk to the population and a lesser one on lower-risk activities. Thus, the economies that rank highest on the ease of doing business are not those where there is no regulation, but those where governments have managed to create rules that facilitate interactions in the marketplace without needlessly hindering the development of the private sector.

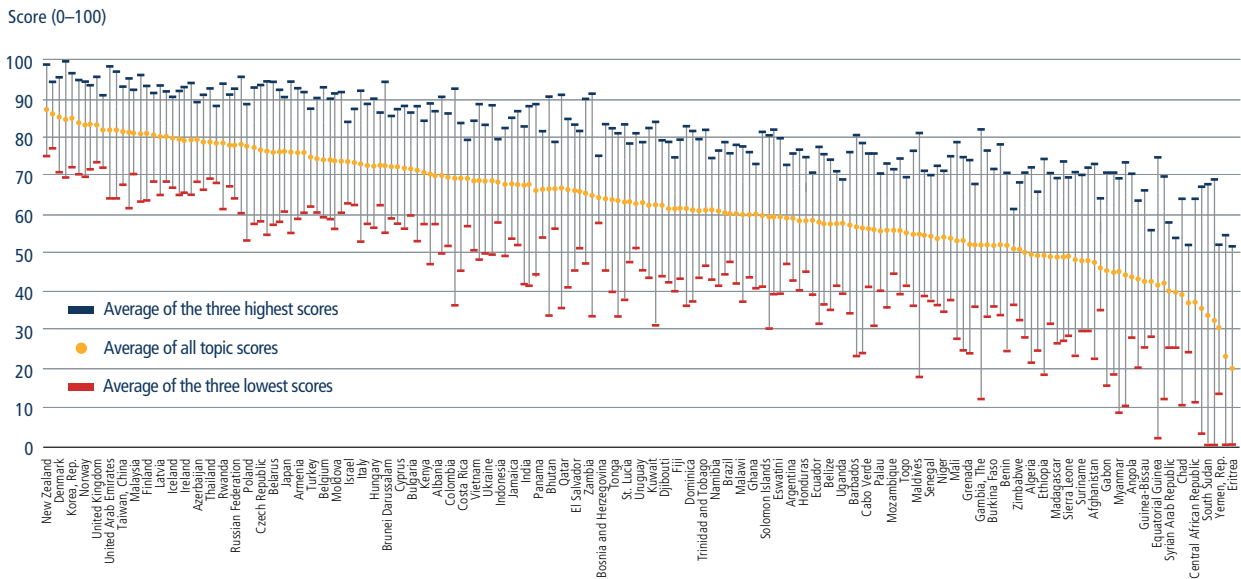
The ease of doing business score and ease of doing business ranking

To provide different perspectives on the data, *Doing Business* presents data both for individual indicators and for two aggregate measures: the ease of doing business score and the ease of doing business ranking. The ease of

doing business score aids in assessing the absolute level of regulatory performance and how it improves over time. The individual indicator scores show the distance of each economy to the best regulatory performance observed in each of the indicators across all economies in the *Doing Business* sample since 2005 or the third year in which data were collected for the indicator. The best regulatory performance is set at the highest possible value for indicators calculated as scores, such as the strength of legal rights index or the quality of land administration index. This underscores the gap between a particular economy's performance and the best regulatory performance at any point in time and is used to assess the absolute change in the economy's regulatory environment over time as measured by *Doing Business* (see the chapter on the ease of doing business score and ease of doing business ranking). The ranking on the ease of doing business complements the ease of doing business score by providing information about an economy's performance in business regulation relative to the performance of other economies as measured by *Doing Business*.

Doing Business uses a simple averaging approach for weighting component indicators, calculating rankings and determining the ease of doing business score.⁴ Each topic covered by *Doing Business* relates to a different aspect of the business regulatory environment. The scores and rankings of each economy vary considerably across topics, indicating that a strong performance by an economy in one area of regulation can coexist with weak performance in another (figure 2.1). One way to assess the variability of an economy's regulatory performance is to look at its scores across topics (see the country tables). Qatar, for example, has an overall ease of doing business score of 65.89, meaning that it is about two-thirds of the way from the worst to the best performance. It scores highly at 99.44 on paying taxes, 87.67 on starting a

FIGURE 2.1 An economy’s regulatory environment may be more business-friendly in some areas than in others



Source: *Doing Business* database.

Note: The scores reflected are those for the 10 *Doing Business* topics included in this year’s aggregate ease of doing business score. The figure is illustrative only; it does not include all 190 economies covered by this year’s report. See the country tables for the scores for each *Doing Business* topic for all economies.

business and 83.27 on registering property. At the same time, it has a score of 28.33 for protecting minority investors, 38.12 for resolving insolvency and 40 for getting credit.

FACTORS DOING BUSINESS DOES NOT MEASURE

Many important policy areas are not covered by *Doing Business*; even within the areas it covers its scope is narrow (table 2.2). *Doing Business* does not measure the full range of factors, policies and institutions that affect the quality of an economy’s business environment or its national competitiveness. It does

not, for example, capture aspects of macroeconomic stability, development of the financial system, market size, the incidence of bribery and corruption or the quality of the labor force.

The focus is deliberately narrow even within the relatively small set of indicators included in *Doing Business*. The time and cost required for the logistical process of exporting and importing goods is captured in the trading across borders indicators, for example, but they do not measure the cost of tariffs or of international transport. *Doing Business* provides a narrow perspective on the infrastructure challenges that firms face, particularly in the developing world, through these indicators. It does not address the extent to which inadequate roads, rail, ports and communications may add to firms’ costs and undermine competitiveness (except to the extent that the trading across borders indicators indirectly measure the quality of ports and border connections). Similar to the indicators on trading across borders, all aspects of commercial legislation are not covered by those on starting a

business or protecting minority investors. Given that *Doing Business* measures only a few features of each area that it covers, business regulatory reforms should not focus only on these narrow areas and should be evaluated within a broader perspective.

Doing Business does not attempt to quantify all costs and benefits of a particular law or regulation to society as a whole. The paying taxes indicators measure the total tax and contribution rate, which, in isolation, is a cost to businesses. However, the indicators do not measure—nor are they intended to measure—the benefits of the social and economic programs funded with tax revenues. Measuring the quality and efficiency of business regulation provides only one input into the debate on the regulatory burden associated with achieving regulatory objectives, which can differ across economies. *Doing Business* provides a starting point for this discussion and should be used in conjunction with additional data sources. Other World Bank Group databases that provide comprehensive data related to some areas of *Doing Business* include: Women,

TABLE 2.2 Examples of areas not covered by <i>Doing Business</i>
Macroeconomic stability
Development of the financial system
Quality of the labor force
Incidence of bribery and corruption
Market size
Lack of security

Business and the Law, which measures legal restrictions on women's economic opportunities in 189 economies; the Logistic Performance Index, which benchmarks the performance of trade logistics in 160 economies; the World Governance Indicators, which provides data on different dimensions of governance in 214 economies; and Country Policy and Institutional Assessments, which measure the quality of policies and institutions in International Development Association (IDA) economies.⁵

ADVANTAGES AND LIMITATIONS OF THE METHODOLOGY

The *Doing Business* methodology is designed to be an easily replicable way to benchmark specific characteristics of business regulation—how they are implemented by governments and experienced by private firms on the ground. Its advantages and limitations should be understood when using the data (table 2.3).

Ensuring comparability of the data across a global set of economies is a central consideration for the *Doing Business* indicators, which are developed using standardized case scenarios with specific assumptions. One such assumption is the location of a standardized business—the subject of the *Doing Business* case study—in the largest business city of the

economy. The reality is that business regulations and their enforcement may differ within a country, particularly in federal states and large economies. But gathering data for every relevant jurisdiction in each of the 190 economies covered by *Doing Business* is infeasible. Nevertheless, where policy makers are interested in generating data at the local level, beyond the largest business city, and learning from local good practices, *Doing Business* has complemented its global indicators with subnational studies (box 2.1). Also, coverage was extended to the second largest business city in economies with a population of more than 100 million (as of 2013) in *Doing Business 2015*.

Doing Business recognizes the limitations of the standardized case scenarios and assumptions. But while such assumptions come at the expense of generality, they also help to ensure the comparability of data. Some *Doing Business* topics are complex, and so it is important that the standardized cases are defined carefully. For example, the standardized case scenario usually involves a limited liability company or its legal equivalent. There are two reasons for this assumption. First, private limited liability companies are the most prevalent business form (for firms with more than one owner) in many economies around the world. Second, this choice reflects the focus of *Doing Business* on expanding opportunities for entrepreneurship: investors are

encouraged to venture into business when potential losses are limited to their capital participation.

Another assumption underlying the *Doing Business* indicators is that entrepreneurs have knowledge of and comply with applicable regulations. In practice, entrepreneurs may not be aware of what needs to be done or how to comply with regulations and may lose considerable time trying to find out. Alternatively, they may intentionally avoid compliance—by not registering for social security, for example. Firms may opt for bribery and other informal arrangements intended to bypass the rules where regulation is particularly onerous—an aspect that helps explain differences between the *de jure* data provided by *Doing Business* and the *de facto* insights offered by the World Bank Enterprise Surveys.⁶ Levels of informality tend to be higher in economies with particularly burdensome regulation. Compared with their formal sector counterparts, firms in the informal sector typically grow more slowly, have poorer access to credit and employ fewer workers—and these workers remain outside the protections of labor law and, more generally, other legal protections embedded in the law.⁷ Firms in the informal sector are also less likely to pay taxes. *Doing Business* measures one set of factors that help explain the occurrence of informality and provides policy makers with insights into potential areas of regulatory reform.

TABLE 2.3 Advantages and limitations of the *Doing Business* methodology

Feature	Advantages	Limitations
Use of standardized case scenarios	Makes data comparable across economies and methodology transparent	Reduces scope of data; only regulatory reforms in areas measured can be systematically tracked
Focus on largest business city ^a	Makes data collection manageable (cost-effective) and data comparable	Reduces representativeness of data for an economy if there are significant differences across locations
Focus on domestic and formal private sector	Keeps attention on formal sector—where regulations are relevant and firms are most productive	Unable to reflect reality for informal sector—important where that is large—or for foreign firms facing a different set of constraints
Reliance on expert respondents	Ensures that data reflect knowledge of those with most experience in conducting types of transactions measured	Indicators less able to capture variation in experiences among entrepreneurs
Focus on the law	Makes indicators “actionable”—because the law is what policy makers can change	Where systematic compliance with the law is lacking, regulatory changes will not achieve full results desired

a. In economies with a population of more than 100 million as of 2013, *Doing Business* covers business regulation in both the largest and second largest business city.

BOX 2.1 Subnational *Doing Business* indicators: the European Union series

Doing Business in the European Union is a series of subnational reports being produced by the World Bank Group at the request of and funded by the European Commission's Directorate-General for Regional and Urban Policy (DG REGIO). A first edition, covering 22 cities in Bulgaria, Hungary and Romania, was released in 2017. This year, 25 more cities in Croatia, the Czech Republic, Portugal and the Slovak Republic were benchmarked (see map). The next study in the subnational series will cover 24 cities in Greece, Ireland and Italy. The ambition is to continue this series until all member states with at least 4 million inhabitants have been covered. The focus of the series is on indicator sets that measure the complexity and cost of regulatory processes as well as the strength of legal institutions, affecting five stages in the life of a small to medium-size domestic firm: starting a business, dealing with construction permits, getting electricity, registering property and enforcing contracts through a local court.

Because many regulations and administrative measures are implemented or determined by local authorities, subnational *Doing Business* studies give a nuanced and comprehensive representation of the business regulatory system and the efficacy of the bureaucracy at the local administrative unit level. By providing a factual baseline, along with local examples of good practices, the studies promote peer learning—both within national boundaries and beyond—and convergence among locations toward regulatory good practices.

The results are revealing. The studies show that there remain substantial differences in the business environment both between and within EU member states. And these differences matter. A study that looked at cities in Italy, Poland, Romania and Spain found that firms located in places with a better business environment have a stronger performance in sales, employment and productivity growth as well as in investments.^a Reducing the cost for local firms to do business would enhance their efficiency and competitiveness abroad and encourage investments, which are critical for regional growth. A European Commission report on competitiveness in low-income and low-growth regions also emphasizes the need to improve public administration and make procedures more transparent.^b

The findings of the studies indicate how reform-minded officials can make tangible improvements by replicating good practices already existing in other cities in their country. For example, by adopting all the good practices found at the subnational level, all four member states benchmarked in 2018 would move substantially closer to the regulatory best performance.

The insights from the subnational *Doing Business in the European Union* series will be relevant for the individual country reports produced for the European Semester (the European Union's economic and fiscal policy coordination framework) and for the Cohesion Policy (the EU's main investment policy) and will be closely linked with the European Commission's "lagging regions" initiative, which studies constraints to growth and investment in the low-income and low-growth regions of the European Union.



a. Farole and others 2017.

b. European Commission 2017.

DATA COLLECTION IN PRACTICE

The *Doing Business* data are based on a detailed reading of domestic laws, regulations and administrative requirements as well as their implementation in practice as experienced by private firms. The report covers 190 economies—including some of the smallest and poorest economies, for which little or no data are available from other sources. The data are collected through several rounds of communication with expert respondents (both private sector practitioners and government officials), through responses to questionnaires, conference calls, written correspondence and visits by the team. *Doing Business* relies on four main sources of information: the relevant laws and regulations, *Doing Business* respondents, the governments of the economies covered and the World Bank Group regional staff (figure 2.2). For a detailed explanation of the *Doing Business* methodology, see the data notes at <http://www.doingbusiness.org>.

Relevant laws and regulations

The *Doing Business* indicators are based mostly on laws and regulations:

approximately two-thirds of the data embedded in the *Doing Business* indicators are based on a reading of the law. In addition to filling out questionnaires, *Doing Business* respondents submit references to the relevant laws, regulations and fee schedules. The *Doing Business* team collects the texts of the relevant laws and regulations and checks the questionnaire responses for accuracy. The team will examine the civil procedure code, for example, to check the maximum number of adjournments in a commercial court dispute, and read the insolvency code to identify if the debtor can initiate liquidation or reorganization proceedings. These and other types of laws are available on the *Doing Business* law library website.⁸ Since the data collection process involves an annual update of an established database, having a very large sample of respondents is not strictly necessary. In principle, the role of the contributors is largely advisory—helping the *Doing Business* team to locate and understand the laws and regulations. There are quickly diminishing returns to an expanded pool of contributors. This notwithstanding, the number of contributors rose by 70% between 2010 and 2018.

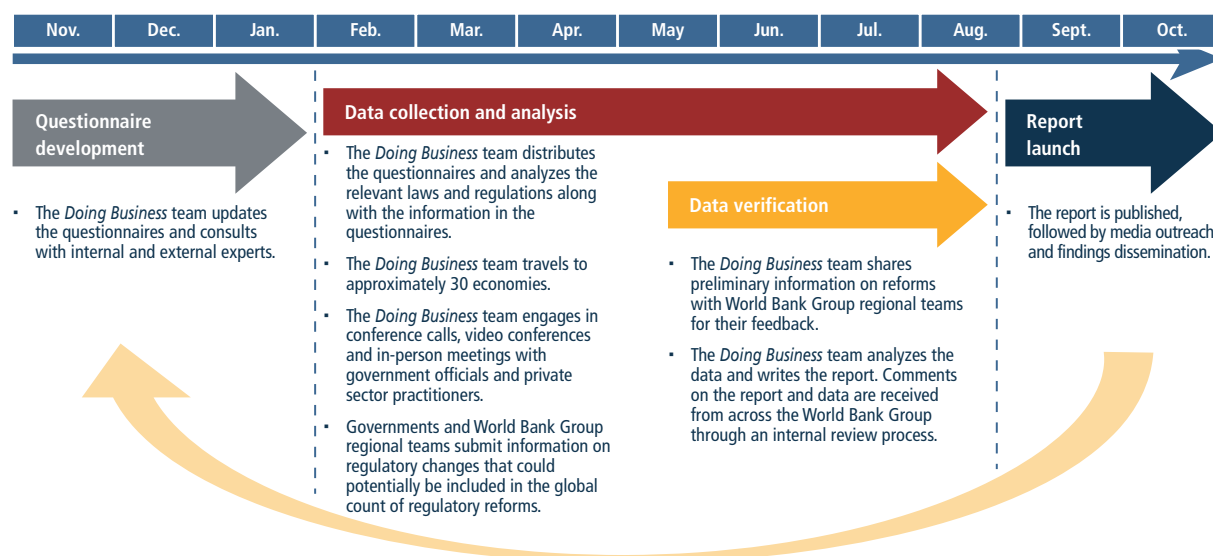
Extensive consultations with multiple contributors are conducted by the team to minimize measurement errors for the rest of the data. For some indicators—for example, those on dealing with construction permits, enforcing contracts and resolving insolvency—the time component and part of the cost component (where fee schedules are lacking) are based on actual practice rather than the law on the books. This introduces a degree of judgment by respondents on what actual practice looks like. When respondents disagree, the time indicators reported by *Doing Business* represent the median values of several responses given under the assumptions of the standardized case.

Doing Business respondents

More than 43,800 professionals in 190 economies have assisted in providing the data that inform the *Doing Business* indicators over the past 16 years.⁹ This year's report draws on the inputs of more than 13,800 professionals.¹⁰ The *Doing Business* website shows the number of respondents for each economy and each indicator set.

Selected on the basis of their expertise in these areas, respondents are

FIGURE 2.2 How *Doing Business* collects and verifies the data



Doing Business offers policy makers a benchmarking tool useful in stimulating policy debate.

professionals who routinely administer or advise on the legal and regulatory requirements in the specific areas covered by *Doing Business*. Because of the focus on legal and regulatory arrangements, most of the respondents are legal professionals such as lawyers, judges or notaries. In addition, officials of the credit bureau or registry complete the credit information questionnaire. Accountants, architects, engineers, freight forwarders and other professionals answer the questionnaires related to paying taxes, dealing with construction permits, trading across borders and getting electricity. Information that is incorporated into the indicators is also provided by certain public officials (such as registrars from the company or property registry).

The *Doing Business* approach is to work with legal practitioners or other professionals who regularly undertake the transactions involved. Following the standard methodological approach for time-and-motion studies, *Doing Business* breaks down each process or transaction, such as starting a business or registering a building, into separate steps to ensure a better estimate of time. The time estimate for each step is given by practitioners with significant and routine experience in the transaction.

There are two main reasons that *Doing Business* does not survey firms. The first relates to the frequency with which firms engage in the transactions captured by the indicators, which is generally low. For example, a firm goes through the start-up process once in its existence, while an incorporation lawyer may carry out 10 such transactions each month. The incorporation lawyers and other experts providing information to *Doing Business* are therefore better able

to assess the process of starting a business than are individual firms. They also have access to current regulations and practices, while a firm may have faced a different set of rules when incorporating years before. The second reason is that the *Doing Business* questionnaires mostly gather legal information, which firms are unlikely to be fully familiar with. For example, few firms will know about all the main legal procedures involved in resolving a commercial dispute through the courts, even if they have gone through the process themselves. But a litigation lawyer should have little difficulty in providing the requested information on all the procedures.

Governments and World Bank Group regional staff

After receiving the completed questionnaires from the *Doing Business* respondents, verifying the information against the law and conducting follow-up inquiries to ensure that all relevant information is captured, the *Doing Business* team shares the preliminary descriptions of regulatory reforms with the Country Management Units (CMUs) of the World Bank Group in different regions. At a later stage, the team sends the final versions of the reform descriptions to the World Bank Group's Board of Executive Directors, which then informs the governments of the reforms in their economies. Through this process, government authorities and World Bank Group staff working on the economies covered by *Doing Business* can alert the team about, for example, regulatory reforms not reported by the respondents or additional achievements of regulatory reforms. In addition, the team responds formally to the comments of governments or regional staff and provides explanations of the scoring decisions.

Data adjustments

Information on data corrections is provided in the data notes available at the *Doing Business* website. A transparent complaint procedure allows anyone to challenge the data. From November 2017 to October 2018 the team received and responded to over 150 queries on the data.

USES OF THE DOING BUSINESS DATA

Doing Business was designed with two main types of users in mind: policy makers and researchers. It is a tool that governments can use to design sound business regulatory policies. Nevertheless, the *Doing Business* data are limited in scope and should be complemented with other sources of information. *Doing Business* focuses on a few specific rules relevant to the specific case studies analyzed. These rules and case studies are chosen to be illustrative of the business regulatory environment, but they are not a comprehensive description of that environment. By providing a unique data set that enables analysis aimed at better understanding the role of business regulation in economic development, *Doing Business* is also an important source of information for researchers.

Governments and policy makers

Doing Business offers policy makers a benchmarking tool useful in stimulating policy debate, both by exposing potential challenges and by identifying good practices and lessons learned. Despite the narrow focus of the indicators, the initial debate in an economy on the results they highlight typically turns into a deeper discussion on areas where business regulatory reform is needed, including areas well beyond those measured by *Doing Business*. In economies where subnational studies are conducted, the *Doing Business* indicators go one step further in offering policy makers a tool to identify good practices that can be adopted within their economies (see box 2.1).

Many *Doing Business* indicators can be considered “actionable.” For example, governments can set the minimum capital requirement for new firms, invest in company and property registries to increase their efficiency, or improve the efficiency of tax administration by adopting the latest technology to facilitate the preparation, filing and payment of taxes by the business community. And they can undertake court reforms to shorten delays in the enforcement of contracts. But some *Doing Business* indicators capture procedures, time and costs that involve private sector participants, such as lawyers, notaries, architects, electricians or freight forwarders. Governments may have little influence in the short run over the fees these professions charge, though much can be achieved by strengthening professional licensing regimes and preventing anticompetitive behavior. And governments have no control over the geographic location of their economy, a factor that can adversely affect businesses.

While many *Doing Business* indicators are actionable, this does not necessarily mean that they are all “action-worthy” in a particular context. Business regulatory reforms are only one element of a strategy aimed at improving competitiveness and establishing a solid foundation for sustainable economic growth. There are many other important goals to pursue—such as effective management of public finances, adequate attention to education and training, adoption of the latest technologies to boost economic productivity and the quality of public services, and appropriate regard for air and water quality to safeguard public health. Governments must decide what set of priorities best suits their needs. To say that governments should work toward a sensible set of rules for private sector activity (as embodied, for example, in the *Doing Business* indicators) does not suggest that doing so should come at the expense of other worthy policy goals.

Over the past decade governments have increasingly turned to *Doing Business* as a repository of actionable, objective data providing unique insights into good practices worldwide as they have come to understand the importance of business regulation as a driving force of competitiveness. To ensure the coordination of efforts across agencies, economies such as Colombia, Malaysia and the Russian Federation have formed regulatory reform committees. These committees use the *Doing Business* indicators as one input to inform their programs for improving the business environment. More than 70 other economies have also formed such committees. In East Asia and the Pacific, they include Brunei Darussalam; Indonesia; the Republic of Korea; Myanmar; the Philippines; Sri Lanka; Taiwan, China; and Thailand. In the Middle East and North Africa: Algeria, the Arab Republic of Egypt, Israel, Kuwait, Morocco, Qatar, Saudi Arabia and the United Arab Emirates. In South Asia: Afghanistan, Bangladesh, India and Pakistan. In Europe and Central Asia: Albania, Azerbaijan, Croatia, Georgia, Kazakhstan, Kosovo, the Kyrgyz Republic, the former Yugoslav Republic of Macedonia, Moldova, Montenegro, Poland, Tajikistan, Turkey, Ukraine and Uzbekistan. In Sub-Saharan Africa: Benin, Burundi, the Comoros, the Democratic Republic of Congo, the Republic of Congo, Côte d'Ivoire, Guinea, Guinea-Bissau, Kenya, Liberia, Madagascar, Malawi, Mali, Mauritius, Niger, Nigeria, Rwanda, Senegal, Sierra Leone, Sudan, Tanzania, Togo, Zambia and Zimbabwe. And in Latin America and the Caribbean: Argentina, Brazil, Chile, Costa Rica, the Dominican Republic, Guatemala, Jamaica, Mexico, Nicaragua, Panama, Peru and St. Lucia. Governments have reported more than 3,500 regulatory reforms, 1,116 of which

have been informed by *Doing Business* since 2003.¹¹

Many economies share knowledge on the regulatory reform process related to the areas measured by *Doing Business*. Among the most common venues for this knowledge sharing are peer-to-peer learning events—workshops where officials from different governments across a region or even across the globe meet to discuss the challenges of regulatory reform and to share their experiences.

Researchers

Doing Business data are widely used by researchers in academia, think tanks, international organizations and other institutions. Since 2003, thousands of researchers have utilized *Doing Business* data or its conceptual framework to analyze the impact of business regulation on various economic outcomes. This section provides a brief overview of studies published in the top 100 journals during the last 10 years or recently distributed as a working paper of a well-established institution.¹² The papers cited here are just a few examples of research done in the areas measured by *Doing Business*.¹³ A comprehensive review of the literature is provided in the research chapters of *Doing Business 2014* and *Doing Business 2015*.

Regulation of firm entry is one of the most investigated areas of business regulation. The results of this body of research suggest that excessive regulation of entry increases the number of informal businesses and employment. A natural experimental study in Mexico found that reforms that simplified business registration increased registration by 5% and wage employment by 2.2%.¹⁴ These reforms also resulted in 14.9% of informal business owners shifting to the

Thousands of researchers have utilized Doing Business data or its conceptual framework to analyze the impact of business regulation on various economic outcomes.

formal economy.¹⁵ In Portugal, reforms reducing the time and cost for company formalization increased the number of business start-ups by 17% and created seven new jobs per 100,000 inhabitants per month. These new start-ups were more likely to be female-owned, were smaller and headed by less experienced and less-educated entrepreneurs compared to others, suggesting that the reform created a more inclusive environment for aspiring entrepreneurs.¹⁶

Efficient and non-distortionary business regulations are crucial for productivity. A study on India, for example, shows that inefficient licensing and size restrictions cause a misallocation of resources, reducing total factor productivity (TFP) by preventing efficient firms from achieving their optimal scale and allowing inefficient firms to remain in the market.¹⁷ The study concludes that removing these restrictions would boost TFP by 40-60%. In the European Union and Japan, implicit taxes on capital use were shown to reduce the average size of firms by 20%, output by 8.1% and output per firm by 25.6%.¹⁸ A recent study on Côte d'Ivoire, Ethiopia, Ghana and Kenya demonstrates large productivity gains following the removal of firm-level distortions caused by uneven regulations and a poor business environment.¹⁹ Research also shows that raising the efficiency level of bankruptcy laws in select OECD high-income economies to that of the United States would increase the TFP of the former by about 30% through a rise in bank loans to large firms.²⁰

In many economies, companies engaged in international trade struggle with high trade costs arising from transport, logistics and regulations that impede their competitiveness and growth potential. With the *Doing Business* indicators on trading across borders, several empirical studies have assessed how trade costs affect the export and import performance of economies. A rich body of empirical research shows that efficient infrastructure and a healthy business

environment are positively linked to export performance.²¹ According to a study, a 1-day increase in transit time reduces exports by an average of 7% in Sub-Saharan Africa.²² Another study found that a 1-day delay in transport time for landlocked economies and for time-sensitive agricultural and manufacturing products reduce trade by more than 1% for each day of delay.²³ Delays in customs clearance also negatively impact a firm's ability to export, particularly when goods are destined for new clients.²⁴ In economies with flexible entry regulations, a 1% increase in trade is associated with an increase of more than 0.5% in income per capita but has no positive income effects in economies with more rigid regulation.²⁵ Research has also shown that potential gains for consumers from import competition are reduced in economies with cumbersome regulation.²⁶

Even though *Doing Business* measures aspects of business regulation affecting domestic firms, several studies indicate that better business regulation is associated with higher levels of FDI.²⁷ Also, the impact of FDI on domestic investment depends on how business-friendly entry regulations are in the host economy. A study shows that FDI can crowd out domestic investment in economies with costly processes for starting a business.²⁸ Another study points out that economies with simpler processes for starting a business have higher international market integration on average.²⁹

A well-designed insolvency framework is a vital determinant of debt recovery. A reform making bankruptcy laws more efficient in Colombia, for example, improved the recovery rate of viable firms significantly.³⁰ In India the establishment of debt recovery tribunals reduced non-performing loans by 28% and lowered interest rates on larger loans, suggesting that faster processing of debt recovery cases cut the cost of credit.³¹ A recent study using *Doing Business* data showed that insolvency resolution is one of the

main drivers behind "missing" corporate bond markets in many economies.³²

More borrowers gain access to credit in economies with a robust legal system that supports the use of movable assets as collateral and a well-developed credit information sharing system. In a multi-economy study, the introduction of collateral registries for movable assets was shown to increase firms' access to finance by approximately 8%.³³ Creditors' ability to use movable assets, vis-à-vis real estate, is shown to increase the debt capacity of firms.³⁴ An in-depth review of global bank flows revealed that firms in economies with better credit information sharing systems and higher branch penetration evade taxes to a lesser degree.³⁵

There is also a large body of work investigating the distortionary effects of high tax rates and cumbersome tax codes and procedures. After a tax reform in Brazil, business licensing among retail firms rose by 13%.³⁶ Research shows that a 10% reduction in tax complexity is comparable to a 1% reduction in effective corporate tax rates³⁷ and higher tax rates discourage entry.³⁸ A recent study finds that a lower tax compliance burden has a positive impact on the productivity of small and young firms.³⁹

Labor market regulation—as measured by *Doing Business*—has been shown to have important implications for economies. According to one study, graduating from school during a time of adverse economic conditions has a persistent, harmful effect on workers' subsequent employment opportunities. The persistence of this negative effect is stronger in economies with stricter employment protection legislation.⁴⁰ Rigid employment protection legislation can also have negative distributional consequences. A study analyzing the labor market regulation literature points out that the impact of labor market regulation on productivity could be in either direction, and the magnitude of the

impact is modest. The study provides clear evidence that labor market regulation equalizes the income of the covered workers, but youth, women and less-skilled workers generally are left outside this coverage and the benefits.⁴¹

Indexes

Doing Business identified 20 different data projects or indexes that use *Doing Business* as one of its sources of data.⁴² Most of these projects or institutions use indicator level data and not the aggregate ease of doing business ranking. The indicator set most widely used is starting a business, followed by labor market regulation and paying taxes. These indexes typically combine *Doing Business* data with data from other sources to assess an economy along a particular aggregate dimension such as competitiveness or innovation. The Heritage Foundation's Index of Economic Freedom, for example, has used 22 *Doing Business* indicators to measure the degree of economic freedom in the world in four areas, including rule of law, government size, regulatory efficiency and market openness.⁴³ Economies that score better in these four areas also tend to have a high degree of economic freedom.

Similarly, the World Economic Forum uses *Doing Business* data in its Global Competitiveness Index to demonstrate how competitiveness is a global driver of economic growth. The organization also uses 13 *Doing Business* indicators in five indexes that measure institutions, product market efficiency, labor market efficiency, financial market development and business dynamism. These publicly accessible sources expand the general business environment data generated by *Doing Business* by incorporating it into the study of other important social and economic issues across economies and regions. They prove that, taken individually, *Doing Business* indicators remain a useful starting point for a rich body of analysis across different areas and dimensions in the research world.

WHAT IS NEXT?

The *Doing Business* team is developing a new indicator set—contracting with the government—that benchmarks the efficiency, quality, transparency, accountability and integrity of public procurement systems around the world. Public procurement refers to the process by which public authorities purchase goods or services from firms. Globally, public procurement accounts for between 10 and 25% of GDP on average, with governments cumulatively spending about \$9.5 trillion in public contracts every year. The government is the biggest buyer on many national markets and the policy issues endorsed through public procurement can be a catalyst for economic development, innovation, employment and growth. Inefficient public procurement, on the other hand, is extremely costly. It compromises competition, thus raising the prices paid by governments for goods and services. Also, given the magnitude of the resources involved, the unique purchasing power of governments, the multitude of stakeholders and the complexity of processes, public procurement is particularly vulnerable to fraud and corruption. In the European Union alone, annual losses due to corruption in public procurement could equal approximately €5 billion (\$5.7 billion), higher than the GDP of more than 30% of Sub-Saharan African economies.⁴⁴

Data are collected using a questionnaire that follows the life cycle of a procurement contract in the road infrastructure sector. The questionnaire was built to reflect internationally-recognized good practices in public procurement, peer-reviewed and piloted in 18 economies in late 2017. The team is in the process of collecting data for approximately 85 economies with the aim of publishing the results in the *Doing Business* website by early 2019 alongside the indicator set's preliminary methodology. Data collection will then be scaled-up to the full *Doing Business*

sample of 190 economies during the *Doing Business 2020* report cycle, when the indicators will be considered for inclusion in the *Doing Business* rankings.

Doing Business recognizes that the comparability of data over time is vital for both researchers and policy makers. The team has not, therefore, made any methodological changes in this year's data. This decision is also supported by the *Doing Business* External Audit Report 2018, which can be accessed at <http://www.doingbusiness.org/>.

NOTES

1. Djankov 2016.
2. These papers are available on the *Doing Business* website at <http://www.doingbusiness.org/methodology>.
3. For more on the World Bank Enterprise Surveys, see the website at <http://www.enterprisesurveys.org>.
4. For getting credit, indicators are weighted proportionally, according to their contribution to the total score, with a weight of 60% assigned to the strength of legal rights index and 40% to the depth of credit information index. In this way, each point included in these indexes has the same value independent of the component it belongs to. Indicators for all other topics are assigned equal weights. For more details, see the chapter on the ease of doing business score and ease of doing business ranking available at <http://www.doingbusiness.org>.
5. For more information on these databases, see their websites: Women, Business and the Law (<https://wbl.worldbank.org/>); Logistic Performance Index (<https://lpi.worldbank.org/>); World Governance Indicators (<http://info.worldbank.org/governance/wgi/#home>); Country Policy and Institutional Assessments (<https://datacatalog.worldbank.org/dataset/country-policy-and-institutional-assessment>).
6. Hallward-Driemeier and Pritchett 2015.
7. Schneider 2005; La Porta and Shleifer 2008.
8. For the law library, see the website at <http://www.doingbusiness.org/law-library>.
9. The annual data collection exercise is an update of the database. The *Doing Business* team and the contributors examine the extent to which the regulatory framework has changed in ways relevant for the features captured by the indicators. The data collection process should therefore be seen as adding each year to an existing stock of knowledge reflected in the previous year's report, not as creating an entirely new data set.
10. While about 13,800 contributors provided data for this year's report, many of them completed a questionnaire for more than one *Doing Business* indicator set. Indeed, the

total number of contributions received for this year's report is more than 17,200, which represents a true measure of the inputs received. The average number of contributions per indicator set and economy is more than seven. For more details, see <http://www.doingbusiness.org/contributors/doing-business>.

11. These are reforms for which *Doing Business* is aware that information provided by *Doing Business* was used in shaping the reform agenda.
12. The journal and institution rankings are from Research Papers in Economics (RePEc) and cover the last 10 years. They can be accessed at <https://ideas.repec.org/top/top.journals.simple10.html> and <https://ideas.repec.org/top/top.inst.allbest10.html>.
13. Since 2003, when the *Doing Business* report was first published, more than 3,400 research articles discussing how regulation in the areas measured by *Doing Business* influence economic outcomes have been published in peer-reviewed academic journals and 1,360 of these are published in the top 100 journals. Another 9,450 are published as working papers, books, reports, dissertations or research notes.
14. Bruhn 2011.
15. Bruhn 2013.
16. Branstetter and others 2014.
17. Hsieh and Klenow 2009.
18. Guner, Ventura and Xu 2008.
19. Cirera, Fattal Jaef and Maemir 2017.
20. Neira 2017.
21. Portugal-Perez and Wilson 2011.
22. Freund and Rocha 2011.
23. Djankov, Freund and Pham 2010.
24. Martincus, Carballo and Graziano 2015.
25. Freund and Bolaky 2008.
26. Amity and Khandelwal 2011.
27. Corcoran and Gillanders 2015.
28. Munemo 2014.
29. Norbäck, Persson and Douhan 2014.
30. Giné and Love 2010.
31. Visaria 2009.
32. Becker and Josephson 2016.
33. Love, Martínez Pería and Singh 2016.
34. Calomiris and others 2017.
35. Beck, Lin and Ma 2014.
36. Monteiro and Assunção 2012.
37. Lawless 2013.
38. Belitski, Chowdhury and Desai 2016.
39. Dabla-Norris and others 2017.
40. Kawaguchi and Murao 2014.
41. Betcherman 2015.
42. The projects or indexes using *Doing Business* as a source of data are the following: Citi and Imperial College London's Digital Money Index; Cornell University and the World Intellectual Property Organization's Global Innovation Index (GII); DHL's Global Connectedness Index (GCI); Fraser Institute's Economic Freedom of the World (EFW) index; Heritage Foundation's Index of Economic Freedom (IEF); INSEAD's Global Talent Competitiveness Index (GTICI); International Institute for Management Development's World Competitiveness Yearbook; KPMG's Change Readiness Index (CRI); Legatum Institute's Legatum Prosperity Index; Millennium Challenge Corporation's Open Data Catalog; Oxford University's International Civil Service Effectiveness (InCISE) Index; PricewaterhouseCoopers' Paying Taxes 2018: In-depth Analysis on Tax Systems in 190 Economies Report; TRACE's Bribery Risk Matrix; U.S. Chamber of Commerce's Global Rule of Law and Business Dashboard; University of Gothenburg's Quality of Government (QoG) Standard Dataset; and World Economic Forum's Enabling Trade Index (ETI), Global Competitiveness Index (GCI), Human Capital Index (HCI), Networked Readiness Index (NRI) and Travel and Tourism Competitiveness Index (TTCI).
43. For more on the Heritage Foundation's Index of Economic Freedom, see the website at <http://heritage.org/index>.
44. European Parliament 2016.

Starting a Business and Registering Property

The role of training in facilitating entrepreneurship and property rights

By keeping records of a company's formal existence and of land ownership rights, business and land registries play a critical role in any economy's business environment. Registering a new company or a property right is best done when registry officers are well trained and knowledgeable. A combination of targeted training and effective communication to both civil servants and the public can improve the overall quality of the public goods and services provided by business and land registries.

For the first time this year *Doing Business* collected data on the training and communication of changes provided to both the officers and the users of business and land registries. Regarding registry officers, *Doing Business* research covered qualification requirements for civil servants, the mandatory training of officers, the frequency and duration of training and how changes in the registries are communicated to them. Data were also collected on training for registry users, including the workshops offered to new business owners and the targeted communication of registry changes to the general public. This case study examines how training contributes to business activity by improving the quality of services provided by business registries (to entrepreneurs) and land registries (to property owners).

TRAINING REGISTRY OFFICERS

Business and land registry officers play a key role in facilitating the delivery of high-quality services to new entrepreneurs.

The systematic training of registry officers is, therefore, vital for a well-functioning registry system and the effective implementation of government policies to promote entrepreneurship.

Relevance of training in business and land registries

Well-trained staff are more efficient and less prone to making errors when assessing transactions or assisting entrepreneurs. Business registrars typically undertake a series of training programs and examinations to gain the qualifications required to perform their duties. The Canadian province of Alberta, for example, requires aspiring business registrars to complete three levels of exams to receive the highest accreditation for the Corporate Registry Electronic System. To pass these exams, students complete three online courses (costing 365 Canadian dollars—about \$282—each) through which they learn how to perform procedures such as registering limited liability partnerships and amending corporate structures, among others.¹



- This year *Doing Business* collected data on training provided to business and land registry officers and users in 183 economies.
- Training opportunities at business and land registries are only provided in a limited number of economies.
- Only 24% of the economies measured for this case study legally require professional training for business registry officers.
- Mandatory training for business registry officers is associated with higher business registry efficiency while annual training for land registry officers is also associated with higher land registry efficiency.
- Communication of changes at the business and land registries—through workshops for registry officers and dissemination campaigns for registry users—is associated with a lower transaction completion time.



Training registry officers about upcoming changes is associated with a positive impact on the business operating environment.

Land registrars also play a fundamental role in guaranteeing legal certainty to property rights transactions. To perform their duties local land officers need a range of technical and communication skills that can be attained through staff training programs.² Most economies regulate the position of land registrar, typically through minimum skill or education requirements. Of the 183 economies included in this case study, 74% require that land registrars attain a minimum level of education (usually a university degree in law), 47% require a professional qualification and 44% mandate a minimum number of years of experience. Only 15% of economies require a combination of four criteria—typically a minimum level of education, minimum years of experience, professional qualification and being a civil servant. Prospective land registrars in Bulgaria, for example, must have a university degree in law, a license to practice law, evidence of moral integrity and professional standing, no record of intentional criminal offenses, and the candidate must not be an elected member of the Supreme Judicial Council.

Continuous training in business and land registries

Most economies do not have legally binding regulation that mandates training for business registry officers (figure 3.1). Indeed, just 24% of the economies measured for this case study legally require professional training for business registry officers. Such requirements vary significantly among regions—nearly two-thirds (59%) of economies in Europe and Central Asia have a legal requirement for training, but only 11% of economies in the Middle East and North Africa do.³ Although group classes are the most common form of training, online learning tools are used in about 5% of economies with a legal requirement to

provide training to business registry officers. The content of the training is diverse, varying from technical skills (legislative changes, types of entities and incorporation requirements, IT skills) to soft skills (professional ethics, communication skills). In Spain, the Professional Association of Registrars offers online and in-person courses free of charge for registry officers. Topics include the legal forms and corporate structure of a company and the processes of registering or dissolving each type of company, among others.⁴

Slightly more than half of the economies that legally mandate training also define a minimum frequency or duration of that training. In China and Romania, for example, mandatory training programs must be held annually. Registry staff typically make decisions on the duration and frequency of training programs.

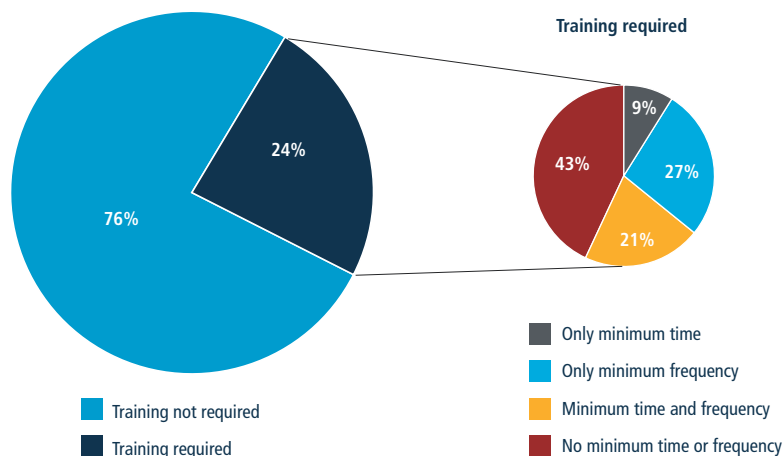
The Land Administration Guidelines from the United Nations Economic Commission for Europe suggest that

continuous training for land registry officers be practical, available to all who require it and range from university-level courses for comprehensive professional training to short-term courses for the introduction of new techniques.⁵ Land registries should provide both formal and in-house training for employees and ensure that staff have adequate time to take advantage of training opportunities.⁶ Training is essential to convey registry service standards (procedural times, for example) so that staff understand their duties and are equipped to handle problems when they arise.⁷

Training should not be limited to managers and supervisors. Land registry staff that interact with the public on a daily basis should also be well trained. Capacity-building training programs—such as that provided for the staff of Turkey's land and cadaster agency in 2018 or the workshop on land records management in Thailand held in 2017—can be important for maintaining the quality of land registry services.⁸

Although most economies do not legally require continuous training, one-third of economies measured by this case study hold regular training programs on

FIGURE 3.1 Most economies do not legally require training for business registry officers



Source: Doing Business database.

a variety of topics for land registry officials. Routine training is offered in 45% of OECD high-income economies but just 24% of economies in Sub-Saharan Africa.⁹ While the topics of these training programs vary, they commonly include administrative processes (offered in 35% of economies with training), property rights (30%), new systems or innovations (27%) and customer service and coordination with other agencies such as the cadaster or tax authority (22%).

Business and land registry efficiency tends to be higher in economies where training is offered to registry staff. Economies with mandatory training for business registry officers have a score for starting a business that is 6 points higher on average than those without it (figure 3.2). Furthermore, economies with annual training programs at the land registry have a higher score (by 7 points on average) for registering property than economies without it.

Communicating changes to registry officers

Changes to regulations or processes at business and land registries can be communicated to staff in various ways. At business registries, officers learn about changes to the business start-up process through workshops in 66% of economies; in 39% of economies they are informed via pilot tests. Workshops and pilot tests are also the most common means of informing staff of changes to regulations or processes at land registries; 56% of economies mainly use workshops for this purpose while 24% use pilot tests (figure 3.3).

By using pilot testing, business and land registries can identify and address potential challenges before the full implementation of new processes. Pilot tests are most commonly implemented in registries in Europe and Central Asia, where 55% of business registries and 41% of land registries use pilot testing. A significant share of registries in the OECD high-income economies

FIGURE 3.2 Economies with training programs tend to score better than those without



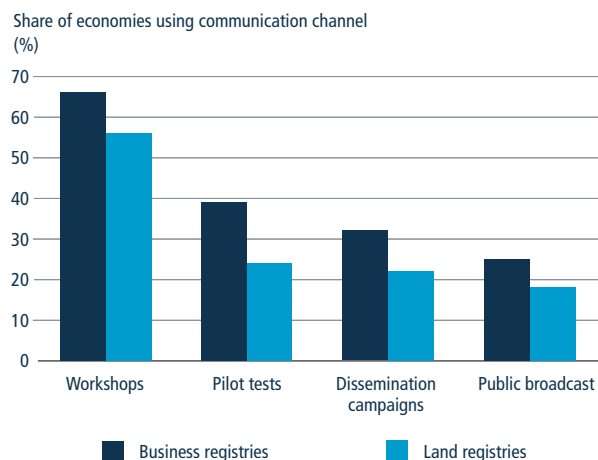
Source: *Doing Business* database.

Note: For training at the business registry, this relationship is significant at the 1% level after controlling for income per capita. For training at the land registry, this relationship is significant at the 5% level after controlling for income per capita.

and East Asia and the Pacific also run pilot tests before implementing new processes. Pilot testing is used in less than 20% of economies in Latin America and the Caribbean, the Middle East and North Africa, South Asia and Sub-Saharan Africa.

Training registry officers about upcoming changes is associated with a positive impact on the business operating environment. *Doing Business* data indicate that it takes 12 days less on average to incorporate a business and 29 days less on average to transfer a property in

FIGURE 3.3 Workshops are the most common channel for communicating changes to registry



Source: *Doing Business* database.

Note: An economy can use multiple channels of communication as listed above. Economies where changes are not communicated (two economies) are excluded from the sample. Workshops refer to the use of presentations for a group of people. Pilot tests refer to the use of small-scale experiments or tests to introduce changes. Dissemination campaigns refer to the use of social media or billboards. Public broadcast refers to using television or radio transmission to convey changes.

economies where registry officers have received training compared to economies where no training is offered (figure 3.4).

TRAINING REGISTRY USERS

Registry users also benefit from training. As the popularity of entrepreneurial training programs has risen in recent years governments worldwide have taken steps to develop and expand such programs.

Relevance of training for entrepreneurs

In 2014 some 230 Entrepreneurship Education and Training (ETT) programs were identified around the world; these include global initiatives like the International Labor Organization's Know About Business and Start and Improve Your Business and regional programs like Injaz Al-Arab.¹⁰

When EET programs target budding entrepreneurs, results show significant increases in self-employment, household consumption, and income two years after the intervention.¹¹ Over time, evaluations find positive and significant effects

of EET on business growth such as, for example, enhancing entrepreneurs' access to credit.¹² Training programs also succeeded in teaching new entrepreneurs managerial skills useful to the operation of their businesses.¹³ In addition, business-support interventions for small and medium-size enterprises like training programs help improve firm performance and create jobs.¹⁴ However, depending on the national context and on the audience receiving the program, the impact of training programs can vary widely. An experiment in Bosnia and Herzegovina, for example, showed that individuals with an existing business tend to benefit more from training opportunities and make more investments than individuals without a business.¹⁵

For more than three decades, the New Enterprise Incentive Scheme—a program run by Australia's Department of Jobs and Small Business—has provided accredited training and mentoring to help individuals start a business. Delivered by a network of 21 providers nationally, each year the scheme provides 8,600 people with small business training, income support and rental assistance during their first year in business.¹⁶

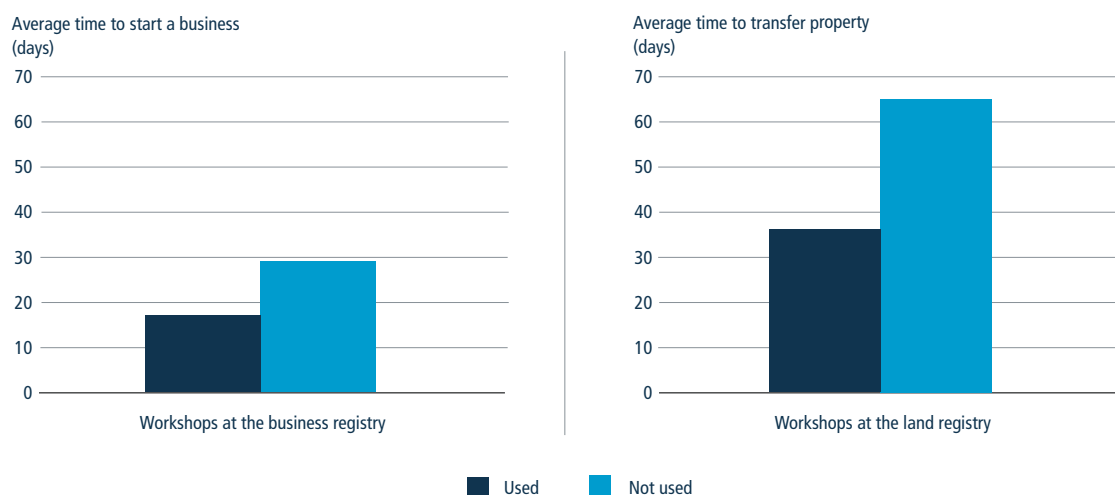
Guatemala's business registry maintains a budget explicitly dedicated to training system users—the registry has an annual budget of 70,000 quetzales (about \$10,000) specifically for training notaries and lawyers. In recent years the land registry spent 208,000 quetzales (about \$28,000) to provide training to more than 3,000 system users, mainly notaries and lawyers.

Skills training programs are more successful when the private sector is involved in curriculum development as well as providing on-the-job training via internships or apprenticeships.¹⁷ Colombia's *Jóvenes en Acción* program, for example, combines classroom instruction with on-the-job training at private companies. This model's short-term outcomes—namely a higher probability of formal employment and greater earnings—were sustained over the long term.

Training and information opportunities for registry users

Registries offer training to start-up firms in just over one-half of OECD high-income economies, the highest share among the regions measured by *Doing Business*; registries in South Asia offer

FIGURE 3.4 Starting a business and transferring property tend to take less time in economies where workshops are provided to registry staff



Source: *Doing Business* database.

Note: Both relationships are significant at the 1% level after controlling for income per capita.

the least training to entrepreneurs (figure 3.5). Where training opportunities are offered to entrepreneurs, these usually take the form of group classes, workshops and seminars. Online courses are available in one-third of the economies that offer training.

Training can be offered to anyone starting a business but, in some cases, special learning opportunities are directed to targeted groups, such as youth, elderly and woman entrepreneurs. However, just 17% of economies that provide training implement targeted training programs. In Niger the Chamber of Commerce and Industry and the National Employment Promotion Agency run an entrepreneurship training program tailored specifically to young people, including high school students and other youths who did not complete formal education.¹⁸

Help desks play a critical role in addressing citizens concerns and inquiries regarding various processes developed by public agencies. By providing access to information help desks act as a strategic educational tool for the public; they allow citizens to have

answers to specific inquiries related to procedures. Of the economies included in this case study, 57% have a help desk specifically for property registration available to the public. In general, economies with a publicly-available help desk tend to have a higher score on the quality of land administration index.¹⁹ The help desk, which is entirely focused on user and customer satisfaction, improves land registry quality by providing feedback on the types of issues raised by customers, which the registry can then address. Since Peru's *Superintendencia Nacional de los Registros Públicos* (SUNARP, the national public registry superintendency) established the Citizen Attention Center in 2014, the help desk has addressed more than half a million inquiries. The center's lawyers, registration law specialists, provide guidance free of charge on registration and general procedures at the land registry. All citizens have access to this service via e-mail, chat and a free hotline, *Aló SUNARP*. Economies that have a help desk at the land registry tend to perform better on the ease of registering property indicator set and have a better score in the quality of land administration index.²⁰

Communication of changes to registry users

Business and land registries inform the public of changes—for example, to requirements for registering a company or selling a property—using various channels of communication. In a majority of economies, business registries communicate changes to the business start-up process via a dissemination campaign using social media or physical billboards (63%) and public broadcasts on television or radio (65%). Training and workshops are a less-common method of conveying such changes (36%).

Income level plays a role in determining which communication method is used. Business registries in around two-thirds (70%) of low- and middle-income economies use public broadcasting; those in high-income economies rely more heavily on web-based methods of dissemination, such as publication on the business registry's website.

Similarly, when a new initiative is adopted by the land registry, or when significant changes are made to the legislation or a new system is implemented, registries in 46% of economies communicate those

FIGURE 3.5 Most OECD high-income economies provide registry training to entrepreneurs

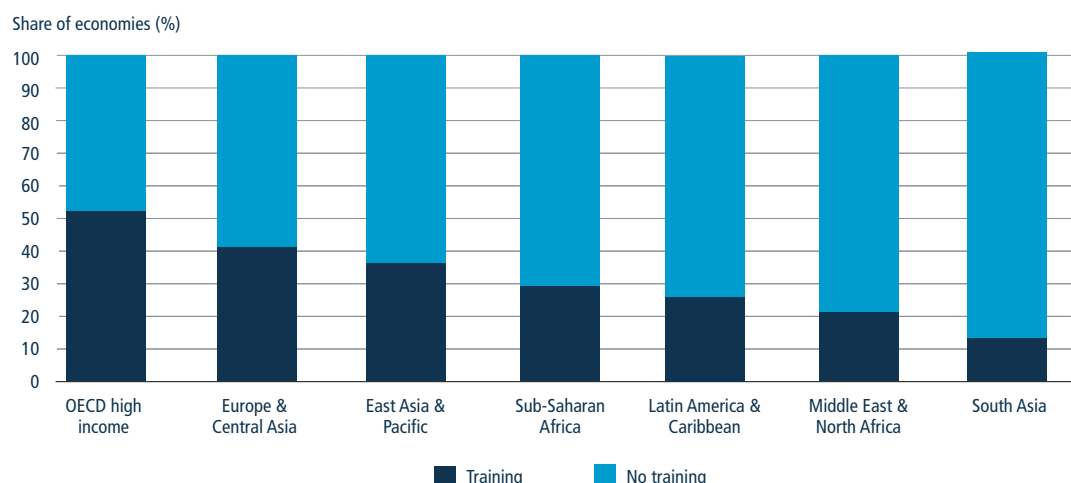
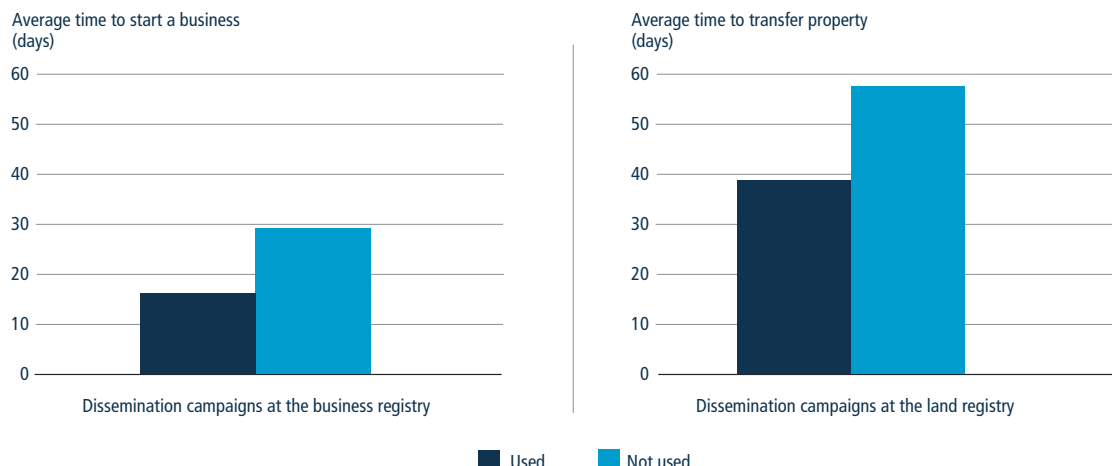


FIGURE 3.6 Starting a business and transferring property tend to be faster when registry changes are introduced through dissemination campaigns



Source: *Doing Business* database.

Note: For the business registry, this relationship is significant at the 1% level after controlling for income per capita. For the land registry, this relationship is significant at the 5% level after controlling for income per capita.

changes to the public through a dissemination campaign; 61% rely most heavily on television and radio.

When citizens are made aware of the changes implemented at the business and land registries, they may be more likely to assert their rights with confidence. *Doing Business* data show that it takes 13 days less on average to start a business and 19 days less on average to transfer a property when a dissemination campaign is used to communicate changes to the public (figure 3.6).

CONCLUSION

Training can be important for ensuring the quality of business and land registries. Data collected for *Doing Business 2019* suggest that training initiatives are beneficial to both registry officers and entrepreneurs. Access to training for registry officials and the public can be provided through a variety of channels. Workshops, learning programs, help desks, media broadcasts and awareness campaigns can improve the efficiency of business and land registries and create a well-informed public.

NOTES

This case study was written by Cyriane Coste, Marie Lily Delion, Fatima Hewaidi, Frédéric Meunier, Albert Nogues i Comas, Nadia Novik, Nathalie Reyes, Erick Tjong and Yuriy Valentinovich Avramov.

- For more information, see the registries training section of the website of the Association of Alberta Registry Agents (AARA) at <http://www.aaratraining.com/index.aspx?tabid=1>.
- Fourie 1998.
- The share of economies (as measured by this case study) with a legal requirement for training is as follows: Europe and Central Asia (59%); East Asia and the Pacific (28%); OECD high income (27%); Latin America and the Caribbean (16%); Sub-Saharan Africa (16%); South Asia (13%); and Middle East and North Africa (11%).
- For more information, see the website of the Asociación Profesional de Registradores at <http://www.apregistadores.com/>.
- UNECE 1996.
- Williamson 2000.
- FAO 2017.
- For more information on the World Bank's Land Registration and Cadastre Modernization Project in Turkey, see <http://documents.worldbank.org/curated/en/774231526581694132/pdf/Disclousable-Version-of-the-ISR-Turkey-Land-Registration-and-Cadastre-Modernization-Project-P106284-Sequence-No-21.pdf>. Additional information on the Workshop on Land Records Management and Information Systems: Community of Learning Exchange can be found at <http://www.worldbank.org/en/events/2017/06/12/workshop-on-land-records-management-and-information-systems-community-of-learning-exchange#1>.
- The share of economies (as measured by this case study) that hold regular training programs for land registry officials is as follows: OECD high income (45%); East Asia and the Pacific (40%); South Asia (38%); Europe and Central Asia (32%); Middle East and North Africa (32%); Latin America and the Caribbean (29%); and Sub-Saharan Africa (24%).
- Valerio, Parton and Robb 2014.
- Valerio, Parton and Robb 2014.
- Valerio, Parton and Robb 2014.
- Dana 2001.
- Cravo and Piza 2016.
- Bruhn 2011.
- For more information on Australia's New Enterprise Incentive Scheme, see the website of the Department of Jobs and Small Business at <https://www.jobs.gov.au/self-employment-new-enterprise-incentive-scheme-neis>.
- Valerio, Parton and Robb 2014.
- Le Sahel. 2014. "Signature de conventions de financement entre le PRODEC, la CCIAN et l'ANPE: près de 404 millions de FCFA pour soutenir la formation professionnelle et l'insertion économique des jeunes." January 30. <http://news.aniamey.com/h/11947.html>.
- This relationship is significant at the 1% level after controlling for income per capita.
- This relationship is significant at the 1% level after controlling for income per capita.

Getting Electricity

Understanding the benefits of wiring regulation

An extensive fire broke out in one of Bamako's largest markets, the Marché Rose, in December 2017. Business owners watched as their investments were destroyed.¹ After the fire was extinguished, the extent of the damage was clear—hundreds of stalls had been burnt down at a cost of more than 1 billion CFA francs (approximately \$1.7 million), most of which was shouldered by small firms. An investigation by the utility later found that faulty installation of electrical wiring caused the fire.

Such incidents act as a reminder that electricity is inherently hazardous. However, electrification is crucial for economic development—its impact on education, labor and income is well documented. Household electrification is estimated to result in an average rise of around 7% in school enrollment, 25% in employment and 30% in income.² Where electricity services are deficient, firm performance is negatively impacted. World Bank Enterprise Survey data for 2017 indicate that business owners in developing economies perceive a lack of reliable electricity supply as the biggest obstacle to the operation of their businesses, behind only access to finance, the informal sector and political instability.³

There are myriad supply-side impediments to gaining access to electricity. A complicated connection process, for example, can make obtaining a new electricity connection difficult for a newly-incorporated startup.⁴ Furthermore, once connected to the grid, firms may face blackouts that force them to halt production⁵ or hikes in electricity tariffs that undermine their productivity.⁶

Safety is often absent from the discussion on access to electricity. Faulty wiring can cause direct harm or indirect injury due to fires or explosions. To adequately mitigate safety risks, electricians must be well qualified. However, without a proper accreditation system, asymmetry of information arises—the seller of a good (or service, in this case), has greater knowledge than the buyer.⁷ The public is unable to differentiate a good electrician from a bad one. Regulation is also necessary to offset negative market externalities that arise when a firm is not liable for the full cost of an economic decision.⁸ Ultimately, the hiring decision will vary depending on the perspective of the consumer—one individual may be willing to hire an unqualified professional while the neighboring community may not (as it would bear the full cost associated with faulty wiring in the case of a fire).

THE HUMAN AND ECONOMIC COST OF FAULTY WIRING

Between 2011 and 2015, fire departments in the United States responded to



- A robust regulatory framework governing the electricity sector and accrediting the electrician profession protects public safety by helping the market overcome asymmetry of information and moral hazards.
- *Doing Business* data show that approximately three-quarters of economies have an electrical code or regulation setting forth standards for electrical installations.
- Requirements for qualifications and skill development in the electrical profession can prevent electrical system failure incidents. Barely two-thirds of the economies covered by *Doing Business* require electricians to have accreditations guaranteeing their qualifications to carry out a building's internal wiring.
- Mandatory inspections and liability regimes introduce accountability vis-à-vis the party undertaking the internal wiring works of a building. Inspections can be carried out by utilities, certified electrical engineers or third-party inspection bodies. Such inspections are required in about 70% of economies.
- *Doing Business* data indicate that effective regulatory regimes that protect the public from electrical system failure incidents also tend to have an efficient grid connection process.



nearly 200,000 fires at manufacturing or industrial properties. These fires caused the largest share of civilian deaths and direct property damage, averaging \$1.2 billion annually.⁹ Most industrial property fires are the result of incidents associated with “electrical distribution and lighting equipment” (figure 4.1). The types of equipment most typically involved in a fire’s ignition are the wiring installation or transformer and power supply. Moreover, the leading cause of ignition is electrical failure (for example, a short circuit or an arc from a broken conductor).

Deadly fires involving electrical failure are common, particularly in developing economies. In South Africa, for example, electrical fires accounted for 80% of the economic loss caused by the 46,000 fires that were attended to in 2015.¹⁰ Improper equipment often causes such fires. In 2012, a fire destroyed a shoe factory in Lahore; investigators later confirmed that a faulty electrical generator was to blame. Incorrect wiring installation is another major cause of electrical fires. Peru’s National Institute of Quality (INACAL) has reported that the main causes of fires in that country

are (i) electricians not conforming with wiring codes and standards, and (ii) non-certified electrical engineers performing wiring installation and connection works. Unsurprisingly, data indicate that seven of every 10 fires in urban areas in Peru are the result of defective electricity installations, such as faulty wiring or equipment that does not comply with the norms of the National Electric Code and Norm NTP 370.304 Electrical Installations of Buildings.¹¹

ENSURING SAFE ACCESS TO ELECTRICITY MAKES ECONOMIC SENSE

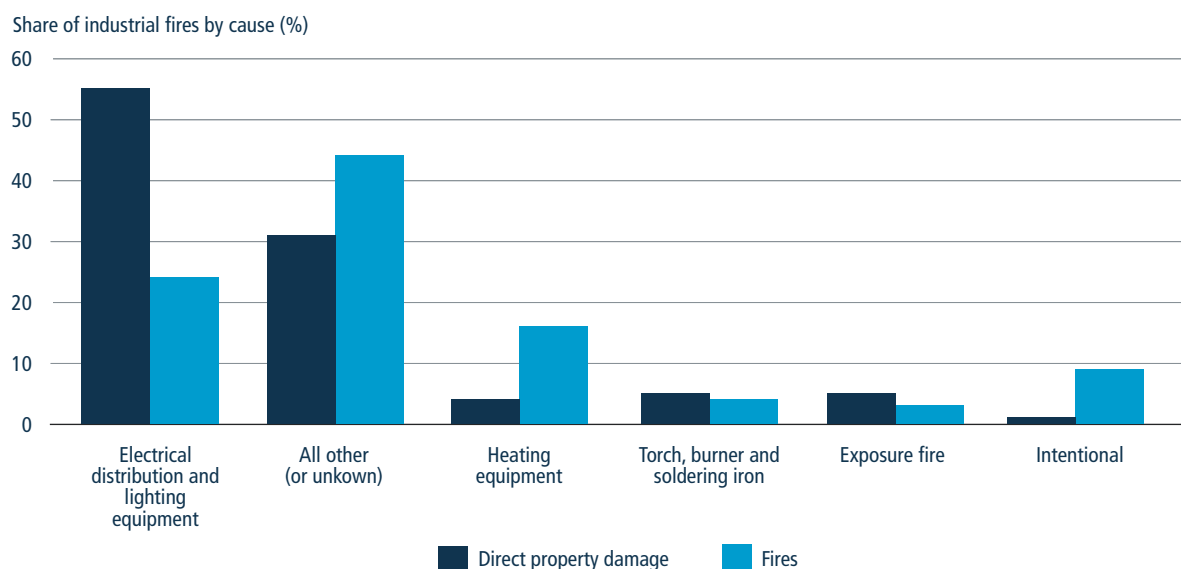
The risks associated with electrical failures undermine firms. At the same time, access to the electrical grid is a key driver of firm production. A casual relationship has been established between electricity consumption and economic growth in India, Indonesia, the Philippines and Thailand.¹² Across Sub-Saharan Africa, it is estimated that the economic growth drag of a weak power infrastructure is about 2 percentage points annually.¹³ In Nigeria, increases in

energy consumption have been found to spur economic expansion.¹⁴

Small and medium-size enterprises (SMEs) are especially dependent on grid access as they often lack the resources to rely on captive power solutions. Doe and Asamoah (2014) find that without reliable energy supply, SMEs in Ghana struggle to boost output, resulting in low profitability.¹⁵ Similarly, research on electricity provision in India shows that the expansion of the electricity network boosts industrial development and increases the performance of smaller firms.¹⁶

Given the importance of electricity, managing the risks associated with its use is imperative. The lack of professional certification requirements and quality controls that characterize an inadequately regulated electricity sector reinforce the asymmetry of information individuals face when assessing the qualifications of electricians and engineers. Analogous to Akerlof’s “lemons problem,”¹⁷ unqualified electricians may drive their qualified counterparts out of the market since the latter group will

FIGURE 4.1 Electrical failure is the leading cause of industrial property fires in the United States



Sources: Campbell 2018; National Fire Protection Association.

Note: Data are annual averages for the period 2011–15.

be reluctant to lower their prices if they cannot make a return on their educational investment. In turn, the quality of electrician services will suffer.

Furthermore, in the event that a wiring defect causes a fire, the societal costs can extend beyond the private parties onto neighboring communities. Because private companies do not assume all damages, their decisions may stand in contrast to societal interests. In short, if the electricity market is unregulated, the hiring party may find it economically justifiable to use an unqualified electrician rather than a well-qualified (but more expensive) technician.

A robust regulatory framework governing the electricity sector is necessary to maintain public safety. Regulation must be transparent and cover a broad range of areas. Examples of good practice in electricity sector regulation are highlighted below, as are key findings from a *Doing Business* cross-economy comparison of electrical wiring safety provisions.

CLEAR REGULATION: THE FIRST STEP TOWARD ENSURING PUBLIC SAFETY

A regulatory foundation establishes qualification requirements and electrical installation norms. In nearly all economies private contractors carry out the internal wiring *within* buildings. And in about one-half of the economies covered by *Doing Business*, private firms undertake the connection works *outside* the building, from the switchboard to the network. It is, therefore, important that commercial interests not be placed ahead of public safety.

Regulation should provide clear rules on (i) norming electrotechnical equipment, (ii) stipulating professional requirements in relation to electricians and installers, and (iii) establishing an inspection regime to ensure wiring works are up to code. *Doing Business* data show that,

across 190 economies, approximately three-quarters of economies have an electricity code or comprehensive legislative text that covers some or all of these areas. Having clear regulation in place establishes a foundation for regulating the electrical profession. The National Electric Code of Barbados, for example, sets forth requirements for professional qualifications to carry out electrical wiring, conditions for inspections of electrical wiring and prerequisites for the professional qualifications necessary to inspect electrical wiring.

Independent regulatory agencies contribute to the design of regulation governing electrical installation safety in good practice economies. An independent regulator can ensure clarity and transparency and form the basis of a system that encourages accountability.¹⁸ In South Africa, for example, the statutory Bureau of Standards (SABS) has an explicit mandate to promote quality in products and services in several sectors, including engineering certifications and electrical appliances.

Common standards and rules encourage shared manufacturing facilities across economies.¹⁹ It is indeed easier for private firms to operate beyond their borders in economies where regulation is similar. The European Committee for Electrotechnical Standardization (CENELEC) has strengthened regulatory coherence by aligning the electrical installation standards of the members of the European Union through standard HD 384 on Electrical Installations of Buildings. These standards provide clear guidelines on electrical installations for new buildings. Similarly, the African Electrotechnical Standardization Commission (AFSEC), established in 2008, promotes the harmonization of

When electricians are certified and licensed, the public has proof of their professional qualification and an informed hiring decision can be made.

standards across Africa and aims to incorporate international good practices. It currently has 11 statutory members.

Communication is just as important as regulation—market players must be informed of the rules. A first step, therefore, is to make the laws that stipulate the required professional qualifications for electricians—as well as norms on electrical equipment and installation—available to the public. In most economies, electricity codes and regulations are not publicly available online and only half of economies measured by *Doing Business* provide a list of steps online which customers must complete to obtain a new connection.

In the event of a legislative change to electricity sector regulation, market participants—including employees of the distribution utility and private contractors—must be informed swiftly. While modes of communicating such changes vary from one economy to another, two-thirds of distribution utilities report organizing training workshops for engineers, technicians and inspectors involved in the connection process when a change in regulation occurs. The majority of economies, however, do not provide public funds for such programs.

ENSURING ELECTRICIANS HAVE THE RIGHT SKILLS

When electricians are certified and licensed, the public has proof of their professional qualification and an informed hiring decision can be made. Certification and licensing mechanisms can incentivize qualified professionals to offer their services, as their credential will allow them to stand out from their uncertified counterparts.

Proof of professional experience and education is commonly required for professionals to carry out electrical installation works. Different approaches exist across economies, however, with regards to licensing. Licenses can be issued by a dedicated public authority—for example, the Electrical and Mechanical Services Department in Jamaica—or the national regulatory body, as in the case of Uganda’s Electricity Regulatory Authority. Other economies rely on professional organizations or academic institutions to issue licenses. In Pakistan, electricians performing internal installations are required to be a member of the board of engineers, a professional body that regulates the engineering profession. In the Dominican Republic, licenses are issued by the Colegio Dominicano de Ingenieros Arquitectos y Agrimensores (CODIA, a national engineering association). In other economies, including Brunei Darussalam and Singapore, the utility is responsible for issuing certifications. Such cases are usually confined to smaller economies where the utility is vertically integrated and has broad national coverage.

The requirements to be certified as an electrician also vary widely across economies. In Malaysia, to carry out internal wiring works, one must be registered as a professional engineer and have at least three years of professional experience, have successfully completed the required courses as determined by the Board of Engineers Malaysia and have either undergone a professional assessment examination or be a member of the Institution of Engineers Malaysia.²⁰ In Germany, electrical contractors require a certification which they can only obtain through an *Ausbildung*, a program that combines an apprenticeship and education. While most economies measured by *Doing Business* mandate a minimum level of education to undertake internal wiring installations, about 30% of economies have no requirements at all—and many

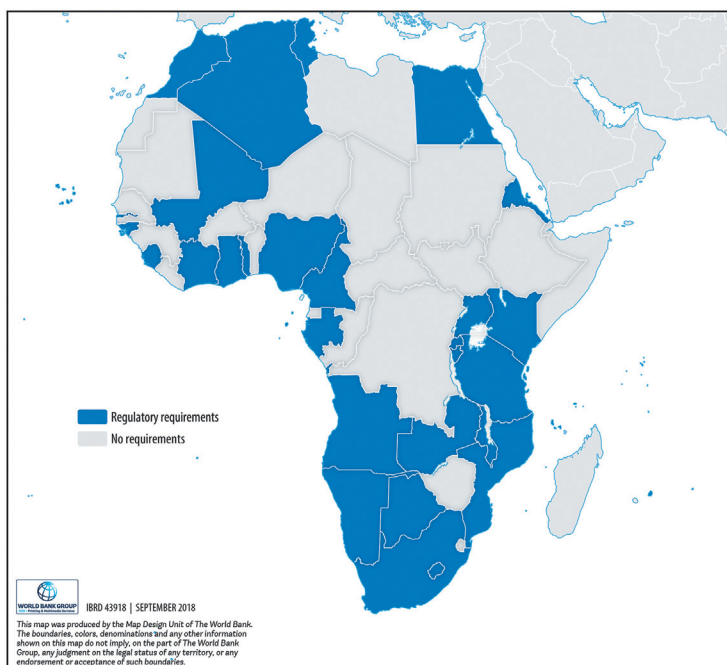
of these economies are in Sub-Saharan Africa (figure 4.2).

While entry into the electrical trade requires regulation, emphasis should also be placed on continuing participation. Many electricians are self-employed and are not associated with a professional body at the time they receive their trade license. As such, keeping them up to date on new regulation or technological changes can be challenging. Most companies lack the financial resources to offer formal training to their employees. In some economies, therefore, the onus is put on electricians to remain active to retain their license.

Hong Kong SAR, China, offers an extensive professional training program—the Continuing Professional Development (CPD) Scheme—in which all Registered

Electrical Workers (REWs) must participate to renew their registration. The training consists of two modules: (i) statutory requirements in electricity ordinance, wiring regulations and safety protocols; and (ii) dissemination of information on the design, maintenance and testing of electrical installations. The CPD Scheme requires REWs to complete the training, which is provided by various organizations and agencies, within the three years prior to the expiration of their registration.²¹ Similarly, in the United States, all licensed professional engineers in the state of California are required to obtain 32 hours of continuing education at an approved trainee school—or any federate or state apprenticeship program—every three years prior to the renewal of their license. Elsewhere, the private sector has taken an active role in organizing training programs to improve the qualifications of all construction professionals. The Korea

FIGURE 4.2 Many African economies lack professional norms to undertake internal wire works



Source: *Doing Business* database.

Note: Economies in blue have an electricity code (or set of regulations) that sets forth the professional qualifications (education and professional experience, for example) required to legally carry out a building’s internal wiring installation. Economies in grey have no such requirements.

Electric Association, for example, which is comprised of corporations that are engaged in electricity-related businesses, provides regular training programs taught by leading experts in the industry.

ENSURING THAT INTERNAL INSTALLATIONS ARE SAFE THROUGH MANDATED INSPECTIONS OR LIABILITY REGIMES

Regulatory compliance is as essential as the rules themselves. In 2009, a fire caused by ineffective grounding and aging cables destroyed the building of the Ministry of Foreign Affairs in Accra, Ghana. As is often the case in economies where there is a shortage of qualified engineers and a large informal sector, although regulation existed—Ghana’s National Wiring Code—it had not been observed. In Kenya, the informal sector, also known as *jua kali*, is extensively involved in the manufacturing sector. A study of electrical safety management in Kenya’s informal sector shows that most *jua kali* operators do not follow electrical safety regulations

and lack the appropriate equipment for electrical services.²²

Despite the information prescribed in electrical codes and other regulation, technical audits often reveal faults in design, installation and maintenance. Inspections provide an incentive to comply with regulation. Initial inspections—carried out before the facility becomes operational—can help identify and fix any nonconformity of the installation.²³ In economies where private sector electricians make the external connection to the network, nearly all require that the utility inspect the connection works ahead of the electricity turn-on. Similarly, in about 70% of economies covered by *Doing Business* inspections of a new building’s electrical wiring are compulsory.

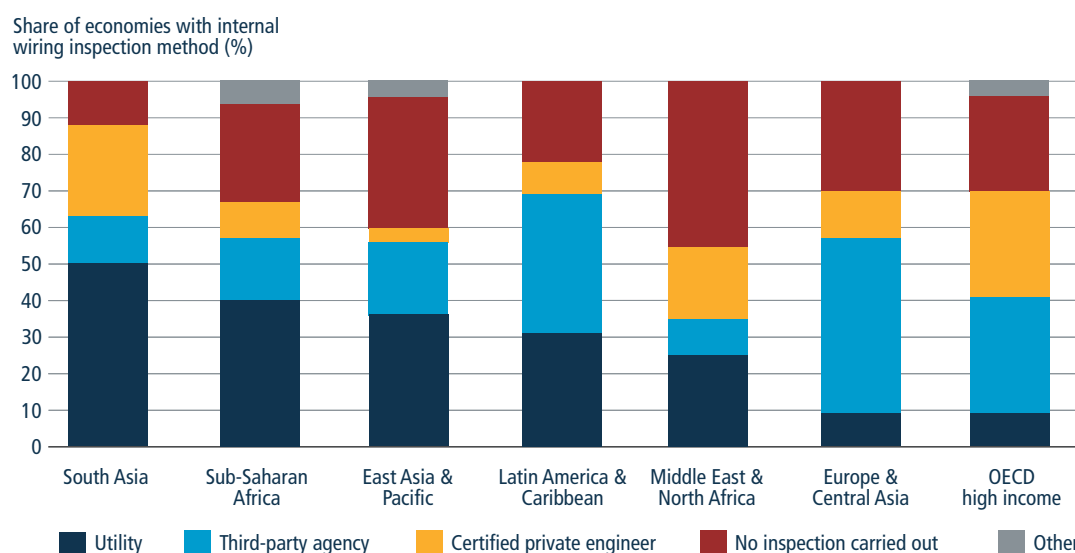
Inspections are typically carried out by the utility, a third-party agency or a certified electrical engineer (figure 4.3). Utilities perform this function in nearly 40% of economies where internal wiring inspections are required. In the United Arab Emirates, the Dubai Electricity and Water Authority (DEWA) checks the

internal wiring of the building to ensure compliance with the approved plans. Inspections approval is communicated internally within the utility, allowing DEWA to carry out the external electrical works immediately without the need for the customer to be present.

Third-party bodies carry out inspections in about one-third of economies with internal wiring inspection requirements. In Côte d’Ivoire, a public works institution, the Laboratoire du Bâtiment et des Travaux Publics (LBTP), is tasked with ensuring that all internal electrical installations comply with safety standards. To this end, an inspector examines various points on the installation—the grounding, the electrical panel, and so on. Clients can only apply for a new connection once the installation has been approved and a certificate of conformity has been issued.

In some economies, private certified electrical engineers provide internal wiring inspections. In Croatia, an internal wiring certificate must be submitted before the utility, Hrvatska Elektroprivreda (HEP), installs the meter. This certificate, which

FIGURE 4.3 Who conducts the inspection of the internal wiring installation prior to the electrification of a commercial building?



Source: *Doing Business* database.

proves that the electrical installation has been tested, can be prepared by the client's electrician, provided they have the required accreditation, or—in most cases—by a third-party firm if the electrician lacks the required accreditation. The utility issues a final connection approval once this documentation is deemed satisfactory.

Because the circumstances surrounding electrical failures vary significantly, blanket recommendations on internal wiring inspection schemes are unhelpful. Mandatory inspections may be advisable in economies with a history of faulty wiring incidents; however, a risk-based approach may be more applicable in economies where the electricity profession is well-regulated and qualification standards are enforced. Despite varied practices, one recommendation holds true across all economies: inspectors should receive adequate training and have relevant qualifications.

Beyond inspections, another way to ensure the safety of internal installations is to implement clear liability regimes, placing an added responsibility on electricians by holding them legally responsible when incidents occur. In the Philippines, for example, the Board of Electrical Engineers can suspend electrical engineers for unprofessional or dishonorable conduct. The law specifies the circumstances under which an electrical engineer can be suspended from professional practice (for example in the case of fraudulent documents). Also, in cases of wiring regulation violations, the law gives any person, firm or association the right to file charges resulting in the revocation of the electrical engineer's license.

The choice of whether to employ internal wiring inspections or liability regimes (or both) varies from economy to economy as it depends on myriad factors (such as existing regulation, the size of the informal sector or history of wiring incidents). In economies where the

electrician profession is well regulated, norms are respected and the informal sector is small, liability regimes may be sufficient to ensure public safety, provided there is an efficient court system to foster accountability. Internal wiring inspections for lower risk constructions may not be necessary, as is current practice in OECD high-income economies such as Germany and Sweden. These economies do not require internal wiring checks as all electricians (i) must undergo a rigorous professional certification process and (ii) are held legally responsible that the installations they carry out are up to code.

The reality in other economies, however, stands in stark contrast to that of the OECD high-income economies. Many economies lack the qualified professionals needed to impose strict qualification requirements, making the implementation of liability regimes more challenging. Even where the electrician profession is well regulated, unqualified professionals may still offer their services if the informal sector is large and law enforcement is weak. Many economies with these characteristics (rightfully) require that all internal wiring installations be inspected to avoid incidents.

REGULATION AND EFFICIENCY ARE NOT MUTUALLY EXCLUSIVE

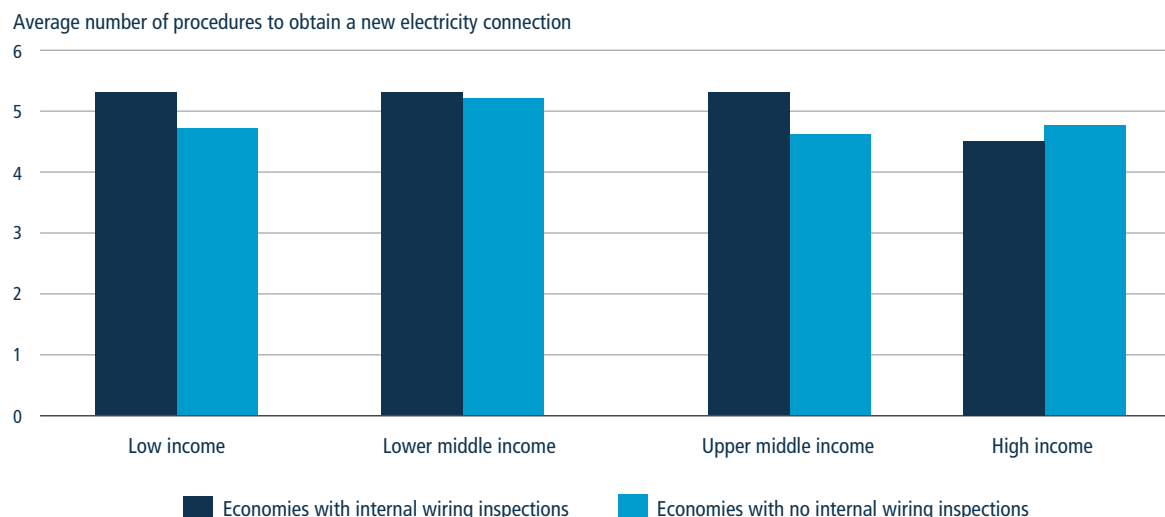
Electricity sector regulation is crucial. However, regulation should be designed to transfer the regulatory burden away from end-users. In Mauritania, the utility requires that all electrical materials bought on the private market—including the transformer—be checked by the utility before the private electrical contractor can build a sub-station; this adds time and interactions to the connection process. Alternatively, in Nigeria, materials must be purchased from accredited distributors, which sell transformers that already include a test certificate from the manufacturer.

Doing Business data reveal that economies that provide efficient grid connection services (as measured in terms of time or cost) also tend to have (i) clear legal standards stating the qualifications necessary to carry out the internal works and (ii) a requirement for an inspection of the internal installation. At the global level, those low-income economies that meet at least one of these two criteria connect businesses to the grid in about 25% less time on average. And across income groups, economies with an internal wiring inspection have, on average, lower connection times. “Smart” regulation does not need to come at the expense of an efficient connection process.

Dubai provides a good example of balancing efficiency and wiring compliance. To be certified by the Dubai Electricity and Water Authority (DEWA), practicing electrical engineers must pass the Municipality Exam for Electrical Installation. This requirement allows the utility to minimize the number of procedures needed to complete the process when the application is submitted without jeopardizing wiring safety standards. The internal wiring inspection is scheduled when the application to the utility is submitted through the utility's online portal by the customer's electrical contractor. Moreover, due to the standardization of internal wiring guidelines, the external connection works are commenced at the same time the inspection is carried out, with the results communicated internally within DEWA.

Doing Business data suggest that electricity services are in no way made worse where there is regulation that governs internal wiring inspections and qualifications. For example, there are fewer power outages, on average, in economies where an internal wiring inspection is necessary, which in turn may reduce the likelihood of faulty wiring defects. Moreover, across regions and income groups, there is no significant difference in the number of procedures—or even the connection time—in economies with internal wiring

FIGURE 4.4 The number of procedures to connect to the grid are similar across income groups whether an internal wiring inspection is required or not



Source: *Doing Business* database.

inspection requirements compared to those with none (figure 4.4).

CONCLUSION

Established standards for electrical materials, wiring installations and electricians are not only essential for public safety—they also make economic sense. Qualification requirements for professional electricians help individuals overcome the asymmetry of information they would otherwise face. Accreditation systems that focus on both experience and education are essential.

Aligning national norms with international standards can ensure regulatory coherence and facilitate the safe use of electricity. Regulation alone is not sufficient—compliance with the law is just as important. To this end, many economies have instituted inspection regimes for internal wiring installations. Other economies have put in place liability regimes so that the electricians carrying out the wiring installation are held accountable in the case of future incidents.

Doing Business data demonstrate that economies with efficient electrical connection processes tend to have clear legal standards and quality controls for new electrical connections. In other words, regulatory regimes that protect the public from electrical failure incidents also tend to deliver good services to businesses through an efficient grid connection process or a reliable network.

NOTES

This case study was written by Ahmad F. AlKhuzam, Jean Arlet, Viktoriya Ereshchenko and Silvia Carolina Lopez Rocha.

1. Le Republicain. 2017. "Violent incendie au grand marché de Bamako hier: Un mort et des centaines de magasins partis en fumée." December 13. <https://www.maliweb.net/societe/violent-incendie-grand-marche-de-bamako-hier-mort-centaines-de-magasins-partis-fumee-2721832.html>.
2. Jimenez 2017.
3. According to World Bank Enterprise Survey data, over 11% of business owners in developing economies perceive a lack of reliable electricity supply as their biggest obstacle, behind access to finance (15%), the informal sector (12%) and political instability (12%). For more information, see <http://www.enterprisesurveys.org>.
4. Geginat and Ramalho 2015.
5. Scott and others 2014.
6. Abeberese 2016.
7. Akerlof 1970.
8. Kapp 1950.
9. Campbell 2018.
10. Fire Protection Association of South Africa 2015.
11. International Copper Association Latin America. 2012. "El 70% de los incendios urbanos se debe a las malas instalaciones electricas." September 4. <http://programacasasegura.org/pe/2012/09/04/el-70-de-los-incendios-urbanos-se-debe-a-las-malas-instalaciones-electricas/>.
12. Asafu-Adjaye 2000.
13. Andersen and Dalgaard 2013.
14. Okafor 2012.
15. Doe and Asamoah 2014.
16. Rud 2012.
17. Akerlof 1970.
18. Wren-Lewis 2014.
19. Josias 2014.
20. For more information, see Board of Engineers Malaysia *Application for Registration as a Professional Engineer*. Available at <http://www.bem.org.my/documents/20181/43352/PENotes.pdf>.
21. For more information, see the *Continuing Professional Development Scheme for Registered Electrical Workers* of the Hong Kong SAR, China, Electrical and Mechanical Services Department. Available at https://www.emsd.gov.hk/en/electricity_safety/cpd_scheme_for_rew/index.html.
22. Mutai and others 2007.
23. Rangel, Queiroz and Oliveira 2015.



Trading Across Borders

Training for trade facilitation

- In today's globalized and highly digitalized trading environment, the ability of trade professionals to benefit from electronic systems largely depends on training and communication. In recent years, *Doing Business* has captured reforms that highlight the fundamental role played by education, training and communication in trade facilitation.
- Of the economies that implemented trade reforms as captured in *Doing Business 2019*, 85% regularly provide training to customs clearance officials.
- Training of customs clearance officials and customs brokers is positively associated with lower border and documentary compliance times.
- *Doing Business* data indicate that the average time required to clear customs (for both exports and imports) is 34% lower in economies where clearance officers receive regular training compared to those where no regular training is provided.
- Worldwide, organizing workshops is the most commonly-used channel of communication to convey changes in practice or regulations to customs officials and customs brokers.
- A majority of economies do not require a formal university degree to operate as a customs broker. However, brokers are required to obtain a license in 75% of economies measured by *Doing Business*.

Nearly a decade ago, the World Customs Organization (WCO) highlighted the importance of education for trade facilitation by advocating for knowledge-based services, training and capacity building. The World Trade Organization's (WTO) Trade Facilitation Agreement (TFA) that entered into force in February 2017 further emphasized the importance of these instruments in trade facilitation. The WCO foresaw that the effective use of information and tools—such as electronic platforms and risk-based inspections—by customs professionals would help economies reduce the time and costs associated with trading across borders.¹ In today's globalized and highly-digitalized trading environment, however, the ability of trade professionals to reap the benefits of these tools depends heavily on training and communication. Indeed, the WTO cites training as one of the most important elements in the successful implementation of trade facilitation measures.²

Cross-border trade is a complex endeavor. According to the United Nations Conference on Trade and Development (UNCTAD), the average international trade operation involves between 20 and 30 parties. Trading includes not only government actors such as customs and port authorities but also brokers, commercial banks, vendors, insurance companies and freight forwarders.³ Customs clearance officials and customs brokers are two of the most important parties involved in a typical international trade transaction. They have different but interconnected roles with regards to education, training and communication since they are the providers and users of customs services, respectively. While the customs clearance official is an employee of the customs administration who acts as a law enforcement officer, the customs broker is a third-party, private entity who deals directly with customs officials

on behalf of the exporter or importer. Customs officials perform several tasks on behalf of customs administrations including valuation, documentary checks, physical inspections of cargo and post-clearance audits. Customs brokers' duties include preparing trade documentation, ensuring the proper transfer of cargo as well as advising on exporting and importing requirements. Given these tasks, communication and training on new trade processes, as well as on IT developments, are critical.

Doing Business data show that education and training, together with communication with customs clearance officials and customs brokers, play an important role in the successful implementation of trade-related reforms. Education and training facilitate the implementation of new policies as well as the development of the specific skills or knowledge



required to make those policies operational.⁴ Training can target various staff levels—from senior to operational staff—and encompass different types of programs, including technical training on daily operations, training linked to the implementation of new processes or the training of new staff.⁵ Training can support the successful implementation of trade-related reforms by communicating relevant information about new programs and their requirements—simply knowing more about reforms could make government employees more likely to adopt them. Indeed, education and training are positively associated with reform implementation. Education and training can also improve communication, which is crucial for conveying pertinent information on new standards.⁶

A well-trained and educated workforce is equipped with the knowledge to perform their day-to-day duties as well as to increase the efficiency of the overall trade process. By developing workers' competencies and skills, training can act as a catalyst for improved organizational productivity.⁷ Morocco customs has been implementing a series of reforms in the area of human resources and communication since the 1990s. Together with the introduction of an online declaration system and strong anticorruption measures, an improved training system for customs personnel and new communications channels (including a customs intranet and public website) for both staff and the public have substantially improved the efficiency of the customs service. Indeed, improved customs efficiency was associated with a 7.7% increase in customs revenue between 1998 and 2002.⁸

THE ROLE OF GOVERNMENT IN EDUCATING AND COMMUNICATING CHANGE

Training policies typically require the support of the government to be successful, and training in customs is

Education, training and communication can support the successful implementation of trade-related regulatory reforms.

no exception. Since trade facilitation catalyzes economic growth, educating stakeholders to adopt trade reforms effectively should be a central government priority.⁹ Bangladesh has identified its top priorities for trade facilitation as capacity building activities at ports and customs offices as well as communicating with relevant actors to ensure the proper adoption of regulations.¹⁰

Education, training and communication can support the successful implementation of trade-related regulatory reforms (box 5.1). India has supported its ambitious reform agenda by providing regular training to both customs officials and private sector agents, as well as by establishing Customs Clearance Facilitation Committees which bring together actors involved in international trade at regular meetings. Similarly, the Islamic Republic of Iran has invested in training customs officials, setting up “expert pools” of customs officials with existing technical training who are responsible for electronic goods clearance, as assigned by the national single window.

Governments are tasked with designing and implementing their national trade facilitation programs. Because of this, they are often best placed to lead stakeholder education and communication strategies through their customs administrations and National Trade Facilitation Committees. They are also well positioned to provide standardized, harmonized training programs.¹¹ Furthermore, governments have a stake in educating service providers and users, since the effective implementation of trade reforms will ultimately boost trade volumes. Providing adequate training—especially to firms with limited trading

experience—can, for example, result in fewer errors when firms are completing customs documents, contributing to time savings and increased trade volumes.¹² Governments provide trade-related training to customs clearance officials in 98% of economies measured by *Doing Business* and to customs brokers in 87%.

Significant improvements to Bolivia's foreign trade regime in 1985 were systematically offset by administrative shortcomings including high levels of bureaucracy and opacity in the public service. To address these issues, starting in 1997 the government introduced a series of initiatives to strengthen public administration, including redesigning the customs administrative structure and implementing educational programs for customs officers. Of these initiatives, education-related policies had the greatest impact. The introduction of a new competitive selection model for customs officers, higher qualification requirements and technical evaluations through exams—as well as mandatory on-the-job training and a required minimum number of training hours—helped to further reduce customs clearance times. Furthermore, even while imports into Bolivia were declining, the effective tax rate increased,¹³ reflecting enhanced customs efficiency through corruption reduction and the implementation of new regulations.

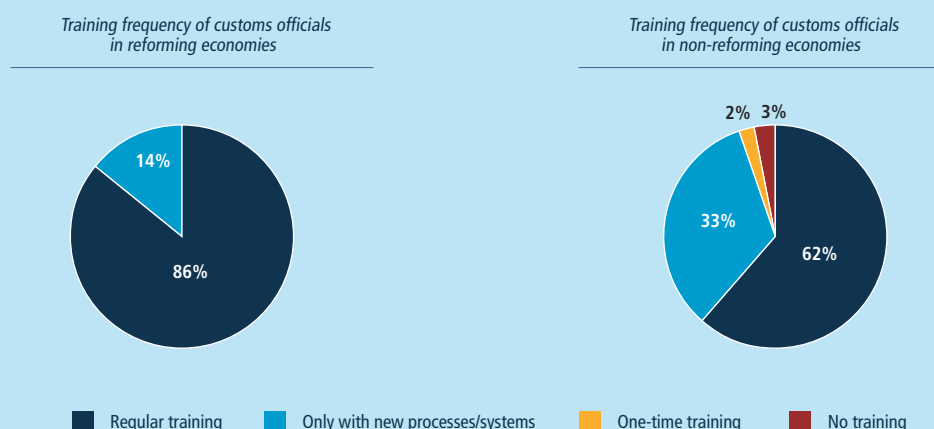
Governments use a variety of mechanisms to communicate changes in trade processes to customs officials and customs brokers. *Doing Business* data show that a workshop is the most commonly-used channel followed by disseminating information on a website (figure 5.1). Interestingly, 65% of

BOX 5.1 Promoting reform implementation through education, training and communication

In recent years *Doing Business* has captured reforms that underscore the fundamental role played by education, training and communication in international trade processes. These reforms target not only the qualifications of the customs workforce but also the training provided to government officials and private sector agents when implementing new reforms, conducting pilot tests or communicating changes.

Well-trained customs professionals are more likely to navigate new trade procedures effectively. *Doing Business* data show that the share of governments providing regular training (at least once a year) to customs clearance officials is significantly higher in economies where reforms were implemented than in economies where they were not. A decrease in the time to clear goods at the border in El Salvador, for example, was associated with the 2017 recruitment and training of customs clearance officers. A lack of trained customs officers had previously hampered clearance efficiency, despite the introduction of numerous trade reforms.

Customs officials are more likely to receive regular training in reforming economies

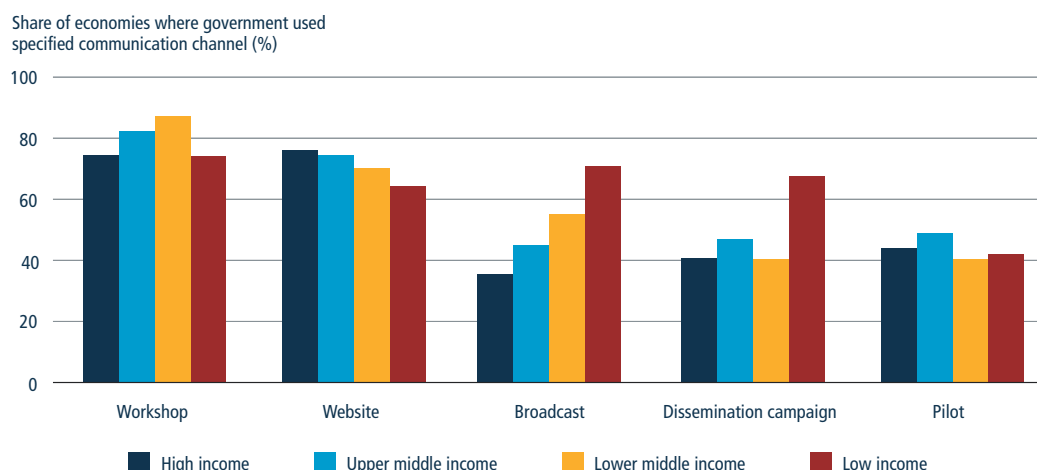


Source: *Doing Business* database.

Note: Reforming economies include 56 economies that implemented trade reforms in *Doing Business 2018* and *Doing Business 2019*. Non-reforming economies include 132 economies for which no reform was captured in *Doing Business 2018* or *Doing Business 2019*. "No practice" economies (Eritrea and the Republic of Yemen) are excluded from the sample. One-time training refers to providing training only once over the duration of service. Results hold when comparing economies within the same income group, with one exception in high-income economies; however, the difference is relatively small.

Training has been pivotal when introducing new electronic systems, such as customs management systems or national electronic single windows. *Doing Business* data show that many economies—including Afghanistan, Grenada and Jamaica in 2016, Cabo Verde and the Comoros in 2017 and Angola and Lesotho in 2018—have experienced reductions in the time to prepare documentation following training programs or pilot tests when implementing the Automated System for Customs Data (ASYCUDA) World, a customs data management system developed by UNCTAD. Brazil, Brunei Darussalam and Kenya also experienced positive results following the implementation of national electronic single window systems in 2017; by increasing awareness of the new platforms through training and seminars, they reduced documentary compliance time as measured by *Doing Business*.

A pilot test period, together with effective communication between government agencies, government officials and private sector agents, can also benefit reform implementation. The pilot period allows both for the testing and correction of a new system's functionality ahead of full implementation and deepens user knowledge of the new procedures. Pilot testing can also serve to mitigate resistance to change among public and private actors. The phased implementation of ASYCUDA in Angola (2017–18) and Lesotho (2015–18) provide good examples of successful pilot test periods. In both economies, ASYCUDA was initially launched as a pilot, allowing customs administrators the opportunity to test implementation issues and traders to get accustomed to the new system before its full launch. Subsequently, ASYCUDA has been used effectively in Angola and Lesotho, decreasing documentary compliance time for exports and imports in both economies.

FIGURE 5.1 Most economies use workshops to convey changes in trade practices or regulations to customs officials

Source: *Doing Business* database.

Note: An economy can use several channels of communication as listed above. Economies where no communication of change is available (the Syrian Arab Republic and Timor-Leste) are excluded from the sample. Dissemination campaign refers to the use of social media or billboards. Pilot refers to the use of small-scale experiments/tests to introduce changes. Broadcast refers to using television or radio transmission to relay changes.

low-income economies use websites—only slightly below the 76% rate of high-income economies—even though the Internet penetration rate in low-income economies is just 12% (compared to a rate of 82% in high-income economies). This figure can be attributed to the fact that customs officials and brokers typically have greater access to the Internet than the average citizen.

Although governments remain the most important source of capacity-building training for customs officials and brokers, opportunities also exist for private sector involvement. In 2011 Mozambique implemented the Janela Única Electrónica (JUE), an electronic single window system, to streamline and harmonize its customs procedures. The JUE is managed by a private company which provided technical training on its use to all agents involved in international trade to ease the migration from a physical to an online system. Training sessions included specific modules for customs officials, brokers, freight forwarders, shipping line representatives, port operators, port authorities and banks. Additional training is available when new processes are launched or upon request.

THE ROLE OF CUSTOMS CLEARANCE OFFICIALS IN INTERNATIONAL TRADE

While customs agencies traditionally have been responsible for revenue collection, border management and fraud prevention, they are now also expected to streamline clearance processes while ensuring border security. The new “dynamic” role of customs agencies demands that customs clearance officials maintain a high level of efficiency, knowledgeability and accountability, underscoring the need for well-educated customs personnel.

Education and training support the professional development of customs clearance officials. Such training provides an opportunity for customs agencies to emphasize the importance of integrity at work, deliver anti-corruption messages and promote the agency’s code of conduct.¹⁴ Customs employees should meet the educational requirements defined by customs authorities to qualify for and effectively perform the role of clearance official. For their part, governments should take advantage of training

programs offered by international organizations—both for newly recruited employees as well as for experienced customs officers and executives.¹⁵

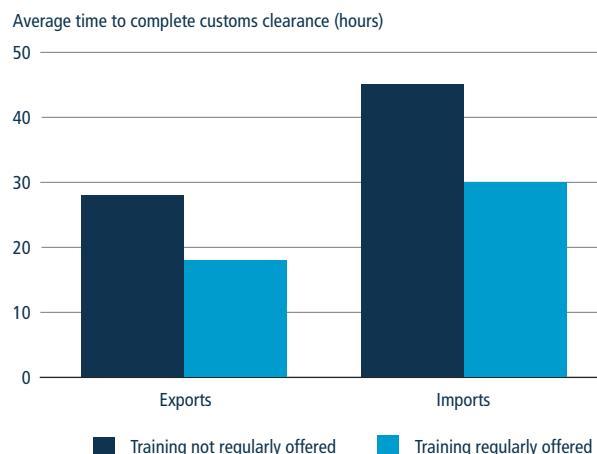
The future orientation of customs will require a transition toward a knowledge-based model.¹⁶ Greater investment in the education and skills development of clearance officials is important. The World Bank Group’s *Customs Modernization Handbook 2005*—which emphasized human resources management—identified the education and training of staff as the most important factor affecting customs performance, a view that has been reiterated by several recent studies.¹⁷ Education also improves the transferability of skills¹⁸ and is key to building technology absorption capacity.¹⁹

Providing regular training to customs clearance officials is positively related to customs efficiency. *Doing Business* data indicate that the average time required to clear customs (for both exports and imports) is about 34% lower in economies where clearance officers receive regular training compared to those where no regular training is provided

(figure 5.2). This trend holds in three of the income groups (upper middle income, lower middle income, and low income), but does not hold in high-income economies. Sub-Saharan Africa and the Middle East and North Africa are the two regions where the difference in clearance time is the most dramatic between economies where regular training is offered and where it is not. In Cabo Verde regular training of customs officials helped the country to successfully upgrade its automated customs data management system from ASYCUDA++ to ASYCUDA World in January 2016. Throughout 2016, Cabo Verde delivered training courses to customs officials, brokers and traders, enabling these actors to take full advantage of the new system, which reduced documentary compliance time by 24 hours for both exports and imports.

The Europe and Central Asia region has the highest share of economies that require a university degree to operate as a customs official (70%), followed by Sub-Saharan Africa (68%). At 29%, the OECD high-income group has the lowest share (figure 5.3). However, a comparison among regions of the average time for export clearance shows that requiring a college degree is not necessarily associated with better customs efficiency; many other variables impact the efficiency of customs procedures (such as technology, legal support, infrastructure, strong anti-corruption measures or membership in a trade agreement). Even though fewer OECD high-income economies require that customs officials have a university degree, candidates are required to complete customs clearance vocational training before their appointment. Furthermore, in economies in Sub-Saharan Africa where a university degree is not required, but regular training is provided to customs officials, the average customs clearance time for both exports and imports is approximately 44% lower than in those where a university degree is required, but no regular training is provided.

FIGURE 5.2 Economies that offer regular training for customs clearance officials have shorter customs clearance times than those that do not



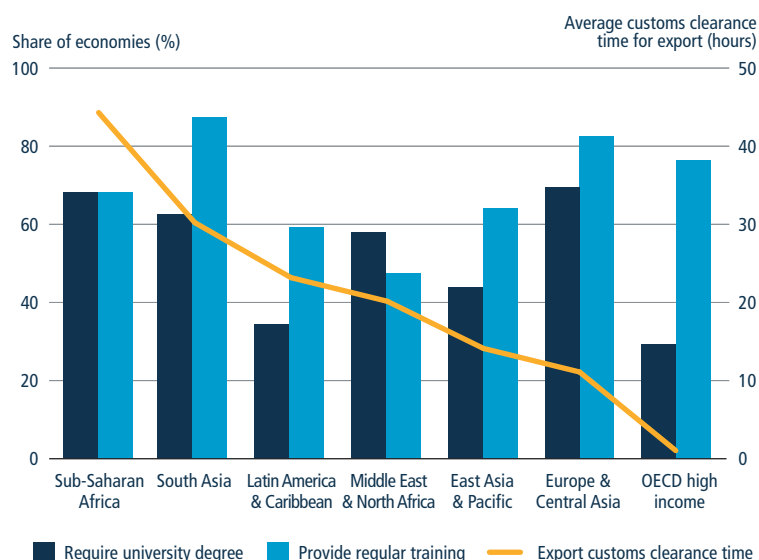
Source: Doing Business database.

Note: Doing Business identified 128 economies where regular training (defined as occurring more than once a year) is provided to customs clearance officials. Doing Business identified 58 economies where such training is not provided.

The experience of the Democratic Republic of Congo highlights the importance of training as well as communicating changes as catalysts to trade reform implementation in

Sub-Saharan Africa. In 2016, the country introduced a single window for trade, which began as a pilot. The following year the government continued the implementation of the single window,

FIGURE 5.3 Requiring customs officials to have a university degree is not necessarily associated with improved customs efficiency



Source: Doing Business database.

Note: The average customs clearance time for exports measures the number of hours needed to complete procedures required by customs authorities only and excludes the time for product-specific inspections such as phytosanitary or technical standard inspections. Regular training is defined as training provided at least once a year.

publishing information on new requirements on its website and providing training workshops to the private sector. The government also opened trade facilitation centers equipped with Internet-connected computers to assist and train users. By implementing the single window together with the accompanying training and communication, the Democratic Republic of Congo reduced document preparation time by 122 hours for exports and 42 hours for imports; border compliance time was also cut, by 219 hours for exports and 252 hours for imports.

THE CUSTOMS BROKER: THE LIAISON BETWEEN TRADERS AND OTHER ACTORS INVOLVED IN INTERNATIONAL TRADE

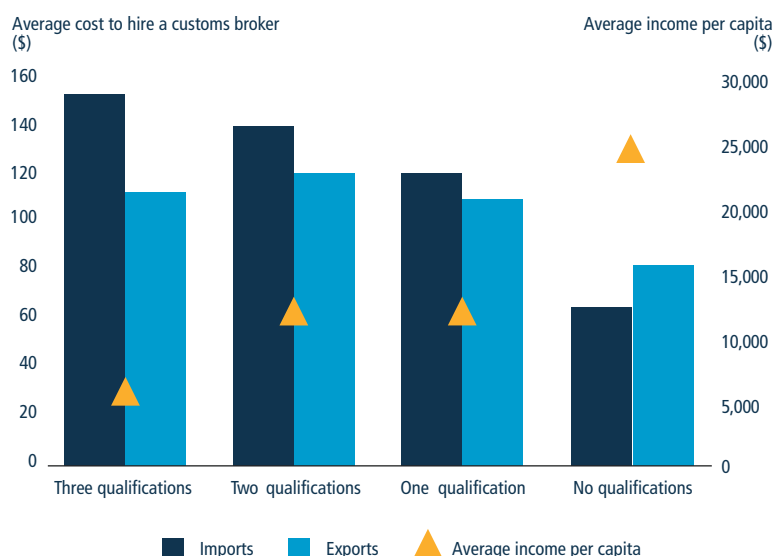
In 156 of the 190 economies measured by *Doing Business*, customs brokers act as intermediaries between traders and other parties involved in moving goods internationally. Of these, only 56 economies mandate the use of brokers by law. Customs brokers play a pivotal role thanks to their in-depth knowledge of the industry, customs laws, tariffs and regulations; often, brokers are the only channel through which producers can sell their goods internationally. By hiring an agent, firms gain access to international markets without incurring the up-front costs and risks associated with searching for new markets or negotiating deals.²⁰ These responsibilities are transferred to the broker, making the life of the trader easier.

Many economies require brokers to be licensed or to pass an official examination. Indeed, obtaining a license is the most common qualification for customs brokers; 75% of economies measured by *Doing Business* require brokers to be licensed. In the United States, U.S. Customs and Border Protection regulates customs brokers. Although there is

no requirement for brokers in the United States to have a university degree, they must be licensed; this requires passing a background check and an exam to demonstrate their understanding of the harmonization tariff schedule, federal regulations and customs electronic interfaces. Furthermore, the American Customs Association, an independent public intergovernmental organization, offers continued training to licensed customs brokers on recent changes in the law as well as updates in the electronic systems used by the trade community. Requirements in some economies go beyond licenses or education. To become a customs broker in the West African Economic and Monetary Union, for example, a petitioner must deposit a minimum of 25 million CFA francs (around \$44,500) with the customs administration as a financial guarantee in the case of errors or fraud.

The customs broker profession is evolving. Ongoing customs reforms, the Internet and e-commerce are prompting some customs brokers to offer more sophisticated services (advisory, for example) rather than merely filing documents for customs clearance.²¹ Brokers are expected to also support the interests of governments by ensuring compliance with regulations and payment of duties and taxes. It is not, therefore, surprising that many economies require more than one qualification (for example a license and an exam) to operate as a customs broker. In turn, data show that it is more expensive to hire more educated customs brokers, particularly for imports (figure 5.4). Furthermore, in economies that do not require any qualification, high income per capita is not necessarily associated with more expensive brokers; instead, in economies requiring more qualifications, even with lower income levels,

FIGURE 5.4 Customs brokers are more expensive in economies with greater qualifications requirements



Sources: *Doing Business* database; World Development Indicators database (<http://data.worldbank.org/data-catalog/world-development-indicators>), World Bank.

Note: *Doing Business* collects data on whether the following qualifications are required to operate as a customs broker: university degree, pass an official exam or obtain a license. "One qualification" means that only one of these qualifications is required; "three qualifications" means that a broker must have a university degree, pass an official exam and obtain a license. The average cost to hire a customs broker is calculated based on *Doing Business* data for 188 economies. Of these, 24 economies do not require any qualifications, 68 require one qualification, 68 require two qualifications and 28 require three qualifications. The "no practice" economies of Eritrea and the Republic of Yemen are excluded from the sample.

In 87% of economies measured by Doing Business, customs brokers participate in training programs organized by the customs administration.

it is costlier to hire customs brokers. Market segmentation in the customs brokerage profession may also explain the higher cost for brokers in economies with lower income per capita, where a few large companies control a substantial market share.

Requirements for licensing, examinations and training for customs brokers are fundamental, as a lack of these can lead to delays in the clearance process.²² The WCO recommends that any customs reforms or modernization be accompanied by the necessary training and sharing of information between governments and brokers. Furthermore, the International Trade and Customs Broker Association recommends the establishment of capacity-building initiatives for brokers through certification programs and examinations.²³ In 87% of economies

measured by *Doing Business*, customs brokers participate in training programs organized by the customs administration. Among economies where the customs administration offers training to customs brokers, 45% offer training only when new processes or systems are launched; 36% offer training on a regular basis (figure 5.5). *Doing Business* data indicate that the average time for documentary compliance is 41% lower in economies that offer training to customs brokers compared to those where training is not available. This suggests that training could be beneficial in terms of familiarizing brokers with new regulation that could enhance their efficiency in complying with documentary requirements.

CONCLUSION

Doing Business data show that educating customs officials and customs brokers through regular training is positively associated with lower border and documentary compliance times. Training is also related to the successful implementation of trade reforms. Indeed, most of the economies that implemented trade reforms as captured by *Doing Business* provide regular training to customs clearance officials.

Most economies do not require formal higher education to work as a customs clearance official or customs broker. However, many economies do require other types of qualifications, such as obtaining a license or passing exams, to serve as a broker. More educated customs brokers are more expensive to hire, particularly for imports. A majority of customs administrations offer regular training to customs officials. Interestingly, Europe and Central Asia and Sub-Saharan Africa are the two

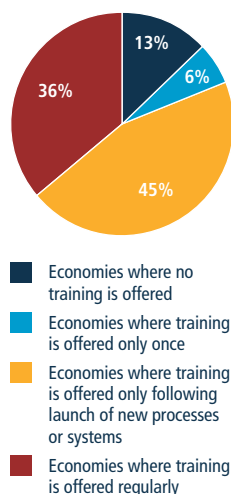
regions with the highest share of economies that require a university degree to operate as a customs clearance official, while the OECD high-income group has the lowest share of economies with this requirement. Economies in South Asia and Europe and Central Asia most commonly provide customs officials with regular training.

NOTES

This case study was written by Iryna Lagodna, Nuno Mendes dos Santos, Esperanza Pastor Nuñez de Castro, Tiffany (Rongpeng) Yang, Marilyne Youbi and Inés Zabalbeitia Múgica.

1. WCO 2008.
2. WTO 2015.
3. McLinden and others 2011.
4. Kroll and Moynihan 2015.
5. McLinden and others 2011.
6. Kroll and Moynihan 2015.
7. McKinnon and others 2017; Elnaga and Imran 2013.
8. De Wulf and Sokol 2005.
9. Hampson 2002.
10. Uzzaman and Abu Yusuf 2011.
11. Urciuoli 2016.
12. Volpe Martincus and Carballo 2010; Volpe Martincus, Carballo and Graziano 2015.
13. De Wulf and Sokol 2005.
14. De Wulf and Sokol 2005.
15. Examples of training programs include those offered by the World Customs Organization, such as the Virtual Customs Orientation Academy (VCOA), the CLiKCI Customs Learning and Knowledge Community and integrity development workshops. For more information, see the WCO's website at <http://www.wcoomd.org>. Similarly, the Inter-American Development Bank offers a course on Development of Management and Leadership Capacity for Customs Supervision and Control that can be taken online.
16. WCO 2008.
17. WTO 2015; Moisé 2013.
18. Winters 2004.
19. Abramovitz and David 1994.
20. Peng and York 2001.
21. WCO 2016.
22. WCO 2016.
23. Arvis and others 2011.

FIGURE 5.5 Most economies only provide training to customs brokers when new processes or systems are introduced



Source: *Doing Business* database.

Note: "Training is offered only once" is defined as providing training only once over the duration of service. The sample includes 183 economies.

Enforcing Contracts and Resolving Insolvency

Training and efficiency in the judicial system

A well-prepared and robust judiciary is fundamental to the rule of law. The training of judges facilitates the prompt resolution of trials and can lead to judicial decisions of higher quality. Training can also foster greater uniformity and predictability of decisions and can increase public confidence in the legal system's ability to deal effectively with specialized matters. Well-trained judges maintain the rule of law through enduring principles and predictable processes, while also responding to a rapidly changing society.

Ensuring that the judiciary can handle complex commercial cases efficiently is a fundamental aspect of any rule of law system. For that reason, specialized judicial education and training are critical to guaranteeing the efficiency and quality of court processes. The decisions of judges trained in basic economics, for example, are significantly less likely to be appealed than decisions made by their untrained counterparts.¹ Furthermore, judicial training can prevent ruling errors; courts where judges receive training show lower decision reversal rates.² Extensive literature assesses how the regulatory environment for contract enforcement and resolving insolvency affects a broad range of economic outcomes.³ Empirical research also supports the view that efficient contract enforcement is essential to economic development and sustained growth.⁴

THE CONCEPT OF JUDICIAL TRAINING

Despite the long history of courts, the training of judges is a relatively recent

phenomenon. The first specialized training schools were established in France, the Netherlands and the United States in the 1960s. Previously, it was believed that judges already had all the required knowledge and, therefore, would not benefit from additional or continuous training. In France judges received no training throughout their careers despite suffering from a poor public image as archaic and cut off from the world and society. After they publicly expressed their distress over their lack of preparation for the growing complexity of legislation, the French National School for the Judiciary was created in 1959.⁵

In recent years, efforts have been made—mainly by the European Union and national judicial schools meeting at international fora—to establish a set of common principles of judicial training (table 6.1). Although these principles are not recognized as international standards, they represent a first effort toward convergence by interested stakeholders.

As law and litigation have grown more complex in recent decades, the need



- Worldwide only 101 of the 190 economies measured by *Doing Business* have a specialized commercial jurisdiction in place; only 31 have a specialized court handling insolvency cases.
- Judicial training programs can improve judicial performance. Economies with training programs for judges on insolvency-related issues tend to perform better in the *Doing Business* resolving insolvency indicators.
- Judicial training is a key factor in the successful implementation and positive impact of regulatory reform governing commercial and insolvency court proceedings.
- Training formed a central part of the United Arab Emirates' strategy to modernize its judiciary and has been instrumental in the successful creation of specialized commercial courts, the introduction of electronic case management systems and the implementation of a new insolvency regime.
- Institutionalized training programs for judges in Indonesia supported the successful implementation of reforms establishing small claims courts and the successful adoption of new insolvency laws, decreasing the time to resolve insolvency cases.



TABLE 6.1 Principles of judicial training

Common principle	European Judicial Training Network principles	International Organization for Judicial Training principles
Judicial training is multidisciplinary and includes legal and non-legal knowledge, professional skills and values.	Judicial training is a multidisciplinary and practical type of training, essentially intended for the transmission of professional techniques and values complementary to legal education.	Acknowledging the complexity of the judicial role, judicial training should be multidisciplinary and include training in law, non-legal knowledge, skills, social context, values and ethics.
Judges need to receive initial training.	All judges should receive initial training before or on their appointment.	All members of the judiciary should receive training before or upon their appointment.
Continuous training is a right and responsibility for judges.	All judges should have the right to regular continuous training after appointment and throughout their careers and it is their responsibility to undertake it. They should have time for it as part of their working time. Every Member State should put in place systems that ensure judges are able to exercise this right and responsibility.	All members of the judiciary should also receive regular training throughout their careers. It is the right and the responsibility of all members of the judiciary to undertake training. Each member of the judiciary should have time to be involved in training as part of their judicial work.
Institutions responsible for judicial training should determine the content.	In accordance with the principles of judicial independence the design, content and delivery of judicial training are exclusively for national institutions responsible for judicial training to determine.	To preserve judicial independence, the judiciary and judicial training institutions should be responsible for the design, content, and delivery of judicial training.
Judges should train judges.	Training should primarily be delivered by judges who have been previously trained for this purpose.	Training should be judge-led and delivered primarily by members of the judiciary who have been trained for this purpose.
Adequate education techniques should be used.	Active and modern educational techniques should be given primacy in judicial training.	Judicial training should reflect best practices in professional and adult training program design. It should employ a wide range of up-to-date methodologies, involving new technologies, distance/online learning (complementary when appropriate) and electronic media.
Appropriate funding should be allocated.	Member States should provide national institutions responsible for judicial training with sufficient funding and other resources to achieve their aims and objectives.	All states should provide their institutions responsible for judicial training with sufficient funding and other resources to achieve their aims and objectives.
The senior judiciary should support training.	The highest judicial authorities should support judicial training.	Judicial leaders and the senior judiciary should support judicial training.

Sources: Adapted from European Judicial Training Network 2016 and International Organization for Judicial Training 2017.

for specialized judges has increased. However, just 101 of the 190 economies measured by *Doing Business* have a specialized commercial jurisdiction⁶ in place, and only 31 economies have a specialized bankruptcy court handling insolvency cases. Having a specialized commercial jurisdiction can result in shorter resolution times (figure 6.1).

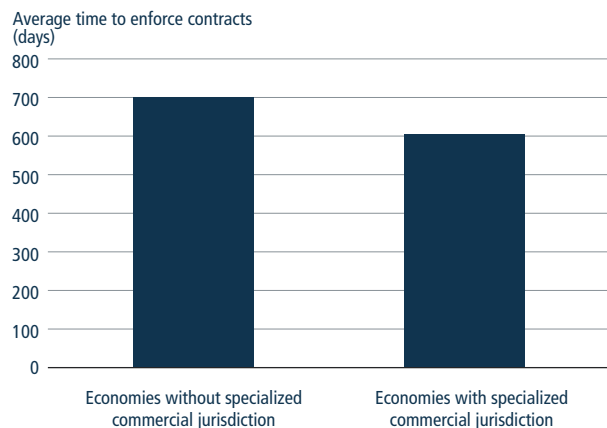
Specialized courts are created to handle complex legal issues in the areas of commercial, insolvency, securities or intellectual property law. Such courts require specialized judges with training in specific and complex procedures. In an ever-changing business world, judges' knowledge must be kept current on the rapidly-evolving business regulatory environment (box 6.1).

Bankruptcy cases, in particular, are complicated due to the demanding interests of the many stakeholders involved,⁷

including a large number and diverse type of creditors, insolvency representatives, practitioners and the debtor facing financial difficulties.⁸ Judges that

deal with these types of cases must be highly knowledgeable and develop particular skills (such as financial and accounting skills).⁹

FIGURE 6.1 Solving commercial disputes is 92 days faster in economies with a specialized commercial jurisdiction



Source: *Doing Business* database.

Note: The relationship is significant at the 5% level after controlling for income per capita.

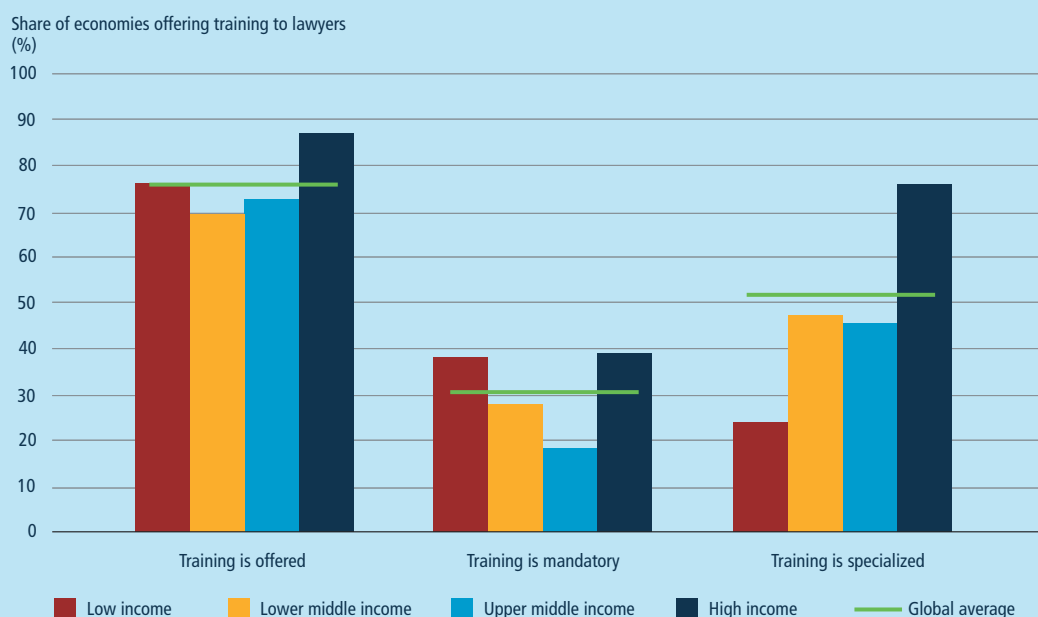
BOX 6.1 Facilitating investment through enhancing specialized training for lawyers and judges

Companies, corporate finance and capital markets are increasingly complex—they impact wages, financial stability and economic growth. Together with frequent legal and technological changes, this complexity creates obstacles for firms. Businesses must be able to rely on trained, certified professionals (such as accountants, attorneys and judges) to navigate these obstacles. The judiciary's function as a check and balance hinges upon its ability to maintain practical know-how.^a Regulatory uncertainty in new, complex areas of corporate law increases the risk for information asymmetry among market players. Judges are expected to stay current on the latest investment instruments. Guaranteeing minority investor protections against accrued risks, digital currencies or initial coin offerings^b are only several examples of the novelties to which legal professionals must adapt.

Given the multidisciplinary nature of business law—it intersects with economics, finance and accounting—specialized training for judges and legal practitioners can act as a critical, mitigating tool. Indeed, the capacity of judges to fairly and efficiently resolve economic disputes is a function of their knowledge of the law and the facts before them. Training can help improve both their understanding of the law and their ability to grapple with complicated financial or technological concepts.

There is a positive correlation between an economy's judicial capacity in commercial law and the quality of its business environment, court efficacy and public confidence.^c *Doing Business* data for 155 economies show that 120 economies offer training to practicing lawyers, but only 83 provide specialized training on commercial and corporate law. Nearly 76% of high-income economies offer specialized legal training to practicing lawyers while only 24% of low-income economies do.

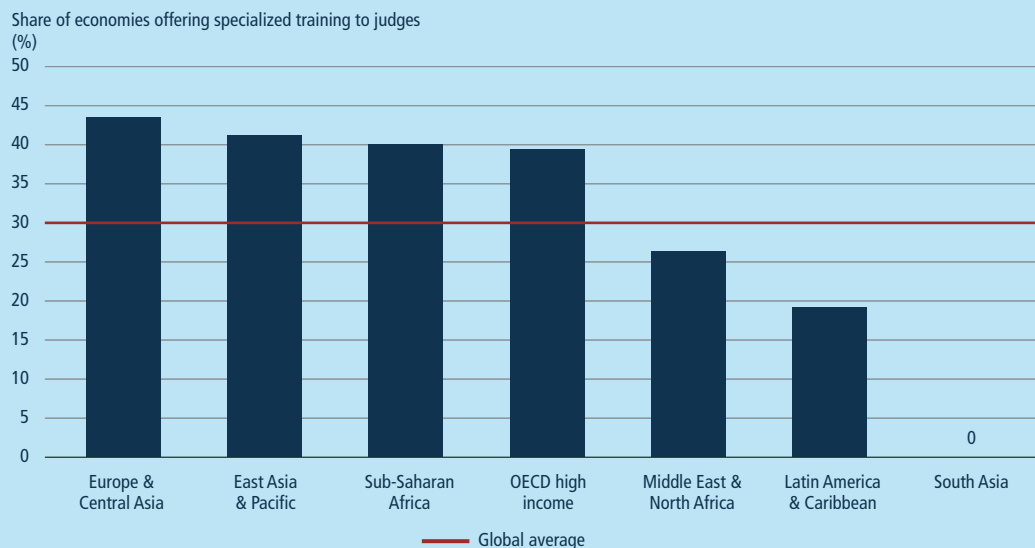
Mandatory training of lawyers is more common in low-income economies, but it is rarely specialized



Source: *Doing Business* database.

The requirements to become a judge vary widely across economies. In 10 economies, judicial candidates to courts adjudicating commercial disputes do not require a law degree (but must satisfy alternative requirements). Only 38 economies—including France, Peru and Madagascar—require that candidates have prior experience or specialized knowledge of business law, finance or capital markets. Specialized training on business, corporate law, finance or capital markets is offered to judges in only 55 economies. Among the main reasons for the lack of specialized training globally are court workload and a lack of targeted training directly applicable to the cases for adjudication.^d

continued

BOX 6.1 Facilitating investment through enhancing specialized training for lawyers and judges (*continued*)**About one-third of economies offer specialized training to judges**

Source: *Doing Business* database.

Justice systems should act as facilitators of investment and economic growth, not obstacles. *Doing Business* data suggest that specialized training of lawyers and judges is an area that could benefit from more attention and resources worldwide. Even where continuing training and education are offered, they are seldom mandatory or practical to the cases assigned and often exacerbate judges' lack of expertise. However, imposing standardized mandatory training is not an adequate solution. Setting minimum standards should not come at the cost of motivation. Instead, integrating training plans into annual judicial performance evaluations (or otherwise creating incentives to continue learning) are opportunities to enhance judicial systems' indirect but significant role in investment.

a. Palumbo and others 2013; Lorizio and Gurrieri 2014; Magnuson and others 2014.

b. Initial coin offerings are an alternative way of raising capital through the sale of virtual coins or tokens. New businesses can create and sell their own virtual currencies without selling stocks.

c. For more on the EBRD's Core Principles for Commercial Law Judicial Training in Transition Countries, see www.ebrd.com/documents/legal-reform/core-principles-for-commercial-law-judicial-training.pdf.

d. European Parliament 2017.

Accumulating job-specific human capital in handling insolvency cases vis-à-vis the general legal knowledge of judges has an outsized effect on bankruptcy outcomes by significantly reducing the duration of the insolvency procedure and achieving more reliable results.¹⁰ To successfully carry out a reorganization proceeding, for example, a judge must demonstrate sound accounting and financial skills; therefore, insolvency judges should be designated on their merit and ability to fully understand the financial situation of the debtor, a skill

that is not characteristic of an ordinary commercial judge.¹¹ In France, insolvency judges, as a rule, have a good understanding of how the business operates, which ensures a more active involvement of the judges in the hearings and evidentiary stage.¹² Insolvency training of the judiciary has a broader impact on the successful implementation of regulatory reforms. By providing quality-based training to judges after insolvency reforms have passed, the system is significantly more likely to operationalize regulatory changes.

REGULATORY REFORM, TRAINING OF JUDGES AND JUDICIAL EFFICIENCY GO HAND IN HAND

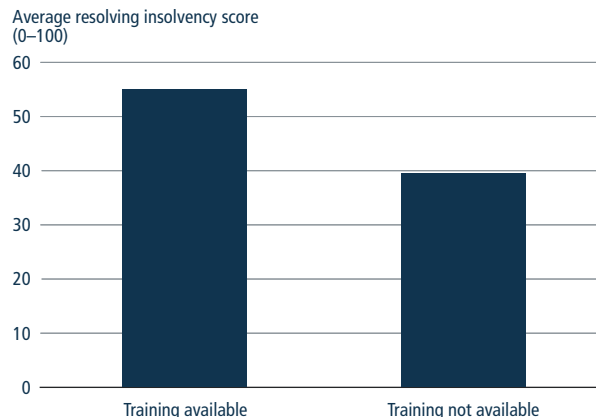
Judicial training programs can improve judicial performance. Specialized training and continuous learning on insolvency law and practice allow the competent judge to make better, more informed decisions, taking into account elements such as the financial well-being and viability of a debtor's business, the effect of the procedures

on the contracts and assets of the debtor, and so on. Economies with training programs for judges score better and are closer to the best regulatory practice as measured by the *Doing Business* resolving insolvency indicators (figure 6.2).

Training can act as an essential conduit for the introduction of new laws, methods and practices to the judiciary.¹³ Training can, in effect, make the decisions of judges more predictable. By providing all judges with the same information and knowledge on a particular regulatory reform, they will be more likely to interpret the new rules similarly, resulting in more coordinated, uniform decisions. Chile adopted a new insolvency law in 2014 that specifically required insolvency law training for civil judges dealing with insolvency proceedings; the law also mandated that appellate courts adopt measures to guarantee the law's successful implementation. Since then, judges nationwide have been trained on the new insolvency law and the time to resolve insolvency proceedings has decreased in Santiago. Furthermore, as captured by *Doing Business 2018*, the time to complete a liquidation procedure after an attempt at reorganization fell from 3.2 to two years. *Doing Business* data show a positive association between resolving insolvency reforms and training programs (figure 6.3). Indeed, among economies with the same income per capita, economies with training programs are 11% more likely to have reformed in this area in *Doing Business 2019*.

The cases of Indonesia and the United Arab Emirates provide two examples of economies where training programs have supported the implementation of reforms in the areas of commercial litigation and insolvency. Both countries recently introduced regulatory changes that made it easier to enforce contracts and to resolve insolvency as measured by *Doing Business*, but they also adopted robust training frameworks for judges which contributed to the successful implementation of these reforms.

FIGURE 6.2 There is a positive association between economies with training programs and a higher resolving insolvency score



Source: *Doing Business* database.

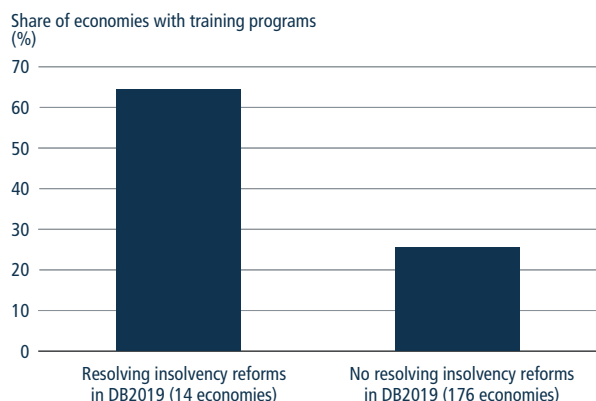
Note: The relationship is significant at the 5% level after controlling for income per capita.

United Arab Emirates

The United Arab Emirates has been modernizing and improving the quality and efficiency of its judicial system since the early 1990s. The country has effectively redesigned the architecture of its judicial system by implementing court management techniques, adopting new technologies and professionalizing judicial officers within the courts. These efforts have had transformative and

positive effects on the judicial system as a whole, but also in the areas of commercial litigation and insolvency specifically. Judicial training has played a fundamental role in boosting the effectiveness of structural reforms, particularly the creation of specialized commercial courts in 2008, the implementation of an electronic case management system in 2014 and the adoption of a new insolvency regime in 2016. Targeted and continuous

FIGURE 6.3 Economies with training programs are more likely to have reformed in *Doing Business 2019* in the area of resolving insolvency



Source: *Doing Business* database.

Note: Nine of the 14 economies that reformed in the area of resolving insolvency in 2017/18 have training programs on insolvency law. These economies are Belgium, Djibouti, the Arab Republic of Egypt, Kenya, the Kyrgyz Republic, Malaysia, Pakistan, Rwanda and Turkey. The relationship is significant at the 1% level after controlling for income per capita.

Training can act as an essential conduit for the introduction of new laws, methods and practices to the judiciary.

training has allowed judges to put legislative reforms into practice and to use new case management tools to reduce delays and improve the quality of their decisions.

Although training of judicial officers has been an integral part of the strategy to modernize the judiciary since the 1990s, it was formally introduced as a fundamental component in the systems of appointment, performance measurement, incentives and promotion for judges with the Dubai Judicial Authority Law of 2016. The law stipulates that prospective judges must pass a training course before their appointment and that they must attend an orientation before sitting on the bench. Additionally, judges' promotions are linked to their completion of training programs (they are required to attend a minimum number of training programs each year). Indeed, there is a positive association between the accuracy of judgments—understood as the percentage of cases upheld as opposed to the cases overturned or amended by the appellate court—and the number of trainees following the formal inclusion of training in the United Arab Emirates' judicial authority law (figure 6.4).

Under the direction of the Judicial Council, the general strategy for providing judicial training in the United Arab Emirates is guided by existing needs and the requirements of the judicial inspections done on individual judges. Training is provided by the Dubai Judicial Institute, a dedicated institution for judicial training. The institute offers continuous and specialized training in diverse topics such as legal awareness, Islamic economics and Judicial Council leadership as well as customized training programs. Also, all commercial court judges receive training on every legal reform or new court

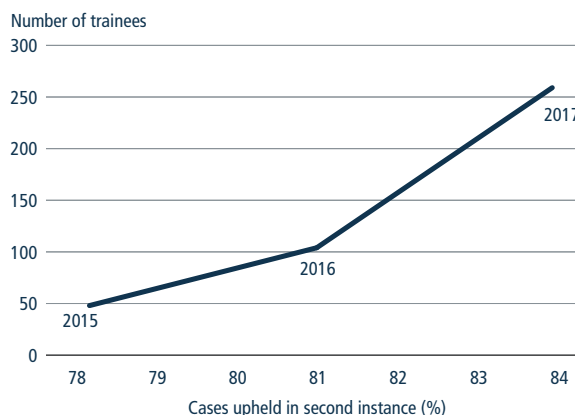
system implemented within 12 months of the enactment of the reform. Training is also offered in the form of workshops in cooperation with other national and international public institutions and programs funded and provided directly by the courts. Monitoring and evaluation are part of the training system; the Dubai Judicial Institute and the Human Resources Department for the courts measure the impact of every training three months after completion.

Judicial training has played a fundamental role in the United Arab Emirates in the effective implementation of regulatory reforms to improve judicial efficiency and quality in commercial litigation. A commercial court was established in 2008 among six specialized courts.¹⁴ Different circuits were created within the court to hear disputes related to commercial contracts, bankruptcy, intellectual property, banking, commercial companies, exclusive distribution licenses and maritime issues. Judges in each circuit received technical training on

these matters. This training has resulted in faster resolution times, lower appeal rates and higher-quality judgments. During the past 3-4 years, around 35% of first instance judgments were appealed and, of these decisions, the appellate court upheld 87-89%.¹⁵ These results suggest that the vast majority of the decisions taken by the commercial court were high-quality decisions in the first place.

The United Arab Emirates also invested resources in providing comprehensive training for judges on new technology. In 2014 Dubai Courts adopted a new case management system and established a Case Management Office in every court to aid the flow of cases and expedite the trial process. A Smart Petitions mobile application also facilitated the filing of petitions, court document submission and payment of court fees. High-quality training allowed these new systems to be used effectively. Following the implementation of these reforms at the commercial court, average resolution times declined. From 2014 to 2018, the average time for filing the case, going through the legal process and obtaining the final judgment decreased from 380 to 351 days. By learning how to use the online case management system, many judges stopped relying on clerks to check and print documents for the case and, by

FIGURE 6.4 The higher the number of trainees, the more accurate the judgments



Source: Dubai 2016; Dubai 2017.

Note: Accuracy of judgments is the percentage of cases upheld as opposed to the cases overturned or amended by the appellate court.

the end of 2017, more than 300,000 petitions had been electronically submitted and processed by Dubai Courts.

Specialized training for judges on insolvency procedures was essential for the United Arab Emirates to realize the full benefits of its new insolvency law. Seeking to create a robust legal insolvency framework, the United Arab Emirates adopted a new insolvency law in 2016 that introduced a reorganization procedure and replaced an outdated regime. The adequate application of new insolvency procedures required active court involvement; judges needed relevant bankruptcy experience and training to carry out this role effectively. Judges have been receiving training since the enactment of the law. In 2017 bankruptcy judges participated in two workshops on the new law—one, for 27 bankruptcy judges, was delivered by the Judicial Institute and the other, for 31 judges, was delivered by the U.S. Department of Justice. Senior judges provided additional training programs and workshops.

After several years of promoting a coherent system for judicial training, the United Arab Emirates is experiencing improvements in court efficiency and quality of decisions. Judges are embracing a culture of continuous learning and development, which allows them to acquire specialized skills.

Indonesia

Shaken by the impact of the 1997 Asian financial crisis, Indonesia has worked continuously to improve its commercial regulatory framework. With the assistance of the IMF, the government has focused on bringing commercial sophistication to the courts, including through training.¹⁶ The independence of the judicial system was strengthened in 1999 with the adoption of the so-called “one roof” approach which was implemented following the transfer of administrative control over the courts from the executive branch to the judiciary; fundamental changes were also made to

the organization of judicial training.¹⁷ In 2003 the Supreme Court assumed the authority to provide judicial training and became the primary counterpart for international assistance on judicial reform.¹⁸ Within the Supreme Court, the Judicial Training Center (JTC) evolved to be the central unit responsible for developing and organizing judicial training.¹⁹

The JTC exercises its mandate by operating three separate training programs: integrated initial judicial training, continuing judicial education and certification training.²⁰ The two-year integrated initial judicial training program, for judge candidates, includes a combination of courses and an internship. The continuing judicial education program, which provides supplementary training for judges who have worked for 1-5 years and 6-10 years, is organized based on training needs. The certification training program is designed for ad-hoc judges and judges serving in special courts and covers specific issues such as, for example, mediation, commercial disputes and fisheries.

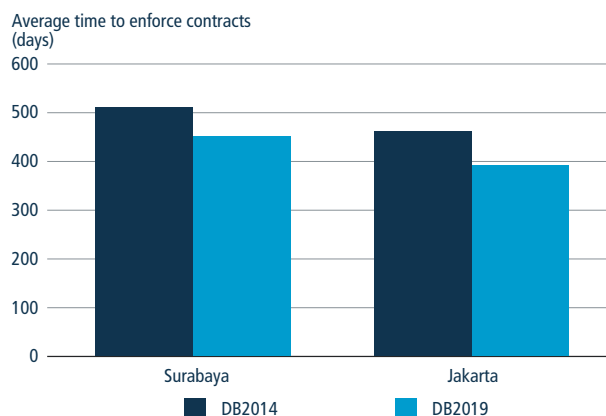
The emphasis on training has spilled over to other areas of Indonesia’s legal system. Reforms to improve judicial efficiency were implemented by the Supreme Court, including organizational

restructuring, improved work procedures, human resource development, new working groups and a new judicial training center, all of which contributed to reducing the number of unresolved cases from 20,314 in 2004 to 11,479 in 2009.²¹ A significant milestone was reached in 2015 when Indonesia introduced a dedicated procedure for small claims that allows for parties’ self-representation.²² Based on the established small claims procedure, the JTC also developed a five-day small claims court training for judges on efficient case administration. This training resulted in a marked increase in the clearance rate for small claims, from 79% in 2015 to 88% in 2016.²³

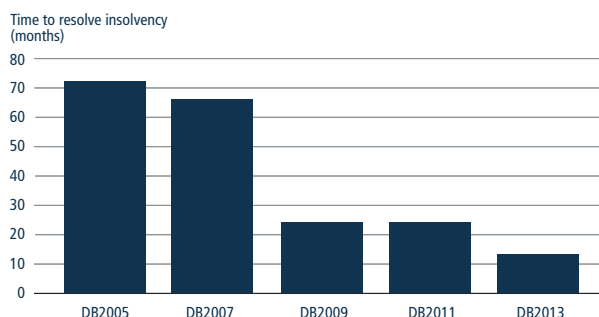
Judicial reform and the development of judicial training in Indonesia are also reflected in the *Doing Business* data, which show a decrease in the time to resolve a commercial dispute through a local first-instance court, both in Jakarta and Surabaya (figure 6.5).

In the area of resolving insolvency, Indonesia’s 2004 insolvency law²⁴ included an explicit training provision for prospective judges.²⁵ Training was also provided for existing commercial court judges with jurisdiction over insolvency cases.²⁶ As the judges’ expertise

FIGURE 6.5 The time to resolve a commercial dispute through a local first-instance court decreased in both Jakarta and Surabaya



Source: *Doing Business* database.

FIGURE 6.6 The time to resolve insolvency of SMEs has steadily decreased in Jakarta

Source: *Doing Business* database.

Note: The time to resolve insolvency of SMEs in Jakarta as measured by *Doing Business* has remained 13 months since 2012.

increased, so did the performance of the courts, as evidenced by their swift adjudication of cases.²⁷ The latter is also corroborated by *Doing Business* data. The time to resolve insolvency of small and medium-size enterprises (SMEs), for example, has steadily fallen in Jakarta, from 72 months in 2004 to 13 months in 2012, where it has remained ever since (figure 6.6). Furthermore, although the number of incoming reorganization cases in Jakarta more than doubled—from 66 applications in 2012 to 146 in 2016—the Commercial Court of Central Jakarta continued to consider them at the same pace: 55 closed cases in 2012 compared to 118 in 2016.²⁸

Although Indonesia has established an impressive judicial training program, there is room for improvement in terms of the quality of its judicial services. Given the high rotation rate in the judiciary, training programs may require further development. Nonetheless, the focus of the Indonesian government on judicial training is visible, as is the economy's improvements across the *Doing Business* metrics.

CONCLUSION

Businesses must be able to operate knowing that, if a problem arises, they

can rely on the court system to resolve their case in a timely fashion, with a competent judge correctly interpreting and implementing the law. Judges should be well-trained professionals that enjoy the confidence of the business community and society—and that requires a training framework which enables judges to receive comprehensive and continuous training.

Economies worldwide have adopted effective training frameworks for judges. The United Arab Emirates has been particularly active in promoting a coherent system for judicial training with impressive results in court efficiency and quality of decisions. Indonesia's efforts to train judges following judicial reform bore positive results through a substantial decrease in court backlogs and insolvency case resolution times.

Continuous and comprehensive judicial and court staff training is not, however, the norm in many economies. As evidenced by *Doing Business* data, the education and skills of court staff—including clerks, registrars and bailiffs—are often disregarded in national training programs in the justice sector, but they are no less important to ensure efficiency and quality in the courts.

NOTES

This case study was written by Najah Nina Dannaoui, Maksym Iavorskyi, Herve Kaddoura, Klaus Koch-Saldarriaga, Joseph Antoine Lemoine, Tiziana Londero, Raman Maroz, Madwa-Nika Phanord-Cadet, Marion Pinto, María Antonia Quesada Gámez and María Adelaida Vélez Posada.

1. Baye and Wright 2011.
2. Nees 2007.
3. See Dam 2006; Trebilcock and Leng 2006; Mitman 2016.
4. Esposito, Lanau and Pompe 2014; Ahsan 2013; Laeven and Woodruff 2007.
5. For more information on the *École Nationale de la Magistrature*, see <https://www.enm.justice.fr>.
6. A specialized commercial jurisdiction is established by setting up a dedicated stand-alone court, a specialized commercial section within an existing court or specialized judges within a general civil court.
7. UNCITRAL 2001.
8. Rachlinski, Guthrie and Wistrich 2006.
9. Rachlinski, Guthrie and Wistrich 2006.
10. Iverson and others 2018.
11. UNCITRAL 2001.
12. For more on the perspective of insolvency judges, see Broude and others 2002.
13. Broude and others 2002.
14. Dubai, Dubai Courts 2008.
15. Dubai, Dubai Courts 2008.
16. Tomasic 2013.
17. HRRC 2014.
18. Cox, Duituturaga and Sholikin 2012.
19. In addition to these tasks, the Judicial Training Center is responsible for administrative and management training within the judiciary.
20. Indonesia, Supreme Court 2012.
21. Men Yon and Hearn 2016.
22. These data are from the *Doing Business* database. For more information see <http://www.doingbusiness.org/Reforms/Overview/Economy/indonesia>.
23. The clearance rate is the number of decided cases as a share of incoming cases. The calculations are based on the data provided by the Commercial Court of Central Jakarta. For more information see <http://pn-jakartapusat.go.id/>.
24. Indonesia's insolvency law is Law No. 37 of 2004 on Bankruptcy and Suspension of Obligation for Payment of Debts.
25. The training provision for judges can be found in Article 302 of Law No. 37 of 2004 on Bankruptcy and Suspension of Obligation for Payment of Debts.
26. Indonesia, Supreme Court 2008; Indonesia, Supreme Court 2011.
27. Bedner 2008.
28. These data are from the Commercial Court of Central Jakarta database. For more information see <http://pn-jakartapusat.go.id/>.

Annex: Labor Market Regulation

Trends from Doing Business data

Every economy in the world has a system of laws and regulations that mediates the relationship between employees, employers, trade unions and the government. On the one hand, labor market regulation protects workers from unfair treatment and brings a degree of predictability to contracting; on the other, labor markets may not operate efficiently if overregulated, resulting in productivity and employment losses.¹

The question of how economies can design efficient labor policies—that increase employment and productivity without compromising employment protection—has been the subject of intense debate.² The challenge for governments is to set labor policies on an efficiency range, or “plateau,” while avoiding distortionary interventions, or “cliffs,” which could undermine job creation through rigid policies or leave workers wholly unprotected as a result of excessively flexible ones.³ Denmark’s “flexicurity” model has been widely studied because it provides employee protections while maintaining labor market flexibility.⁴ Many economies that enact more flexible regulation, however, fail to make adequate investments to get the unemployed back into work.

Without adequate social protection and active labor market policies—job assistance programs provided by the state, for example—workers are at the mercy of the employment contract. For firms, this can be equally challenging: instead of focusing on their business, they are faced with the burden of protecting their employees.

For employees, such protection is not always reliable and, furthermore, it only covers those in formal employment—everyone else is left unprotected. To extend protection to all, while easing the burden on firms, policy makers should consider enacting national labor policies that provide universal protection, instead of firm-based arrangements.⁵

By measuring elements of labor market regulation—hiring, working hours, redundancy rules and cost—as well as aspects of job quality (the availability of unemployment protection and sick leave, for example), *Doing Business* offers a rich dataset of 43 indicators for policy makers to learn from the labor market regulatory experience of 190 economies worldwide. The dataset can be used by governments, employers and researchers to measure excessive or insufficient labor market intervention and investigate the state of social protection in their economies. A researcher could use *Doing Business* data, for example, to determine whether there is a relationship between the flexibility of an economy’s employment regulations



- Given the changing dynamics of work, assessing the right level of regulatory intervention in the labor market is critical. *Doing Business* measures some key aspects of labor market laws and regulations.
- *Doing Business* data show that flexible labor regulation is associated with a higher number of newly registered companies.
- In economies with a cumbersome labor regulatory framework, a larger share of firms rely on temporary workers as a share of total workers.
- Low-income economies are among those with the highest severance pay upon dismissal. These economies also have the lowest incidence of unemployment protection schemes.
- National training funds are available in two-thirds of economies globally, the majority of which are in the OECD high-income group.



and the number of newly registered companies (figure 7.1). Such findings are in line with earlier research showing that stringent labor market regulation coupled with burdensome regulations on entrepreneurial activity is negatively correlated with the entry of new small firms.⁶

Faced with cumbersome labor laws that result in complex hiring procedures, stringent working hours or high redundancy costs, new businesses may choose to employ workers informally, effectively joining the informal economy.⁷ The existence of a large informal sector in developing economies is one of the central factors undermining productivity and economic development.⁸ In Sub-Saharan Africa, informality remained at an average of 75% of total employment from 2000 to 2016.⁹ In Nepal, 98% of employment is informal.¹⁰

Unequivocally, the reach and impact of improvements in labor market regulation in economies with higher levels of informality will not be the same as in

economies with lower levels of informality. Nonetheless, research shows that informality is more prevalent in economies with more cumbersome entry regulations and rigid labor laws.¹¹ Therefore, care should be exercised when designing labor market policies to avoid a further increase in the level of informality as a result of rigid labor laws that constrain firm growth. *Doing Business* data show that there is an association between economies with more flexible labor regulation and a higher number of newly registered businesses. Even formally-established companies may choose to under-hire permanent employees or increase temporary workers when faced with strict regulation governing hiring and redundancy.

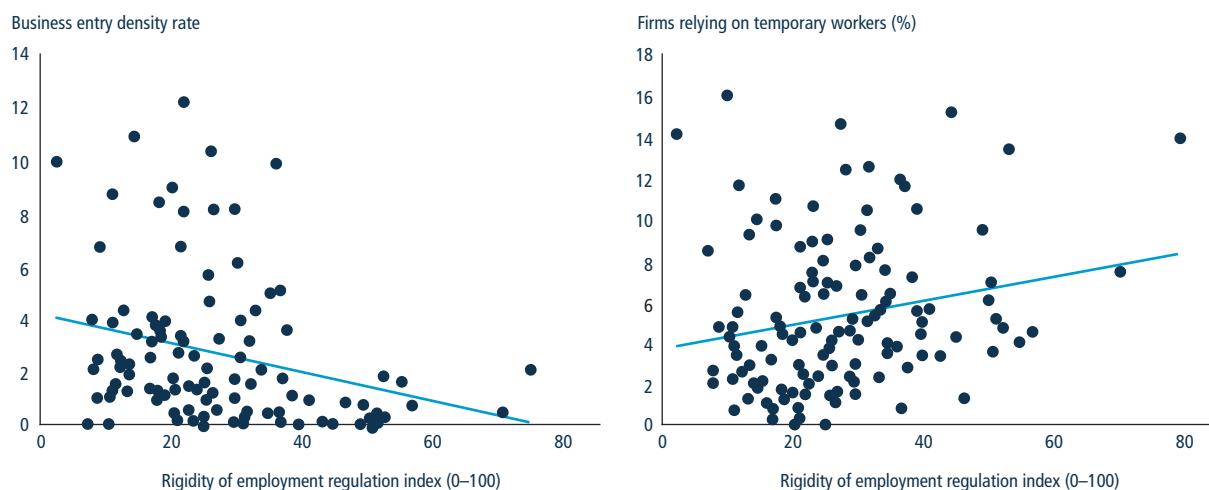
Firm-level data also show that where labor market regulation is less flexible,

more firms rely on temporary workers as a share of total workers. Conversely, lower labor costs could give more hiring space to start-ups, particularly in times of economic downturn or production shifts.¹² These findings suggest that stringent labor regulation is related to an increase in temporary employment relative to permanent employment. Sub-Saharan Africa is the region with the highest proportion of firms that rely on temporary workers as a share of total workers, followed by South Asia and East Asia and the Pacific.¹³ Understanding these linkages and their consequences is important, given that entrepreneurial activity and job creation play a crucial role in poverty reduction and sustainable development.¹⁴

Stringent employment protection can also cause employers to create fewer

Sub-Saharan Africa is the region with the highest proportion of firms that rely on temporary workers as a share of total workers, followed by South Asia and East Asia and the Pacific.

FIGURE 7.1 Stringent labor regulation is associated with fewer newly registered companies and a greater number of firms relying on temporary workers



Sources: *Doing Business* database; Entrepreneurship database (<http://www.doingbusiness.org/data/exploretopics/entrepreneurship>), World Bank; Enterprise Surveys database (<http://www.enterprisesurveys.org>), World Bank.

Note: The rigidity of employment regulation index is the average of four other indices—hiring, working hours, redundancy rules and cost. For an explanation on how these indexes are computed, see the data notes in *Doing Business 2013*. The business entry density rate is the number of newly registered firms with limited liability per 1,000 working-age people (age 15–64) per calendar year. The relationships are significant at the 5% level after controlling for income per capita and are robust to the removal of the outliers.

permanent jobs as they attempt to circumvent the cost of providing employment protection to permanent employees.¹⁵ While doing so may be a short-term solution for employers, this labor market duality presents significant risks to the economy. These risks—including no overall increase in employment,¹⁶ negative implications for employees' professional development, the costs associated with unfair dismissal¹⁷ and weak productivity growth—are discussed extensively in the literature.¹⁸

It is a challenge for any economy to develop labor policies that avoid labor market segmentation and provide a balance between worker protection and flexibility. Measuring labor market regulation assists policy makers in making informed policy decisions. The differences in selected labor market regulation—such as that governing working hours, severance payment, unemployment protection and the availability of national training funds—is discussed below.

Working hours

Technological advancements and market dynamics are changing the nature

of work. As a result, economies may consider revisiting legal restrictions on non-standard working hours such as night work, weekly holiday or overtime work. Understanding the impacts of regulatory restrictions, including those on working hours, is important for promoting entrepreneurship.¹⁹ According to *Doing Business* data, 40% of economies have legal restrictions on night work, weekly holiday work or overtime work in the food retail industry. Of these three areas, weekly holiday work is the most restricted. The largest share of high-income economies have restrictions on work performed on a weekly rest day, followed by lower-middle-income economies (figure 7.2). In Belgium, for example, there is a general prohibition on employing personnel on Sunday; to operate on Sunday, businesses must obtain authorization from the Mayor and Aldermen.²⁰

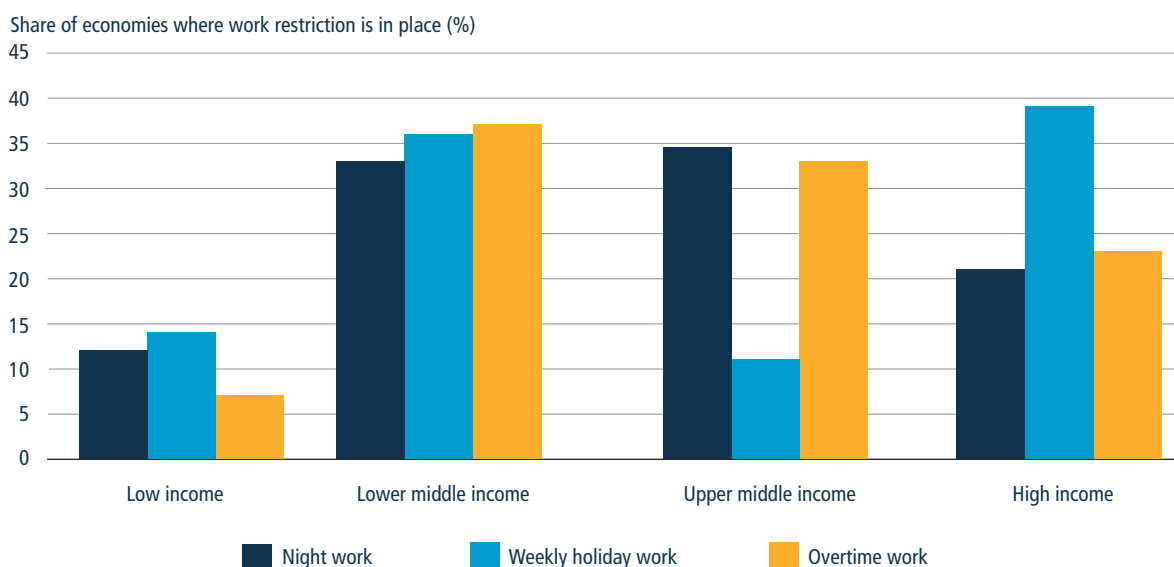
Night work is the second most restricted area according to *Doing Business* data. Upper-middle-income economies have the most limits on night work, followed by the lower-middle-income group. Nine economies reformed in

the area of working hours in 2017/18. In India (Mumbai) the Maharashtra Shops and Establishment Act, 2017, increased overtime hours and eliminated work restrictions on the weekly rest day, while introducing a compensatory day off and a 100% wage premium for work on that day. Norway also eased restrictions on night work by allowing employees to work past 9:00 p.m. and until 11:00 p.m. Non-standard work schedules allow businesses to adjust their workforce as they evolve and face new global dynamics. Weekly holiday or night work prohibitions constrain firms and give them less flexibility to meet their employment needs.

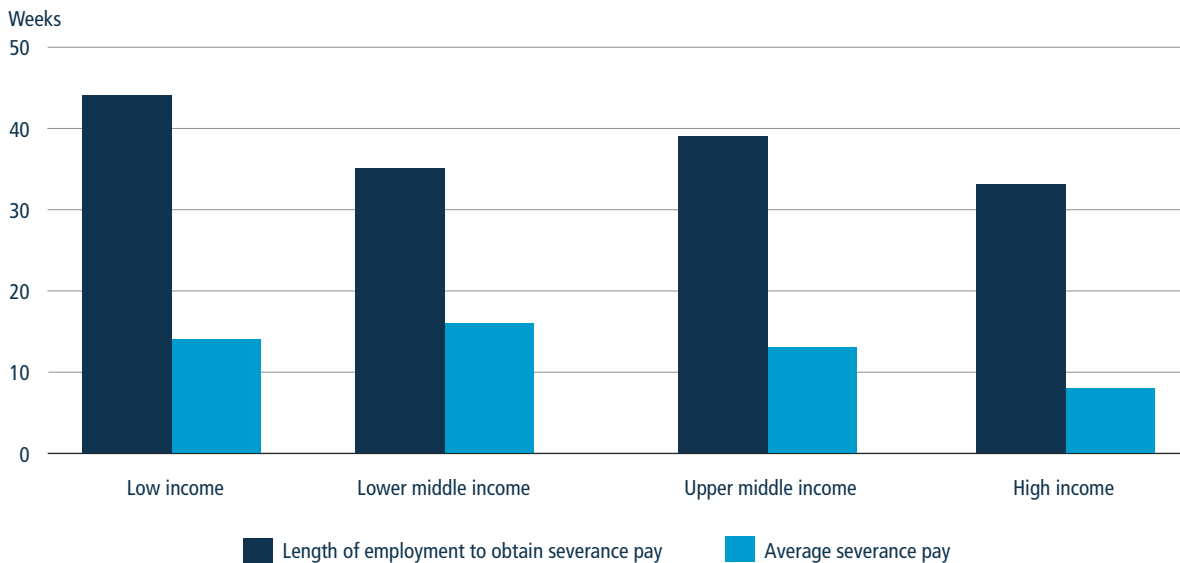
Severance payment and length of employment

New data show that low- and lower-middle-income economies, which maintain the highest average severance pay as measured by *Doing Business*,²¹ tend to mandate longer minimum lengths of employment before a worker is entitled to severance pay (figure 7.3). Facing higher dismissal costs, employers may be induced to choose to keep senior workers over junior ones.²² If only

FIGURE 7.2 Lower-middle-income economies have the most restrictions on night, weekly holiday and overtime work



Source: *Doing Business* database.

FIGURE 7.3 Workers in low-income economies must be employed the longest to obtain severance pay

Source: *Doing Business* database.

Note: The sample size includes 177 economies for which data on the minimum length of employment are collected in *Doing Business 2019*.

available to experienced employees and in economies without unemployment insurance, more vulnerable employees—such as youth, for example—may be left without any income protection. Research shows that youth employment can decrease by roughly 1.5 percentage points when severance pay is increased by 100%.²³ The labor market can become segregated between highly protected older workers with job stability, and younger, less experienced workers who are unable to benefit from labor protection mechanisms. Therefore, more flexible regulation should be enacted only once enhanced social assistance and insurance are in place.²⁴ Within the past year, South Sudan adopted legislation introducing severance payments for redundancy termination; France increased severance payments, while Azerbaijan and Lithuania decreased these amounts.

Unemployment protection and skills development

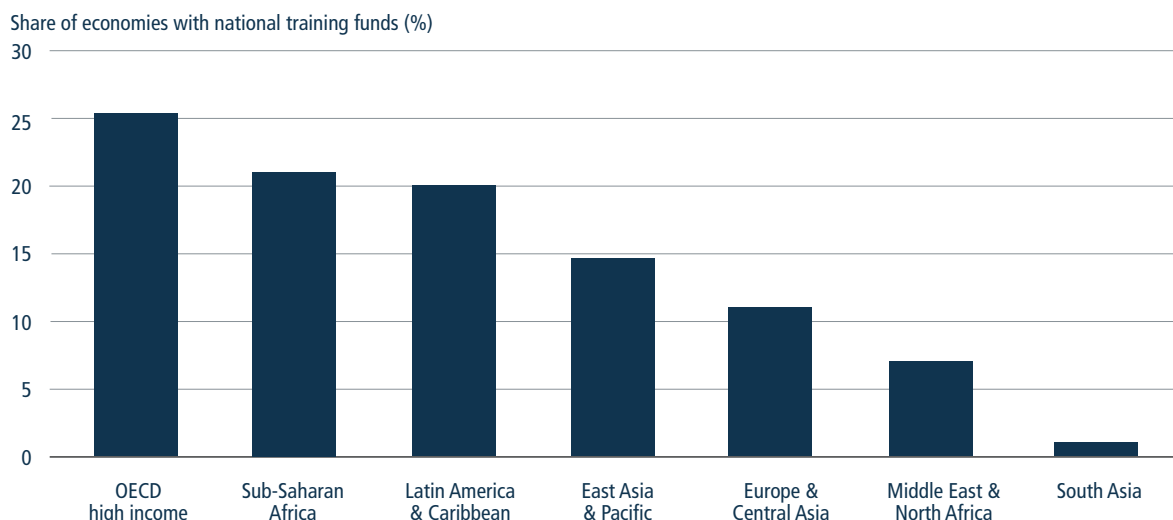
Globally, 40% of economies measured by *Doing Business* provide unemployment protection, with an 8-month average minimum contribution period before an

employee becomes eligible. However, only 5% of low- and lower-middle-income economies require unemployment protection by law. A lack of protection and benefits leaves people vulnerable to poverty, particularly during life events such as poor health or old age.²⁵ Unemployment protection policies are critical in promoting inclusive labor markets, human capital development, productivity and economic growth.²⁶ The need is particularly high in developing economies where informality is predominant. In 2017/18, Malaysia and Nepal introduced unemployment protection schemes, while Bulgaria increased the minimum contribution period for unemployment protection from nine to 10 months. To ensure basic protections for all citizens, effective national level policies should be designed in collaboration with social partners.

Similarly, a lack of training can leave people, especially youth, unprepared for the job market. Economies should continuously improve the skills of the labor force to adapt to rapidly changing business and social environments. Although firms are generally expected

to provide training for their employees, professional development as a national policy generates more opportunities for the wider population. India, for example, has set a target of training 500 million people by 2022 to spur employment and national development.²⁷

National training funds are one of the main financing vehicles for putting national skills development policies into practice. Such funds, dedicated to improving the skills of citizens, typically come from a stock or flow of financing outside normal government budget channels.²⁸ *Doing Business* data indicate that national training funds exist in 60% of economies worldwide at varying levels of development and geography. The OECD high-income group has the largest share of economies with national training funds, followed by Sub-Saharan Africa and Latin America and the Caribbean (figure 7.4). Training funds in high-income economies are most commonly financed by levies (taxes) on enterprises, while in low-income and lower-middle-income economies the funds primarily come from international donors.²⁹

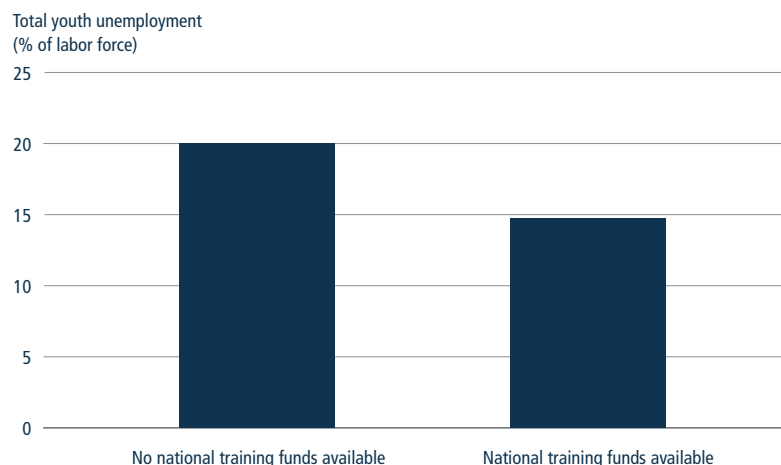
FIGURE 7.4 South Asia has the lowest share of economies with national training funds

Source: *Doing Business* database.

The benefits of national training programs are yet to be fully evaluated. However, *Doing Business* data show a negative and significant association between the availability of national training funds and youth unemployment (figure 7.5), suggesting the youth unemployment rate is lower in economies where national training funds

are available. Since its creation in 2017 Bolivia's National Employment Plan has helped generate about 58,000 jobs for young people by providing incentives to companies including co-financing their training.³⁰ In Brazil the Serviço Nacional de Aprendizagem Industrial (SENAI, the National Service for Industrial Training)

and its associated institutions,³¹ which operate under the umbrella of the National Confederation of Industry, have graduated 55 million professionals since 1942. The SENAI offers approximately 3,000 courses that train workers in 28 industrial areas. Courses range from professional learning to college and graduate degrees. In Sub-Saharan Africa, Côte d'Ivoire's Professional Training and Development Fund was created with the core mission of financing employee training initiatives to address the challenge of low education and skills among workers.³² In East Asia and the Pacific, the Lao People's Democratic Republic established a national training fund in 2010.³³ The main role of the fund, which is financed through 1% mandatory employee salary contributions, is to foster the development of relevant job skills in the country's workforce.

FIGURE 7.5 Availability of national training funds is associated with lower levels of youth unemployment

Source: *Doing Business* database.

Note: The relationship is significant at the 5% level after controlling for income per capita. The sample includes 116 economies.

CONCLUSION

The *Doing Business* labor market regulation dataset serves as a tool for policy makers to identify areas for regulatory reform and for researchers to

investigate the links between changes to labor regulation and economic outcomes. Given the changing dynamics of work, determining the right level of regulatory intervention in the labor market is critical. It is important on the one hand to provide businesses with the flexibility to meet their permanent and temporary staffing needs while, on the other, ensuring worker protections and the revision of rigid labor legislation, particularly in developing economies where vulnerable groups may be left behind. Shifts in labor market demand also call for new ways of thinking about skills development and training, including national policies and funding strategies that economies can utilize to prepare their citizens for the future.

NOTES

This case study was written by Lucia Arnal Rodríguez, Liliya F. Bulgakova and Dorina P. Georgieva.

1. Botero and others 2004; Besley and Burgess 2004; Amin 2007.
2. World Bank 2012.
3. The World Bank's *World Development Report 2013* uses the term "plateau" to describe the balance between unemployment protection and labor market flexibility.
4. Ulku and Muzi 2015.
5. World Bank 2018.
6. Scarpetta and others 2002; Klapper, Laeven and Rajan 2006.
7. Loayza, Oviedo and Servén 2005.
8. La Porta and Shleifer 2014.
9. World Bank 2018.
10. International Labor Organization data (<http://www.ilo.org/ilostat>); employment in the informal economy as a percentage of total non-agricultural employment.
11. Djankov and Ramalho 2009.
12. World Bank 2018.
13. Enterprise Surveys database (<http://www.enterprisesurveys.org/>), World Bank. The share of firms relying on temporary workers by region is as follows: Sub-Saharan Africa 7.2%, South Asia 6.2%, East Asia and the Pacific 5.1%, the Middle East and North Africa 4.3%, Europe and Central Asia 3.9%, and Latin America and the Caribbean 3.9%.
14. Djankov, Georgieva and Ramalho 2018.
15. Cahuc, Charlot and Malherbet 2016.
16. OECD 2013.
17. Ulku and Muzi 2015.
18. OECD 2014.
19. World Bank 2012.
20. As stipulated by Belgium's Labour Act of March 16, 1971, and sectoral regulations (JIC 119).
21. *Doing Business* measures severance pay for workers with 1, 5 and 10 years of tenure.
22. Montenegro and Pagés 2007; Heckman and Pagés 2003; Montenegro and Pagés 2003.
23. Montenegro and Pagés 2007.
24. World Bank 2018.
25. Alderman and Yemtsov 2013.
26. Acemoglu and Shimer 2000; Di Maggio and Kermani 2016; Kuddo, Robalino and Weber 2015.
27. For more information on India's national training policy, see the UNESCO Institute for Lifelong Learning brief on India at http://uil.unesco.org/fileadmin/keydocuments/LifelongLearning/en/UII_Global_Inventory_of_NQFs_India.pdf.
28. Johanson 2009.
29. Johanson 2009.
30. For more information, see the website of Plan Generación de Empleo at <http://www.plandeempleo.bo/>.
31. The SENAI was followed by four other sector-specific training institutions for commerce (Serviço Nacional de Aprendizagem Comercial, SENAC), rural areas (Serviço Nacional de Aprendizagem Rural, SENAR), small enterprises (Serviço Brasileiro de Apoio às Micro e Pequenas Empresas, SEBRAE) and transport (Serviço Nacional de Aprendizagem do Transporte, SENAT). All of these institutions operate under the same basic structure and legal framework.
32. For more information on the Fonds de Développement de la Formation Professionnelle, see the website at <http://www.fdfp.ci/faq>.
33. Lao PDR's national training fund was established by Decree No. 036/PM of the Ministry of Labour and Social Welfare dated January 22, 2010. The fund is meant to build and develop labor skills at the national and provincial levels by creating opportunities for citizens to receive training and skills development at training centers, schools and colleges. The fund also facilitates academic scholarships, grants and short-term loans.



References

- Abeberese, Ama Baafr. 2016. "Electricity Cost and Firm Performance: Evidence from India." *Review of Economics and Statistics* 99 (5): 839–52.
- Abramovitz, Moses, and Paul David. 1994. "Convergence and Deferred Catch-up: Productivity Leadership and the Waning of American Exceptionalism." Center for Economic Policy Research Publication No. 401, Stanford University, Stanford.
- Acemoglu, Daron, and Robert Shimer. 2000. "Productivity Gains from Unemployment Insurance." *European Economic Review* (44): 1195–1224.
- Aghion, Philippe, Thibault Fally and Stefano Scarpetta. 2007. "Credit Constraints as a Barrier to the Entry and Post-Entry Growth of Firms." *Economic Policy* 22 (52): 731–79.
- Agyeman, Stephen, Herbert Abeka and Sampson Assiamah. 2016. "Re-engineering the Building Permits Acquisition Processing to Control the Development of Unauthorized Structures in Ghanaian Communities." *China-USA Business Review* 15 (4): 170–81.
- Ahsan, Reshad N. 2013. "Input Tariffs, Speed of Contract Enforcement, and the Productivity of Firms in India." *Journal of International Economics* 90 (1): 181–92.
- Akerlof, George. 1970. "The Market for 'Lemons': Quality Uncertainty and the Market Mechanism." *The Quarterly Journal of Economics* 84 (3): 488–500.
- Alderman, Harold, and Ruslan Yemtsov. 2013. "How Can Safety Nets Contribute to Economic Growth?" Policy Research Working Paper 6437, World Bank, Washington, DC.
- Amin, Mohammad. 2007. "Labor Regulation and Employment in India's Retail Stores." Policy Research Working Paper 4314, World Bank, Washington, DC.
- Amiti, Mary, and Amit K. Khandelwal. 2011. "Import Competition and Quality Upgrading." *Review of Statistics and Economics* 95 (2): 476–90.
- Andersen, Thomas Barnebeck, and Carl-Johan Dalgaard. 2013. "Power Outages and Economic Growth in Africa." *Energy Economics* 38 (C): 19–23.
- Aragón, Fernando M. 2015. "Do Better Property Rights Improve Local Income? Evidence from First Nations' Treaties." *Journal of Development Economics* (116): 43–56.
- Arvis, Jean-François, Robin Carruthers, Graham Smith and Christopher Willoughby. 2011. "Connecting Landlocked Developing Countries to Markets: Trade Corridors in the 21st Century." *Directions in Development*, World Bank, Washington, DC.
- Asafu-Adjaye, John. 2000. "The Relationship between Energy Consumption, Energy Prices and Economic Growth: Time Series Evidence from Asian Developing Countries." *Energy Economics* 22 (6): 615–25.
- Baye, Michael R., and Joshua D. Wright. 2011. "Is Antitrust Too Complicated for Generalist Judges? The Impact of Economic Complexity and Judicial



- Training on Appeals." *Journal of Law and Economics* 54 (1): 1–24.
- Beck, Thorsten, Chen Lin and Yue Ma. 2014. "Why Do Firms Evade Taxes? The Role of Information Sharing and Financial Sector Outreach." *Journal of Finance* (69): 763–817.
- Becker, Bo, and Jens Josephson. 2016. "Insolvency Resolution and the Missing High-Yield Bond Markets." *The Review of Financial Studies* 29 (10): 2814–49.
- Bedner, Adriaan. 2008. "Rebuilding the Judiciary in Indonesia: The Special Courts Strategy." *Yuridika* 23 (3): 248–49.
- Belitski, Maksim, Farzana Chowdhury and Sameeksha Desai. 2016. "Taxes, Corruption and Entry." *Small Business Economics* 47 (1): 201–16.
- Berkowitz, Daniel, Chen Lin and Yue Ma. 2015. "Do Property Rights Matter? Evidence from a Property Law Enactment." *Journal of Financial Economics* 116 (3): 583–93.
- Besley, Timothy, and Robin Burgess. 2004. "Can Labor Regulation Hinder Economic Performance? Evidence from India." *The Quarterly Journal of Economics* 119 (1): 91–134.
- Betcherman, Gordon. 2015. "Labor Market Regulations: What Do We Know About Their Impacts in Developing Countries?" *World Bank Research Observer* 30: 124–53.
- Botero, Juan Carlos, Simeon Djankov, Rafael La Porta, Florencio López-de-Silanes and Andrei Shleifer. 2004. "The Regulation of Labor." *Quarterly Journal of Economics* 119 (4): 1339–82.
- Branstetter, Lee G., Francisco Lima, Lowell J. Taylor and Ana Venâncio. 2014. "Do Entry Regulations Deter Entrepreneurship and Job Creation? Evidence from Recent Reforms in Portugal." *Economic Journal* 124 (577): 805–32. doi:10.1111/econj.12044.
- Broude, Richard F., Judith K. Fitzgerald, Peter Kelly, Bernard Piot, Heinz Vallender, Louis B. Buchman, Hans-Gerd H. Jauch, Francis Sowman and John White. 2002. "The Judge's Role in Insolvency Proceedings: The View from the Bench; the View from the Bar." Panel discussion at "Insolvency Y2K2: Boom or Bust?" conference in Dublin, Ireland. Published in *American Bankruptcy Institute Law Review* 10 (2): 511–65.
- Bruhn, Miriam. 2011. "License to Sell: The Effect of Business Registration Reform on Entrepreneurial Activity in Mexico." *Review of Economics and Statistics* 93 (1): 382–86.
- . 2013. "A Tale of Two Species: Revisiting the Effect of Registration Reform on Informal Business Owners in Mexico." *Journal of Development Economics* 103: 275–83.
- Cahuc, Pierre, Olivier Charlot and Franck Malherbet. 2016. "Explaining the Spread of Temporary Jobs and its Impact on Labor Turnover." *International Economic Review* 57 (2): 533–72.
- Calomiris, Charles, Mauricio Larrain, José Liberti and Jason Sturgess. 2017. "How Collateral Laws Shape Lending and Sectoral Activity." *Journal of Financial Economics* 123 (1): 163–88.
- Campbell, Richard. 2018. "Fires in Industrial and Manufacturing Properties." National Fire Protection Association. Available at <https://www.nfpa.org/-/media/Files/News-and-Research/Fire-statistics/Occupancies/osIndustrial.pdf>.
- Carluccio, Juan. 2015. "The Impact of Worker Bargaining Power on the Organization of Global Firms." *Journal of International Economics* 96 (1): 162–81.
- Chaurey, Ritam. 2015. "Labor Regulations and Contract Labor Use: Evidence from Indian Firms." *Journal of Development Economics* 114 (C): 224–32.
- Chemin, Matthieu. 2009. "The Impact of the Judiciary on Entrepreneurship: Evaluation of Pakistan's 'Access to Justice Programme.'" *Journal of Public Economics* 93 (1–2): 114–25.
- Christiansen, Lone, Martin Schindler and Thierry Tresselt. 2013. "Growth and Structural Reforms: A New Assessment." *Journal of International Economics* 89 (2): 347–56.
- Cirera, Xavier, Roberto N. Fattal Jaef and Hibret B. Maemir. 2017. "Taxing the Good? Distortions, Misallocation, and Productivity in Sub-Saharan Africa." Policy Research Working Paper 7949, World Bank, Washington, DC.
- Corcoran, Adrian, and Robert Gillanders. 2015. "Foreign Direct Investment and the Ease of Doing Business." *Review of World Economics* 151 (1): 103–26.
- Cox, Marcus, Emele Duituturaga and Nur Sholikin. 2012. "Indonesia Case Study: Evaluation of Australian Law and Justice Assistance." Office of Development Effectiveness, Government of Australia. Available at www.ode.aisaid.gov.au.
- Cravo, Tulio A., and Caio Piza. 2016. "The Impact of Business Support Services for Small and Medium Enterprises on Firm Performance in Low- and Middle-Income Countries: A Meta-Analysis." Policy Research Working Paper 7664, World Bank, Washington, DC.
- Dabla-Norris, Era, Mark Gradstein and Gabriela Inchauste. 2008. "What Causes Firms to Hide Output? The Determinants of Informality." *Journal of Development Economics* 85 (1–2): 1–27.
- Dabla-Norris, Era, Florian Misch, Duncan Cleary and Munawar Khwaja. 2017. "Tax Administration and Firm Performance: New Data and Evidence for Emerging Market and Developing Economies." IMF Working Paper 17/95, International Monetary Fund, Washington, DC.
- Dam, Kenneth W. 2006. "The Judiciary and Economic Development." John M. Olin Law and Economics Working Paper 287 (Second Series), University of Chicago Law School, Chicago.
- Dana, Leo Paul. 2001. "The Education and Training of Entrepreneurs in Asia." *Education and Training* 43 (8/9): 405–16.
- De Varo, Jed, Nan Maxwell and Hokada Morita. 2017. "Training and Intrinsic Motivation in Non-Profit and For-Profit Organizations." *Journal of Economic Behavior & Organization* 139 (C): 196–213.
- De Wulf, Luc, and José B. Sokol, eds. 2005. *Customs Modernization Handbook*. Washington, DC: World Bank.
- Demenet, Axel, Mireille Razafindrakoto and François Roubaud. 2016. "Do Informal Businesses Gain from Registration and How? Panel Data Evidence from Vietnam." *World Development* 84 (August): 326–41.
- Di Maggio, Marco, and Amir Kermani. 2016. "The Importance of Unemployment

- Insurance as an Automatic Stabilizer." NBER Working Paper 22625, National Bureau of Economic Research, Cambridge, MA.
- Djankov, Simeon. 2016. "The Doing Business Project: How It Started: Correspondence." *Journal of Economic Perspectives* 30 (1): 247–48.
- Djankov, Simeon, Caroline Freund and Cong S. Pham. 2010. "Trading on Time." *Review of Economics and Statistics* 92 (1): 166–73.
- Djankov, Simeon, Tim Ganser, Caralee McLiesh, Rita Ramalho and Andrei Shleifer. 2010. "The Effect of Corporate Taxes on Investment and Entrepreneurship." *American Economic Journal: Macroeconomics* 2 (3): 31–64.
- Djankov, Simeon, Dorina Georgieva and Rita Ramalho. 2018. "Business Regulations and Poverty." *Economics Letters* 165 (April): 82–87.
- Djankov, Simeon, Oliver Hart, Caralee McLiesh and Andrei Shleifer. 2008. "Debt Enforcement around the World." *Journal of Political Economy* 116 (6): 1105–49.
- Djankov, Simeon, Rafael La Porta, Florencio López-de-Silanes and Andrei Shleifer. 2002. "The Regulation of Entry." *Quarterly Journal of Economics* 117 (1): 1–37.
- . 2008. "The Law and Economics of Self-Dealing." *Journal of Financial Economics* 88 (3): 430–65.
- Djankov, Simeon, Rafael La Porta, Caralee McLiesh and Andrei Shleifer. 2003. "Courts." *Quarterly Journal of Economics* 118 (2): 453–517.
- Djankov, Simeon, Darshini Manraj, Caralee McLiesh and Rita Ramalho. 2005. "Doing Business Indicators: Why Aggregate, and How to Do It." World Bank, Washington, DC.
- Djankov, Simeon, Caralee McLiesh and Andrei Shleifer. 2007. "Private Credit in 129 Countries." *Journal of Financial Economics* 84 (2): 299–329.
- Djankov, Simeon, and Rita Ramalho. 2009. "Employment Laws in Developing Countries." *Journal of Comparative Economics* 37 (1): 3–13.
- Doe, Frederick, and Emmanuel Selase Asamoah. 2014. "The Effect of Electric Power Fluctuations on the Profitability and Competitiveness of SMEs: A Study of SMEs within the Accra Business District of Ghana." *Journal of Competitiveness* 6 (3): 32–48. <http://dx.doi.org/10.7441/joc.2014.03.03>.
- Dubai, Dubai Courts. 2008. *Annual Report Dubai Courts*. Available at http://www.dubaicourts.gov.ae/portal/page/portal/courts_portal/files/pdf/DC_ANNUAL_REPORT_2008_EN.PDF.
- . 2016. *Annual Report Dubai Courts*. Available at http://www.dubaicourts.gov.ae/jimage/files/annual_report_2016_EN_01.pdf.
- . 2017. *Annual Report Dubai Courts*. Available at http://www.dubaicourts.gov.ae/jimage/files/annual_report_2017_EN_3.pdf.
- Durnev, Art, Vihang Errunza and Alexander Molchanov. 2009. "Property Rights Protection, Corporate Transparency, and Growth." *Journal of International Business Studies* 40 (9): 1533–62.
- Elnaga, Amir, and Amen Imran. 2013. "The Effect of Training on Employee Performance." *European Journal of Business and Management* 5 (4) 137–47.
- Esposito, Gianluca, Sergi Lanau and Sebastiaan Pompe. 2014. "Judicial System Reform in Italy—A Key to Growth." IMF Working Paper 14/32, International Monetary Fund, Washington, DC.
- European Commission. 2017. "Competitiveness in Low-Income and Low-Growth Regions: The Lagging Regions Report." European Commission Staff Working Document, European Commission, Brussels.
- European Judicial Training Network. 2016. "Judicial Training Principles." Available at http://www.ejtn.eu/PageFiles/15756/Judicial%20Training%20Principles_EN.pdf.
- European Parliament. 2016. "The Cost of Non-Europe in the Area of Organized Crime and Corruption—Annex I—Corruption." European Parliamentary Research Service, PE 579.319, European Union, Brussels. Available at [http://www.europarl.europa.eu/RegData/etudes/STUD/2016/579319/EPRS_STU\(2016\)579319_EN.pdf](http://www.europarl.europa.eu/RegData/etudes/STUD/2016/579319/EPRS_STU(2016)579319_EN.pdf).
- . 2017. "The Training of Judges and Legal Practitioners—Ensuring the Full Application of EU Law." Available at [http://www.europarl.europa.eu/RegData/etudes/IDAN/2017/583134/IPOL_IDA\(2017\)583134_EN.pdf](http://www.europarl.europa.eu/RegData/etudes/IDAN/2017/583134/IPOL_IDA(2017)583134_EN.pdf).
- FAO (Food and Agriculture Organization of the United Nations). 2017. *Improving ways to record tenure rights*. Rome: FAO.
- Farole, Thomas, Issam Hallak, Peter Harasztosi and Shawn Tan. 2017. "Business Environment and Firm Performance in European Lagging Regions." Policy Research Working Paper 8281, World Bank, Washington, DC.
- Fire Protection Association of South Africa. 2015. "South Africa Fire Loss Statistics 2015." Available at <http://www.fpsa.co.za/images/FireStats/JUNE-2017-STATS-FOR-LIBRARY.pdf>.
- Fourie, Clarissa. 1998. "The Role of Local Land Administrators: An African Perspective." *Land Use Policy* 15 (1): 55–66.
- Freund, Caroline, and Bineswaree Bolaky. 2008. "Trade, Regulations, and Income." *Journal of Development Economics* 87: 309–21.
- Freund, Caroline, and Nadia Rocha. 2011. "What Constrains Africa's Exports?" *The World Bank Economic Review* 25 (3): 361–86.
- Geginat, Carolin, and Rita Ramalho. 2015. "Electricity Connections and Firm Performance in 183 Countries." Global Indicators Group, World Bank Group, Washington, DC. Available at <http://www.doingbusiness.org/-/media/GIAWB/Doing%20Business/Documents/Special-Reports/DB15-Electricity-Connections-and-Firm-Performance.pdf>.
- Giné, Xavier, and Inessa Love. 2010. "Do Reorganization Costs Matter for Efficiency? Evidence from a Bankruptcy Reform in Colombia." *The Journal of Law & Economics* 53 (4): 833–64.
- Guner, Nezih, Gustavo Ventura and Yi Xu. 2008. "Macroeconomic Implications of Size-Dependent Policies." *Review of Economic Dynamics* 11: 721–44.
- Gutiérrez, Maria. 2003. "An Economic Analysis of Corporate Directors' Fiduciary

- Duties." *The RAND Journal of Economics* 34 (3): 516-35.
- Hadfield, Gillian K. 2008. "The Levers of Legal Design: Institutional Determinants of the Quality of Law." *Journal of Comparative Economics* 36 (2008): 43-73.
- Hallward-Driemeier, Mary, and Lant Pritchett. 2015. "How Business Is Done in the Developing World: Deals versus Rules." *Journal of Economic Perspectives* 29 (3): 121-40.
- Hampson, Ian. 2002. "Training Reform: Back to Square One?" *Economic & Labour Relations Review* 13 (1): 149-74.
- Heckman, James, and Carmen Pagés. 2003. "Law and Employment: Lessons from Latin America and the Caribbean." NBER Working Paper 10129, National Bureau of Economic Research, Cambridge, MA.
- Herrendorf, Berthold, and Arilton Teixeira. 2011. "Barriers to Entry and Development." *International Economic Review* 52 (2): 573-602.
- HRRC (Human Rights Resource Center). 2014. "Judicial Training in ASEAN: A Comparative Overview of Systems and Programs." Available at <http://hrrca.org/wp-content/uploads/2015/05/Judicial-Training-in-ASEAN.pdf>.
- Hsieh, Chang-Tai, and Peter J. Klenow. 2009. "Misallocation and Manufacturing TFP in China and India." *Quarterly Journal of Economics* 124 (4): 1403-48.
- Ichino, Andrea, Michele Polo and Enrico Rettore. 2003. "Are Judges Biased by Labor Market Conditions?" *European Economic Review* 47 (5): 913-44.
- Indonesia, Supreme Court. 2008. *Annual Report: 119*. Jakarta: The Republic of Indonesia Supreme Court.
- . 2011. *Annual Report: 109*. Jakarta: The Republic of Indonesia Supreme Court.
- . 2012. *Annual Report: 276-283*. Jakarta: The Republic of Indonesia Supreme Court.
- IOJT (International Organization for Judicial Training). 2017. "Declaration of Judicial Training Principles." Available at <http://www.iojt.org/~media/Microsites/Files/IOJT/Microsite/2017-Principles.ashx>.
- Iverson, Benjamin, Joshua Madsen, Wei Wang and Qiping Xu. 2018. "Practice Makes Perfect: Judge Experience and Bankruptcy Outcomes." Available at <https://ssrn.com/abstract=3084318>.
- Johanson, Richard. 2009. "A Review of National Training Funds." Social Protection Working Paper 922, World Bank, Washington, DC.
- Josias, Ronald. 2014. "Building Quality Infrastructure in Africa. Overview of Accreditation & Pan-African Quality Infrastructure." African Accreditation Cooperation. Available at https://www.wto.org/english/tratop_e/tbt_e/session_4nov/4_south_africa.pdf.
- Jimenez, Raul. 2017. "Development Effects of Rural Electrification." Policy Brief IDB-PB-261, Infrastructure and Energy Division, Inter-American Development Bank, Washington, DC.
- Kapp, William. 1950. *The Social Costs of Private Enterprise*. Cambridge, MA: Harvard University Press.
- Kawaguchi, Daiji, and Tetsushi Murao. 2014. "Labor-Market Institutions and Long-Term Effects of Youth Unemployment." *Journal of Money Credit and Banking* 46 (S2): 95-116.
- Klapper, Leora, Luc Laeven and Raghuram Rajan. 2006. "Entry Regulation as a Barrier to Entrepreneurship." *Journal of Financial Economics* 82 (3): 591-629.
- Kroll, Alexander, and Donald P. Moynihan. 2015. "Does Training Matter? Evidence from Performance Management Reforms." *Public Administration Review* 75 (3): 341-503.
- Kuddo, Arvo, David Robalino and Michael Weber. 2015. "Balancing Regulations to Promote Jobs: From Employment Contracts to Unemployment Benefits." World Bank, Washington, DC.
- Laeven, Luc, and Christopher Woodruff. 2007. "The Quality of the Legal System, Firm Ownership, and Firm Size." *Review of Economics and Statistics* 89 (4): 601-14.
- La Porta, Rafael, and Andrei Shleifer. 2008. "The Unofficial Economy and Economic Development." Tuck School of Business Working Paper 2009-57, Dartmouth College, Hanover, NH. Available at Social Science Research Network (SSRN). <http://ssrn.com/abstract=1304760>.
- Lawless, Martina. 2013. "Do Complicated Tax Systems Prevent Foreign Direct Investment?" *Economica* 80 (317): 1-22.
- Loayza, Norman V., Ana Maria Oviedo and Luis Servén. 2005. "The Impact of Regulation on Growth and Informality: Cross-Country Evidence." Policy Research Working Paper 3623, World Bank, Washington, DC.
- Lorizio, Marilene, and Antonia Rosa Gurrieri. 2014. "Efficiency of Justice and Economic Systems." *Procedia Economics and Finance* 17: 104-12.
- Love, Inessa, María Soledad Martínez Pería and Sandeep Singh. 2016. "Collateral Registries for Movable Assets: Does Their Introduction Spur Firms' Access to Bank Finance?" *Journal of Financial Services Research* 49 (1): 1-37.
- Macchiavello, Rocco. 2008. "Public Sector Motivation and Development Failures." *Journal of Development Economics* 86 (1): 201-13.
- Magnuson, Eric J., Steven M. Puszis, Lisa M. Agrimonti and Nicole S. Frank. 2014. "The Economics of Justice." Available at https://www.americanbar.org/content/dam/aba/administrative/tips/14_economics_of_justice.authcheckdam.pdf.
- Martincus, Christian Volpe, Jeronimo Carballo and Alejandro Graziano. 2015. "Customs." *Journal of International Economics* 96 (2015): 119-37.
- McKinnon, Alan, Christoph Flöthmann, Kai Hoberg and Christina Busch. 2017. *Logistics Competencies, Skills, and Training: A Global Overview*. Washington, DC: World Bank.
- McLinden, Gerard, Enrique Fanta, David Widdowson and Tom Doyle, eds. 2011. *Border Management Modernization*. Washington, DC: World Bank.
- Men Yon, Kwan, and Simon Hearn. 2016. "Laying the Foundations of Good Governance in Indonesia's Judiciary: A Case Study as Part of an Evaluation of the Australia Indonesia Partnership for Justice." Overseas Development Institute, London.
- Mitman, Kurt. 2016. "Macroeconomic Effects of Bankruptcy and Foreclosure Policies." *American Economic Review* 106 (8): 2219-55.

- Mitton, Todd. 2016. "The Wealth of Subnations: Geography, Institutions, and Within-Country Development." *Journal of Development Economics* 118 (January): 88–111.
- Moisés, Evdokia. 2013. "The Costs and Challenges Implementing Trade Facilitation Measures." OECD Trade Policy Paper 157, OECD, Paris.
- Monteiro, Joana, and Juliano Assunção. 2012. "Coming Out of the Shadows? Estimating the Impact of Bureaucracy Simplification and Tax Cut on Formality in Brazilian Microenterprises." *Journal of Development Economics* 99: 105–15.
- Montenegro, Claudio, and Carmen Pagés. 2003. "Who Benefits from Labor Market Regulations?" Policy Research Working Paper 3143, World Bank, Washington DC.
- . 2007. "Job Security and the Age-Composition of Employment: Evidence from Chile." *Estudios de Economía* (34): 109–39.
- Munemo, Jonathan. 2014. "Business Start-Up Regulations and the Complementarity Between Foreign and Domestic Investment." *Review of World Economics* 150 (4): 745–61.
- Mutai, Kiprotich W., Osumba Ogeta, Chris Wosyanju and Joaz K. Korir. 2007. "Electrical Safety Management in the Kenya Informal Sector: A Case of Eldoret Jua Kali Sector." *Agricultural Engineering International: the CIGR E-journal* 7 (IX). Available at <http://www.cigrjournal.org/index.php/Ejournal/article/download/962/956>.
- Nees, Anne Tucker. 2007. "Making a Case for Business Courts: A Survey of and Proposed Framework to Evaluate Business Courts." *Georgia State University Law Review* 24 (2): 477–532.
- Neira, Julian. 2017. "Bankruptcy and Cross-Country Differences in Productivity." *Journal of Economic Behavior and Organization* (2017). Available at <http://dx.doi.org/10.1016/j.jebo.2017.07.011>.
- Norbäck, Pehr-Johan, Lars Persson and Robin Douhan. 2014. "Entrepreneurship Policy and Globalization." *Journal of Development Economics* 110: 22–38.
- OECD (Organisation for Economic Co-operation and Development). 2013. *OECD Employment Outlook 2013*. Paris, France: OECD.
- . 2014. *OECD Employment Outlook 2014*. Paris, France: OECD.
- Okafor, Harrison. 2012. "Testing the Relationship between Energy Consumption and Economic Growth: Evidence from Nigeria and South Africa." *Journal of Economics and Sustainable Development* 3 (11). Available at <http://www.iiste.org/Journals/index.php/JEDS/article/viewFile/3082/3123>.
- Palumbo, Giuliana, Giulia Giupponi, Luca Nunziata and Juan Mora-Sanguinetti. 2013. "Judicial Performance and Its Determinants: A Cross-Country Perspective." OECD Economic Policy Paper 5/2013, OECD, Paris. Available at <http://www.oecd.org/eco/growth/FINAL%20Civil%20Justice%20Policy%20Paper.pdf>.
- Paunov, Caroline. 2016. "Corruption's Asymmetric Impacts on Firm Innovation." *Journal of Development Economics* 118 (January): 216–31.
- Peng, Mike, and Anne S. York. 2001. "Behind Intermediary Performance in Export Trade: Transactions, Agents and Resources." *Journal of International Business Studies* 32 (2): 327–46.
- Portugal-Perez, Alberto, and John S. Wilson. 2011. "Export Performance and Trade Facilitation Reform: Hard and Soft Infrastructure." *World Development* 40 (7): 1295–1307.
- Rachlinski, Jeffrey J., Chris Guthrie and Andrew J. Wistrich. 2006. "Inside the Bankruptcy Judge's Mind." *Boston University Law Review* 86 (5): 1227–65.
- Rangel, Estellito Junior, Alan Rômulo S. Queiroz and Maurício F. de Oliveira. 2015. "The Importance of Inspections on Electrical Installations in Hazardous Locations." *IEEE Transactions on Industry Applications* 2015 (1):1–1. Available at https://www.researchgate.net/publication/282546809_The_Importance_of_Inspections_on_Electrical_Installations_in_Hazardous_Locations.
- Rud, Juan Pablo. 2012. "Electricity Provision and Industrial Development: Evidence from India." *Journal of Development Economics* 97 (2): 352–67. Available at https://econpapers.repec.org/article/eedevec/v_3a97_3ay_3a2012_3ai_3a2_3ap_3a352-367.htm.
- Scarpetta, Stefano, Philip Hemmings, Thierry Tresselt and Jaejoon Woo. 2002. "The Role of Policy and Institutions for Productivity and Firm Dynamics. Evidence from Micro and Industry Data." OECD Economics Department Working Paper 329, OECD, Paris.
- Schneider, Friedrich. 2005. "The Informal Sector in 145 Countries." Department of Economics, University Linz, Austria.
- Scott, Andrew, Emily Darko, Alberto Lemma and Juan-Pablo Rud. 2014. "How Does Electricity Insecurity Affect Businesses in Low and Middle-Income Countries?" ODI Briefing 1, Overseas Development Institute, London.
- Tomasic, Roman. 2013. *Insolvency Law in East Asia*. Burlington: Ashgate.
- Trebilcock, Michael, and Jing Leng. 2006. "The Role of Formal Contract Law and Enforcement in Economic Development." *Virginia Law Review* 92 (7): 1517–80.
- Ulku, Hulya, and Silva Muzi. 2015. "Labor Market Regulations and Outcomes in Sweden: A Comparative Analysis of Recent Trends." Policy Research Working Paper 7229, World Bank, Washington, DC.
- UNCITRAL (United Nations Commission on International Trade Law). 2001. *Yearbook 32. Report on UNCITRAL-INSOL-IBA Global Insolvency Colloquium*. New York and Vienna: UNCITRAL.
- . 2004. *Legislative Guide on Insolvency Law*. New York: United Nations.
- UNECE (United Nations Economic Commission for Europe). 1996. *Land Administration Guidelines with Special Reference to Countries in Transition*. New York and Geneva: UNECE.
- Urciuoli, Luca. 2016. "Port Security Training and Education in Europe—A Framework and a Roadmap to Harmonization." *Maritime Policy & Management* (January) 580–96.
- Uzzaman, Almas, and Mohammed Abu Yusuf. 2011. "The Role of Customs and other Agencies in Trade Facilitation in Bangladesh: Hindrances and Ways Forward." *World Customs Journal* 5 (1): 29–42.

- Valerio, Alexandria, Brent Parton and Alicia Robb. 2014. "Entrepreneurship Education and Training Programs around the World: Dimensions for Success." *Directions in Development*, World Bank, Washington, DC.
- Visaria, Sujata. 2009. "Legal Reform and Loan Repayment: The Microeconomic Impact of Debt Recovery Tribunals in India." *American Economic Journal: Applied Economics* 1 (3): 59–81.
- Volpe Martincus, Christian, and Jerónimo Carballo. 2010. "Entering New Country and Product Markets: Does Export Promotion Help?" *Review of World Economics* 146 (3): 437–67.
- Volpe Martincus, Christian, Jerónimo Carballo and Alejandro Graziano. 2015. "Customs." *Journal of International Economics* 96 (1): 119–37.
- Williamson, Ian. 2000. "Best Practices for Land Administration Systems in Developing Countries." Paper presented at the International Conference on Land Policy Reform, Jakarta, Indonesia, July 25–27.
- Winters, L. Alan. 2004. "Trade Liberalisation and Economic Performance: An Overview." *The Economic Journal* (114): F4–21.
- World Bank. 2011. *Principles for Effective Insolvency and Creditor/Debtor Regimes*. Revised. Washington, DC: World Bank. Available at [http://siteresources.worldbank.org/EXTGILD/Resources/5807554-1357753926066/ICRPrinciples-Jan2011\[FINAL\].pdf](http://siteresources.worldbank.org/EXTGILD/Resources/5807554-1357753926066/ICRPrinciples-Jan2011[FINAL].pdf).
- . 2012. *World Development Report 2013: Jobs*. Washington, DC: World Bank.
- . 2018. *World Development Report 2019: The Changing Nature of Work*. Washington, DC: World Bank.
- WCO (World Customs Organization). 2008. "Customs in the 21st Century: Enhancing Growth and Development through Trade Facilitation and Border Security." Annex II to Doc. SC0090E1a, p. II/8. Available at http://www.wcoomd.org/~media/wco/public/global/pdf/topics/key-issues/customs-in-the-21st-century/annexes/annex_ii_en.pdf?la=en.
- Wren-Lewis, Liam. 2014. "Utility Regulation in Africa: How Relevant is the British Model?" *Utilities Policy* 31 (C): 203–05. Available at <https://ideas.repec.org/a/eee/juipol/v31y2014icp203-205.html>.
- WTO (World Trade Organization). 2016. "WCO Study Report on Customs Brokers." World Customs Organization, Brussels.
- . 2015. *World Trade Report 2015*. Geneva: WTO.



Data Notes

The indicators presented and analyzed in *Doing Business* measure business regulation, the quality and strength of legal frameworks, the protection of property rights—and their effect on businesses, especially small and medium-size domestic firms. First, the indicators document the complexity of regulation, such as the number of procedures to start a business or to register a transfer of commercial property. Second, they gauge the time and cost to achieve a regulatory goal or comply with regulation, such as the time and cost to enforce a contract, go through bankruptcy or trade across borders. Third, they measure the extent of legal protections of property, for example, the protections of minority investors against looting by company directors or the range of assets that can be used as collateral according to secured transactions laws. Fourth, a set of indicators documents the tax burden on businesses. Finally, a set of data covers different aspects of employment regulation. The 11 sets of indicators measured in *Doing Business* were added over time, and the sample of economies and cities expanded (table 8.1).

METHODOLOGY

The *Doing Business* data are collected in a standardized way. To start, the *Doing Business* team, together with expert advisers, designs a questionnaire. The questionnaire uses a simple business case to ensure comparability across economies and over time—with assumptions about the legal form of the business, its size, its location and the nature of its operations.

Questionnaires are administered to more than 13,800 local experts, including lawyers, business consultants, accountants, freight forwarders, government officials and other professionals routinely administering or advising on legal and regulatory requirements

(table 8.2). These experts have several rounds of interaction with the *Doing Business* team, involving conference calls, written correspondence and visits by the team. For *Doing Business 2019* team members visited 28 economies to verify data and recruit respondents. The data from questionnaires are subjected to numerous rounds of verification, leading to revisions or expansions of the information collected.

The *Doing Business* methodology offers several advantages. It is transparent, using factual information about what laws and regulations say and allowing multiple interactions with local respondents to clarify potential misinterpretations of questions. Having representative samples of respondents is not an issue;



TABLE 8.1 Topics and economies covered by each *Doing Business* report

Topic	DB 2005	DB 2006	DB 2007	DB 2008	DB 2009	DB 2010	DB 2011	DB 2012	DB 2013	DB 2014	DB 2015	DB 2016	DB 2017	DB 2018	DB 2019
Getting electricity															
Dealing with construction permits															
Trading across borders															
Paying taxes															
Protecting minority investors															
Registering property															
Getting credit															
Resolving insolvency															
Enforcing contracts															
Labor market regulation															
Starting a business															
Number of economies	145	155	175	178	181	183	183	183	185	189	189	189	190	190	190

Note: Data for the economies added to the sample each year are back-calculated to the previous year. The exceptions are Kosovo and Montenegro, which were added to the sample after they became members of the World Bank Group. Eleven cities (though no additional economies) were added to the sample starting in *Doing Business 2015*. The data for paying taxes in *Doing Business 2019* refer to January–December 2017. The data for all other sets of indicators are for May 2018.

Doing Business is not a statistical survey, and the texts of the relevant laws and regulations are collected and answers checked for accuracy. The methodology is easily replicable, so data can be

collected in a large sample of economies. Because standard assumptions are used in the data collection, comparisons and benchmarks are valid across economies. Finally, the data not only highlight the

extent of specific regulatory obstacles to business but also identify their source and point to what might be reformed. *Doing Business 2019* has no major methodological change at the indicators level.

TABLE 8.2 How many experts does *Doing Business* consult?

Indicator set	Respondents	Economies with given number of respondents (%)		
		1–2	3–5	5+
Starting a business	2,364	10	23	67
Dealing with construction permits	1,320	18	37	45
Getting electricity	1,283	23	39	38
Registering property	1,484	15	37	48
Getting credit	1,817	8	27	65
Protecting minority investors	1,428	24	32	44
Paying taxes	1,754	9	23	68
Trading across borders	1,616	13	36	51
Enforcing contracts	1,624	14	36	50
Resolving insolvency	1,364	21	32	47
Labor market regulation	1,205	17	41	42
Total	17,259	16	33	51

Note: The total number of respondents includes experts contributing to multiple indicator sets.

LIMITS TO WHAT IS MEASURED

The *Doing Business* methodology has five limitations that should be considered when interpreting the data. First, for most economies the collected data refer to businesses in the largest business city (which in some economies differs from the capital) and may not be representative of regulation in other parts of the economy. (The exceptions are 11 economies which had a population of more than 100 million in 2013, where *Doing Business* now also collects data for the second largest business city.)¹ To address this limitation, subnational *Doing Business* indicators were created (box 8.1).

BOX 8.1 Comparing business regulation and learning from good practices at the local level: subnational *Doing Business* studies

Improving the business regulatory environment by learning from international good practices can propel economies to improve. However, learning from good practices across different locations within the same economy can be an even more powerful motivator. Subnational *Doing Business* studies expand *Doing Business* indicators beyond an economy's largest business city as measured by the annual report. These studies, which are demand driven and conducted at the request of governments, capture differences in regulations or enforcement at the local level, allowing policy makers to effectively target bottlenecks and improve the business environment across their economy.

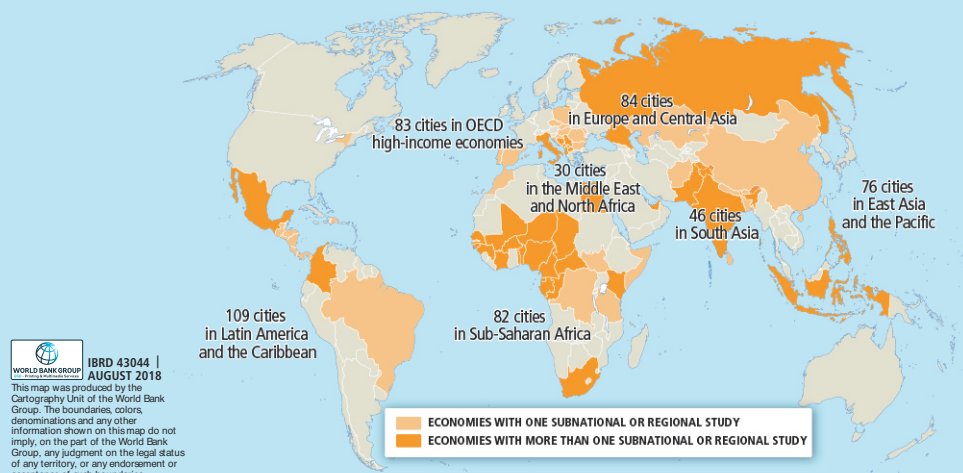
Data produced by subnational *Doing Business* studies are comparable across locations within an economy and internationally. Policy makers can benchmark their results both locally and globally and see how their overall performance in *Doing Business* would improve if the largest business city were to adopt all the good practices documented within their borders. Subnational studies can prompt discussions of regulatory reform across different levels of government, providing opportunities for local governments and agencies to learn from one another, resulting in local ownership and capacity building.

There can be substantial variations in regulation or in the implementation of national laws across locations within an economy. A subnational *Doing Business* study completed in 2017 benchmarking Colombia's 32 departments showed that entrepreneurs face different realities depending on their geographic location. For starting a business, for example, one-third of Colombia's cities performed similarly to Austria, Germany and Poland—all OECD high-income economies. However, the number of procedures required in the city of Inírida (16) is exceeded by only two of the 10 worst-ranked economies globally (namely República Bolivariana de Venezuela and Equatorial Guinea, with 20 and 16 procedures, respectively).

What is the main lesson? Cooperation between entities facilitates reform. In Colombia, this collaboration took the form of agreements between departmental and municipal governments and Chambers of Commerce to facilitate payment of registration fees and coordinate inspections—and between municipal governments and *Curadores Urbanos* (private professionals responsible for the administration of building permits) to accelerate the approval of construction permits. Studying good practices in other locations within Colombia (in this case, Manizales) can assist policy makers in replicating them locally.

Since 2005 subnational *Doing Business* studies have covered 510 locations in 75 economies. These locations represent all regions of the world and economies of varying income levels, including fragile and conflict-affected states such as Afghanistan, which completed a subnational *Doing Business* study in 2017 (see map). Eighteen economies—including the Arab Republic of Egypt, Colombia, Mexico, Nigeria, the Philippines, the Russian Federation and South Africa—have undertaken two or more rounds of subnational data collection to measure progress over time. This year subnational studies were completed in four EU member states (25 cities in Croatia, the Czech Republic, Portugal and the Slovak Republic), Nigeria (36 states and the Federal Capital Territory of Abuja) and South Africa (13 locations). Ongoing studies include those in an additional three EU member states (24 cities in Greece, Ireland and Italy), Kazakhstan (16 cities), Mozambique (10 cities) and the United Arab Emirates.

Subnational studies cover a large number of cities across all regions of the world



Source: Subnational *Doing Business* database.

Note: Subnational reports are available on the *Doing Business* website at <http://www.doingbusiness.org/en/reports/subnational-reports>. For any additional information, please contact the Subnational *Doing Business* Team at subnational@worldbank.org.

Economy characteristics

Gross national income per capita

Doing Business 2019 reports 2017 income per capita as published in the World Bank's *World Development Indicators 2018*. Income is calculated using the Atlas method (in current U.S. dollars). For cost indicators expressed as a percentage of income per capita, 2017 gross national income (GNI) per capita in current U.S. dollars is used as the denominator. GNI data based on the Atlas method were not available for Eritrea; Puerto Rico (territory of the United States); San Marino; Somalia; South Sudan; the Syrian Arab Republic; Taiwan, China; República Bolivariana de Venezuela; and the Republic of Yemen. In these cases, GDP or GNP per capita data and growth rates from other sources, such as the International Monetary Fund's World Economic Outlook database and the Economist Intelligence Unit, were used.

Region and income group

Doing Business uses the World Bank regional and income group classifications, available at <https://datahelpdesk.worldbank.org/knowledgebase/articles/906519>. Regional averages presented in figures and tables in the *Doing Business* report include economies from all income groups (low, lower middle, upper middle and high income), though high-income OECD economies are assigned the "regional" classification OECD high income.

Population

Doing Business 2019 reports midyear 2017 population statistics as published in *World Development Indicators 2018*.

Second, the data often focus on a specific business form—generally a limited liability company (or its legal equivalent) of a specified size—and may not be representative of the regulation on other businesses (for example, sole proprietorships). Third, transactions described in a standardized case scenario refer to a specific set of issues and may not represent the full set of issues that a business encounters. Fourth, the measures of time involve an element of judgment by the expert respondents. When sources indicate different estimates, the time indicators reported in *Doing Business* represent the median values of several responses given under the assumptions of the standardized case.

Finally, the methodology assumes that a business has full information on what is required and does not waste time when completing procedures. In practice, completing a procedure may take longer if the business lacks information or is unable to follow up promptly. Alternatively, the business may choose to disregard some burdensome procedures. For both reasons the time delays reported in *Doing Business 2019* would differ from the recollection of entrepreneurs reported

in the World Bank Enterprise Surveys or other firm-level surveys.

DATA CHALLENGES AND REVISIONS

Most laws and regulations underlying the *Doing Business* data are available on the *Doing Business* website at <http://www.doingbusiness.org>. All the sample questionnaires and the details underlying the indicators are also published on the website. Questions on the methodology and challenges to data can be submitted through email at rru@worldbank.org.

Doing Business publishes 24,120 indicators (120 indicators per economy) each year. To create these indicators, the team measures more than 117,000 data points, each of which is made available on the *Doing Business* website. Historical data for each indicator and economy are available on the website, beginning with the first year the indicator or economy was included in the report. To provide a comparable time series for research, the data set is back-calculated to adjust for changes in methodology and any revisions in data due to corrections. The website also makes available all original

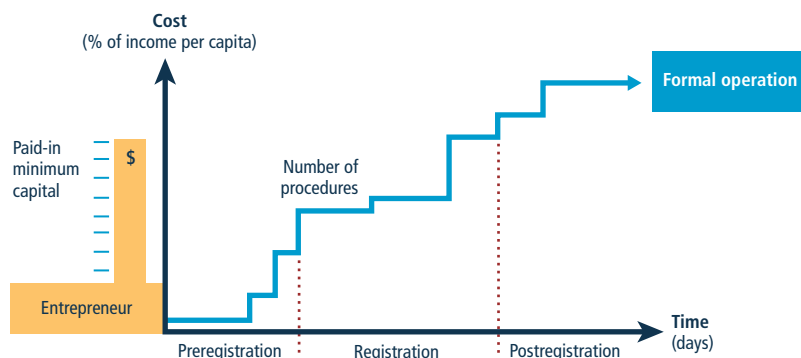
data sets used for background papers. The correction rate between *Doing Business 2018* and *Doing Business 2019* is 5.6%.²

Governments submit queries on the data and provide new information to *Doing Business*. During the *Doing Business 2019* production cycle the team received 151 such queries from governments. In addition, the team held multiple video conferences with government representatives in 72 economies and in-person meetings with government representatives from 46 economies.

STARTING A BUSINESS

Doing Business records all procedures officially required, or commonly done in practice, for an entrepreneur to start up and formally operate an industrial or commercial business, as well as the time and cost to complete these procedures and the paid-in minimum capital requirement (figure 8.1). These procedures include the processes entrepreneurs undergo when obtaining all necessary approvals, licenses, permits and completing any required notifications, verifications or inscriptions for the

FIGURE 8.1 What are the time, cost, paid-in minimum capital and number of procedures to get a local limited liability company up and running?



company and employees with relevant authorities. The ranking of economies on the ease of starting a business is determined by sorting their scores for starting a business. These scores are the simple average of the scores for each of the component indicators (figure 8.2).

Two types of local limited liability companies are considered under the starting a business methodology. They are identical in all aspects, except that one company is owned by five married women and the other by five married men. The score for each indicator is the average of the scores obtained for each of the component indicators for both of these standardized companies.

After a study of laws, regulations and publicly available information on business entry, a detailed list of procedures is developed, along with the time and cost to comply with each procedure under normal circumstances and the paid-in minimum capital requirement. Subsequently, local incorporation lawyers, notaries and government officials review and verify the data.

Information is also collected on the sequence in which procedures are to be completed and whether procedures may be carried out simultaneously. It is assumed that any required information

is readily available and that the entrepreneur will pay no bribes. If answers by local experts differ, inquiries continue until the data are reconciled.

To make the data comparable across economies, several assumptions about the businesses and the procedures are used.

Assumptions about the business

The business:

- Is a limited liability company (or its legal equivalent). If there is more than one type of limited liability company in the economy, the limited liability form most common among domestic firms is chosen. Information on the most common form is obtained from incorporation lawyers or the statistical office.
- Operates in the economy's largest business city. For 11 economies the data are also collected for the second largest business city (table 8A.1 at the end of the data notes).
- Is 100% domestically owned and has five owners, none of whom is a legal entity.
- Has start-up capital of 10 times income per capita.
- Performs general industrial or commercial activities, such as the production or sale to the public of goods or services. The business does not perform foreign trade activities and does not handle products subject

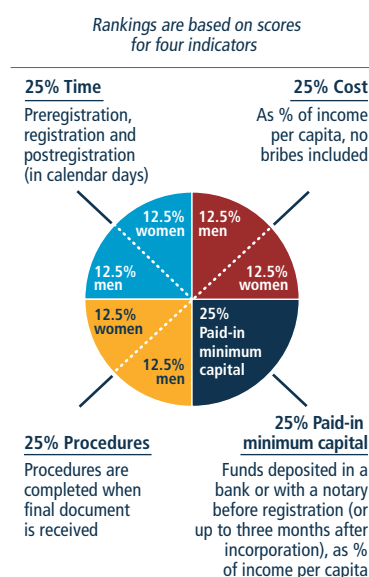
to a special tax regime, for example, liquor or tobacco. It is not using heavily polluting production processes.

- Leases the commercial plant or offices and is not a proprietor of real estate.
- The amount of the annual lease for the office space is equivalent to one income per capita.
- The size of the entire office space is approximately 929 square meters (10,000 square feet).
- Does not qualify for investment incentives or any special benefits.
- Has at least 10 and up to 50 employees one month after the commencement of operations, all of them domestic nationals.
- Has a turnover of at least 100 times income per capita.
- Has a company deed that is 10 pages long.

The owners:

- Have reached the legal age of majority and are capable of making decisions as an adult. If there is no legal age of majority, they are assumed to be 30 years old.
- Are sane, competent, in good health and have no criminal record.

FIGURE 8.2 Starting a business: getting a local limited liability company up and running



- Are married, the marriage is monogamous and registered with the authorities.
- Where the answer differs according to the legal system applicable to the woman or man in question (as may be the case in economies where there is legal plurality), the answer used will be the one that applies to the majority of the population.

Procedures

A procedure is defined as any interaction of the company founders with external parties (for example, government agencies, lawyers, auditors or notaries) or spouses (if legally required). Interactions between company founders or company officers and employees are not counted as procedures. Procedures that must be completed in the same building but in different offices or at different counters are counted as separate procedures. If founders have to visit the same office several times for different sequential procedures, each is counted separately. The founders are assumed to complete all procedures themselves, without middlemen, facilitators, accountants or lawyers, unless the use of such a third party is mandated by law or solicited by the majority of entrepreneurs. If the services of professionals are required, procedures conducted by such professionals on behalf of the company are counted as separate procedures. Each electronic procedure is counted as a separate procedure. Approvals from spouses to own a business or leave the home are considered procedures if required by law or if by failing to obtain such approval the spouse will suffer consequences under the law, such as the loss of right to financial maintenance. Obtaining permissions only required by one gender for company registration and operation, or getting additional documents only required by one gender for a national identification card are considered additional procedures. In that case, only procedures required for one spouse but not the other are counted. Both pre- and postincorporation procedures

that are officially required or commonly done in practice for an entrepreneur to formally operate a business are recorded (table 8.3).

Procedures required for official correspondence or transactions with public agencies are also included. For example, if a company seal or stamp is required on official documents, such as tax declarations, obtaining the seal or stamp is counted. Similarly, if a company must open a bank account in order to complete any subsequent procedure—such as registering for value added tax or showing proof of minimum capital deposit—this transaction is included as a procedure. Shortcuts are counted only if they fulfill four criteria: they are legal, they are available to the general public, they are used by the majority of companies, and avoiding them causes delays.

Only procedures required for all businesses are included. Industry-specific procedures are excluded. For example, procedures to comply with environmental regulations are included only when they apply to all businesses conducting general commercial or industrial activities. Procedures that the company undergoes to connect to electricity, water, gas and waste disposal services are not included in the starting a business indicators.

Time

Time is recorded in calendar days. The measure captures the median duration that incorporation lawyers or notaries indicate is necessary in practice to complete a procedure with minimum follow-up with government agencies and no unofficial payments. It is assumed that the minimum time required for each procedure is one day, except for procedures that can be fully completed online, for which the minimum time required is recorded as half a day. Although procedures may take place simultaneously, they cannot start on the same day (that is, simultaneous procedures start on consecutive days). A registration

TABLE 8.3 What do the starting a business indicators measure?

Procedures to legally start and formally operate a company (number)

Preregistration (for example, name verification or reservation, notarization)

Registration in the economy's largest business city^a

Postregistration (for example, social security registration, company seal)

Obtaining approval from spouse to start a business or to leave the home to register the company

Obtaining any gender specific document for company registration and operation or national identification card

Time required to complete each procedure (calendar days)

Does not include time spent gathering information

Each procedure starts on a separate day (two procedures cannot start on the same day)—though procedures that can be fully completed online are an exception to this rule

Registration process considered completed once final incorporation document is received or company can officially start operating

No prior contact with officials takes place

Cost required to complete each procedure (% of income per capita)

Official costs only, no bribes

No professional fees unless services required by law or commonly used in practice

Paid-in minimum capital (% of income per capita)

Funds deposited in a bank or with a third party (for example a notary) before registration or up to three months after incorporation

a. For 11 economies the data are also collected for the second largest business city.

process is considered completed once the company has received the final incorporation document or can officially commence business operations. If a procedure can be accelerated legally for an additional cost, the fastest procedure is chosen if that option is more beneficial to the economy's score. When obtaining a spouse's approval, it is assumed that permission is granted at no additional cost unless the permission needs to be notarized. It is assumed that the entrepreneur does not waste time and commits to completing each remaining procedure without delay. The time that the entrepreneur spends on

gathering information is not measured. It is assumed that the entrepreneur is aware of all entry requirements and their sequence from the beginning but has had no prior contact with any of the officials involved.

Cost

Cost is recorded as a percentage of the economy's income per capita. It includes all official fees and fees for legal or professional services if such services are required by law or commonly used in practice. Fees for purchasing and legalizing company books are included if these transactions are required by law. Although value added tax registration can be counted as a separate procedure, value added tax is not part of the incorporation cost. The company law, the commercial code and specific regulations and fee schedules are used as sources for calculating costs. In the absence of fee schedules, a government officer's estimate is taken as an official source. In the absence of a government officer's estimate, estimates by incorporation experts are used. If several incorporation experts provide different estimates, the median reported value is applied. In all cases the cost excludes bribes.

Paid-in minimum capital

The paid-in minimum capital requirement reflects the amount that the entrepreneur needs to deposit in a bank or with a third party (for example, a notary) before registration or up to three months after incorporation. It is recorded as a percentage of the economy's income per capita. The amount is typically specified in the commercial code or the company law. The legal provision needs to be adopted, enforced and fully implemented. Any legal limitation of the company's operations or decisions related to the payment of the minimum capital requirement is recorded. In case the legal minimum capital is provided per share, it is multiplied by the number of shareholders owning the company. Many economies require minimum capital but allow businesses to pay

only a part of it before registration, with the rest to be paid after the first year of operation. In El Salvador in May 2018, for example, the minimum capital requirement was \$2,000, of which 5% needed to be paid before registration. Therefore, the paid-in minimum capital recorded for El Salvador is \$100, or 2.7% of income per capita.

REFORMS

The starting a business indicator set tracks changes related to the ease of incorporating and operating a limited liability company every year. Depending on the impact on the data, certain changes are classified as reforms and listed in the summaries of *Doing Business* reforms in 2017/18 section of the report in order to acknowledge the implementation of significant changes. Reforms are divided into two types: those that make it easier to do business and those changes that make it more difficult to do business. The starting a business indicator set uses one criterion to recognize a reform.

The aggregate gap on the overall score of the indicator set is used to assess the impact of data changes. Any data update that leads to a change of 2% or more on the relative score gap is classified as a reform, except when the change is the result of automatic official fee indexation to a price or wage index (for more details, see the chapter on the ease of doing business score and ease of doing business ranking). For example, if the implementation of a new one-stop shop for company registration reduces time and procedures in a way that the overall gap decreases by 2% or more, the change is classified as a reform. Minor fee updates or other small changes in the indicators that have an aggregate impact of less than 2% on the gap are not classified as a reform, but the data is updated accordingly.

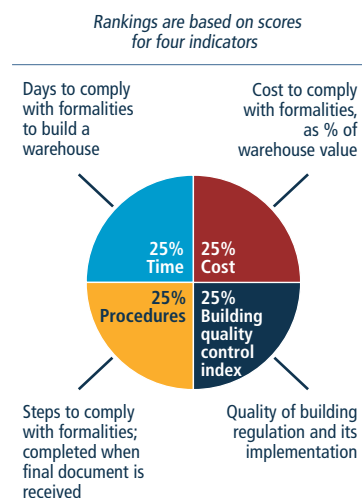
The data details on starting a business can be found for each economy at [://www.doingbusiness.org](http://www.doingbusiness.org). This methodology was developed by Djankov and others (2002) and is adopted here with minor changes.

DEALING WITH CONSTRUCTION PERMITS

Doing Business records all procedures required for a business in the construction industry to build a warehouse, along with the time and cost to complete each procedure. In addition, *Doing Business* measures the building quality control index, evaluating the quality of building regulations, the strength of quality control and safety mechanisms, liability and insurance regimes, and professional certification requirements. Information is collected through a questionnaire administered to experts in construction licensing, including architects, civil engineers, construction lawyers, construction firms, utility service providers, and public officials who deal with building regulations, including approvals, permit issuance and inspections.

The ranking of economies on the ease of dealing with construction permits is determined by sorting their scores for dealing with construction permits. These scores are the simple average of the scores for each of the component indicators (figure 8.3).

FIGURE 8.3 Dealing with construction permits: efficiency and quality of building regulation



EFFICIENCY OF CONSTRUCTION PERMITTING

Doing Business divides the process of building a warehouse into distinct procedures in the questionnaire and solicits data for calculating the time and cost to complete each procedure (figure 8.4). These procedures include, but are not limited to:

- Obtaining all plans and surveys required by the architect and the engineer to start the design of the building plans (for example, topographical surveys, location maps or soil tests).
- Obtaining and submitting all relevant project-specific documents (for example, building plans, site maps and certificates of urbanism) to the authorities.
- Hiring external third-party supervisors, consultants, engineers or inspectors (if necessary).
- Obtaining all necessary clearances, licenses, permits and certificates.
- Submitting all required notifications for the start and end of construction and for inspections.
- Requesting and receiving all necessary inspections (unless completed by a hired private, third-party inspector).

Doing Business also records procedures for obtaining connections for water and sewerage. Procedures necessary

to register the warehouse so that it can be used as collateral or transferred to another entity are also counted.

To make the data comparable across economies, several assumptions about the construction company, the warehouse project and the utility connections are used.

Assumptions about the construction company

The construction company (BuildCo):

- Is a limited liability company (or its legal equivalent).
- Operates in the economy's largest business city. For 11 economies the data are also collected for the second largest business city (table 8A.1).
- Is 100% domestically and privately owned.
- Has five owners, none of whom is a legal entity.
- Is fully licensed and insured to carry out construction projects, such as building warehouses.
- Has 60 builders and other employees, all of them nationals with the technical expertise and professional experience necessary to obtain construction permits and approvals.
- Has a licensed architect and a licensed engineer, both registered with the local association of architects or engineers, where applicable.

BuildCo is not assumed to have any other employees who are technical or licensed specialists, such as geological or topographical experts.

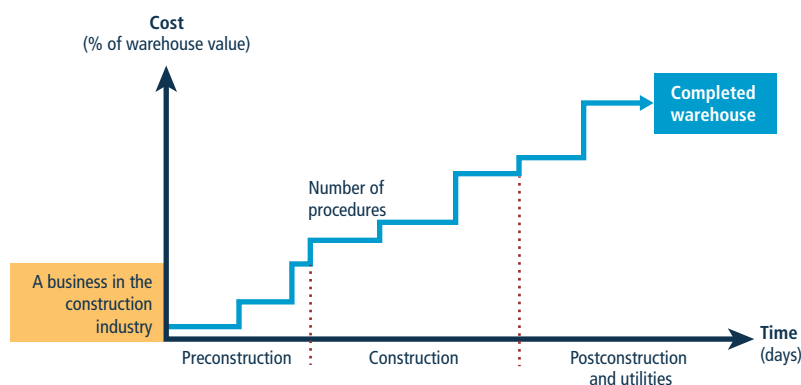
- Has paid all taxes and taken out all necessary insurance applicable to its general business activity (for example, accidental insurance for construction workers and third-person liability).
- Owns the land on which the warehouse will be built and will sell the warehouse upon its completion.

Assumptions about the warehouse

The warehouse:

- Will be used for general storage activities, such as storage of books or stationery. The warehouse will not be used for any goods requiring special conditions, such as food, chemicals, or pharmaceuticals.
- Will have two stories, both above ground, with a total constructed area of approximately 1,300.6 square meters (14,000 square feet). Each floor will be 3 meters (9 feet, 10 inches) high.
- Will have road access and be located in the periurban area of the economy's largest business city (that is, on the fringes of the city but still within its official limits). For 11 economies the data are also collected for the second largest business city.
- Will not be located in a special economic or industrial zone.
- Will be located on a land plot of approximately 929 square meters (10,000 square feet) that is 100% owned by BuildCo and is accurately registered in the cadastre and land registry where freehold titles exist. However, when the land is owned by the government and leased by BuildCo, it is assumed that BuildCo will register the land in the cadastre or land registry or both, whichever is applicable, at the completion of the warehouse.
- Is valued at 50 times income per capita.
- Will be a new construction (with no previous construction on the land),

FIGURE 8.4 What are the time, cost and number of procedures to comply with formalities to build a warehouse?



with no trees, natural water sources, natural reserves, or historical monuments of any kind on the plot.

- Will have complete architectural and technical plans prepared by a licensed architect and a licensed engineer. If preparation of the plans requires such steps as obtaining further documentation or getting prior approvals from external agencies, these are counted as separate procedures.
- Will include all technical equipment required to be fully operational.
- Will take 30 weeks to construct (excluding all delays due to administrative and regulatory requirements).

Assumptions about the utility connections

The water and sewerage connections:

- Will be 150 meters (492 feet) from the existing water source and sewer tap. If there is no water delivery infrastructure in the economy, a borehole will be dug. If there is no sewerage infrastructure, a septic tank in the smallest size available will be installed or built.
- Will not require water for fire protection reasons; a fire extinguishing system (dry system) will be used instead. If a wet fire protection system is required by law, it is assumed that the water demand specified below also covers the water needed for fire protection.
- Will have an average water use of 662 liters (175 gallons) a day and an average wastewater flow of 568 liters (150 gallons) a day. Will have a peak water use of 1,325 liters (350 gallons) a day and a peak wastewater flow of 1,136 liters (300 gallons) a day.
- Will have a constant level of water demand and wastewater flow throughout the year.
- Connection pipes will be 1 inch in diameter for water and 4 inches in diameter for sewerage.

Procedures

A procedure is any interaction of the building company's employees,

managers, or any party acting on behalf of the company with external parties, including government agencies, notaries, the land registry, the cadastre, utility companies, public inspectors, and the hiring of external private inspectors and technical experts where needed. Interactions between company employees, such as development of the warehouse plans and inspections by the in-house engineer, are not counted as procedures. However, interactions with external parties that are required for the architect to prepare the plans and drawings (such as obtaining topographic or geological surveys), or to have such documents approved or stamped by external parties, are counted as procedures. Procedures that the company undergoes to connect the warehouse to water and sewerage are included. All procedures that are legally required and done in practice by the majority of companies to build a warehouse are recorded, even if they may be avoided in exceptional cases. For example, obtaining technical conditions for electricity or a clearance of the electrical plans are counted as separate procedures if they are required for obtaining a building permit (table 8.4).

Time

Time is recorded in calendar days. The measure captures the median duration that local experts indicate is necessary to complete a procedure in practice. It is assumed that the minimum time required for each procedure is one day, except for procedures that can be fully completed online, for which the time required is recorded as half a day. Although procedures may take place simultaneously, they cannot start on the same day (that is, simultaneous procedures start on consecutive days), again with the exception of procedures that can be fully completed online. If a procedure can be accelerated legally for an additional cost, the fastest procedure is chosen if that option is more beneficial to the economy's score. It is assumed that BuildCo does not waste time and

TABLE 8.4 What do the indicators on the efficiency of construction permitting measure?

Procedures to legally build a warehouse (number)

Submitting all relevant documents and obtaining all necessary clearances, licenses, permits and certificates

Submitting all required notifications and receiving all necessary inspections

Obtaining utility connections for water and sewerage

Registering the warehouse after its completion (if required for use as collateral or for transfer of the warehouse)

Time required to complete each procedure (calendar days)

Does not include time spent gathering information

Each procedure starts on a separate day—though procedures that can be fully completed online are an exception to this rule

Procedure is considered completed once final document is received

No prior contact with officials

Cost required to complete each procedure (% of warehouse value)

Official costs only, no bribes

commits to completing each remaining procedure without delay. The time that BuildCo spends on gathering information is not taken into account. It is assumed that BuildCo follows all building requirements and their sequence as required.

Cost

Cost is recorded as a percentage of the warehouse value (assumed to be 50 times income per capita). Only official costs are recorded. All fees associated with completing the procedures to legally build a warehouse are recorded, including those associated with obtaining land use approvals and preconstruction design clearances; receiving inspections before, during, and after construction; obtaining utility connections; and registering the warehouse at the property registry. Nonrecurring taxes required for the completion of the warehouse project are also recorded. Sales taxes (such as value added tax) or capital gains taxes are not recorded. Nor are deposits that must

be paid up front and are later refunded. The building code, information from local experts, specific regulations and fee schedules are used as sources for costs. If several local partners provide different estimates, the median reported value is used.

BUILDING QUALITY CONTROL

The building quality control index is based on six indices—the quality of building regulations, quality control before, during and after construction, liability and insurance regimes, and professional certifications indices (table 8.5). The indicator is based on the same case study assumptions as the measures of efficiency.

Quality of building regulations index

The quality of building regulations index has two components:

- Whether building regulations are easily accessible. A score of 1 is assigned if building regulations (including the building code) or regulations dealing with construction permits are available on a website that is updated as new regulations are passed; 0.5 if the building regulations are available free of charge (or for a nominal fee) at the relevant permit-issuing authority; 0 if the building regulations must be purchased or if they are not made easily accessible anywhere.
- Whether the requirements for obtaining a building permit are clearly specified. A score of 1 is assigned if the building regulations (including the building code) or any accessible website, brochure, or pamphlet clearly specifies the list of required documents to submit, the fees to be paid, and all required preapprovals of the drawings (example: electrical, water and sewerage, environmental) or plans by the relevant agencies; 0 if none of these sources specify any of these requirements or if these sources specify fewer than the three requirements mentioned above.

The index ranges from 0 to 2, with higher values indicating clearer and more transparent building regulations. In New Zealand, for example, all relevant legislation can be found on an official government website (a score of 1). The legislation specifies the list of required documents to submit, the fees to be paid, and all required preapprovals of the drawings or plans by the relevant agencies (a score of 1). Adding these numbers gives New Zealand a score of 2 on the quality of building regulations index.

Quality control before construction index

The quality control before construction index has one component:

- Whether by law, a licensed architect or licensed engineer is part of the committee or team that reviews and approves building permit applications and whether that person has the authority to refuse an application if the plans are not in conformity with regulations. A score of 1 is assigned if the national association of architects or engineers (or its equivalent) must review the building plans, if an independent firm or expert who is a licensed architect or engineer must review the plans, if the architect or engineer who prepared the plans must submit an attestation to the permit-issuing authority stating that the plans are in compliance with the building regulations or if a licensed architect or engineer is part of the committee or team that approves the plans at the relevant permit-issuing authority; 0 if no licensed architect or engineer is involved in the review of the plans to ensure their compliance with building regulations.

The index ranges from 0 to 1, with higher values indicating better quality control in the review of the building plans. In Rwanda, for example, the city hall in Kigali must review the building permit application, including the plans and drawings, and both a licensed architect and a licensed engineer are part

TABLE 8.5 What do the indicators on building quality control measure?

Quality of building regulations index (0–2)
Accessibility of building regulations (0–1)
Clarity of requirements for obtaining a building permit (0–1)
Quality control before construction index (0–1)
Whether licensed or technical experts approve building plans (0–1)
Quality control during construction index (0–3)
Types of inspections legally mandated during construction (0–2)
Implementation of legally mandated inspections in practice (0–1)
Quality control after construction index (0–3)
Final inspection legally mandated after construction (0–2)
Implementation of legally mandated final inspection in practice (0–1)
Liability and insurance regimes index (0–2)
Parties held legally liable for structural flaws after building occupancy (0–1)
Parties legally mandated to obtain insurance to cover structural flaws after building occupancy or insurance is commonly obtained in practice (0–1)
Professional certifications index (0–4)
Qualification requirements for individual who approves building plans (0–2)
Qualification requirements for individual who supervises construction or conducts inspections (0–2)
Building quality control index (0–15)
Sum of the quality of building regulations, quality control before construction, quality control during construction, quality control after construction, liability and insurance regimes, and professional certifications indices

of the team that reviews the plans and drawings. Rwanda therefore receives a score of 1 on the quality control before construction index.

Quality control during construction index

The quality control during construction index has two components:

- Whether inspections are mandated by law during the construction process. A score of 2 is assigned if (i) a government agency is legally mandated to conduct technical inspections at different stages during the construction or an in-house engineer (that is, an employee of

the building company), an external supervising engineer or firm is legally mandated to conduct technical inspections at different stages during the construction of the building and is required to submit a detailed inspections report at the completion of the construction; and (ii) it is legally mandated to conduct risk-based inspections. A score of 1 is assigned if a government agency is legally mandated to conduct only technical inspections at different stages during the construction or if an in-house engineer (that is, an employee of the building company), an external supervising engineer or an external inspections firm is legally mandated to conduct technical inspections at different stages during the construction of the building and is required to submit a detailed inspections report at the completion of the construction. A score of 0 is assigned if a government agency is legally mandated to conduct unscheduled inspections, or if no technical inspections are mandated by law.

- Whether inspections during construction are implemented in practice. A score of 1 is assigned if the legally mandated inspections during construction always occur in practice; 0 if the legally mandated inspections do not occur in practice, if the inspections occur most of the time but not always or if inspections are not mandated by law regardless of whether they commonly occur in practice.

The index ranges from 0 to 3, with higher values indicating better quality control during the construction process. In Antigua and Barbuda, for example, the Development Control Authority is legally mandated to conduct phased inspections under the Physical Planning Act of 2003 (a score of 1). However, the Development Control Authority rarely conducts these inspections in practice (a score of 0). Adding these numbers gives Antigua and Barbuda a score of 1 on the quality control during construction index.

Quality control after construction index

The quality control after construction index has two components:

- Whether a final inspection is mandated by law in order to verify that the building was built in compliance with the approved plans and existing building regulations. A score of 2 is assigned if an in-house supervising engineer (that is, an employee of the building company), an external supervising engineer or an external inspections firm is legally mandated to verify that the building has been built in accordance with the approved plans and existing building regulations, or if a government agency is legally mandated to conduct a final inspection upon completion of the building; 0 if no final inspection is mandated by law after construction and no third party is required to verify that the building has been built in accordance with the approved plans and existing building regulations.
- Whether the final inspection is implemented in practice. A score of 1 is assigned if the legally mandated final inspection after construction always occurs in practice or if a supervising engineer or firm attests that the building has been built in accordance with the approved plans and existing building regulations; 0 if the legally mandated final inspection does not occur in practice, if the legally mandated final inspection occurs most of the time but not always, or if a final inspection is not mandated by law regardless of whether or not it commonly occurs in practice.

The index ranges from 0 to 3, with higher values indicating better quality control after the construction process. In Haiti, for example, the Municipality of Port-au-Prince is legally mandated to conduct a final inspection under the National Building Code of 2012 (a score of 2). However, the final inspection does not occur in practice (a score of 0). Adding these numbers gives Haiti

a score of 2 on the quality control after construction index.

Liability and insurance regimes index

The liability and insurance regimes index has two components:

- Whether any parties involved in the construction process are held legally liable for latent defects such as structural flaws or problems in the building once it is in use. A score of 1 is assigned if at least two of the following parties are held legally liable for structural flaws or problems in the building once it is in use: the architect or engineer who designed the plans for the building, the professional or agency that conducted technical inspections, or the construction company; 0.5 if only one of the parties is held legally liable for structural flaws or problems in the building once it is in use; 0 if no party is held legally liable for structural flaws or problems in the building once it is in use, if the project owner or investor is the only party held liable, if liability is determined in court, or if liability is stipulated in a contract.
- Whether any parties involved in the construction process is legally required to obtain a latent defect liability—or decennial (10 years) liability—insurance policy to cover possible structural flaws or problems in the building once it is in use. A score of 1 is assigned if the architect or engineer who designed the plans for the building, the professional or agency that conducted the technical inspections, the construction company, or the project owner or investor is required by law to obtain either a decennial liability insurance policy or a latent defect liability insurance policy to cover possible structural flaws or problems in the building once it is in use or if a decennial liability insurance policy or a latent defect liability insurance is commonly obtained in practice by the majority of any of these parties even if not required by

law. A score of 0 is assigned if no party is required by law to obtain either a decennial liability insurance or a latent defect liability insurance, and such insurance is not commonly obtained in practice by any party, if the requirement to obtain an insurance policy is stipulated in a contract, if any party must obtain a professional insurance or an all risk insurance to cover the safety of workers or any other defects during construction but not a decennial liability insurance or a latent defect liability insurance that would cover defects after the building is in use, or if any party is required to pay for any damages caused on their own without having to obtain an insurance policy.

The index ranges from 0 to 2, with higher values indicating more stringent latent defect liability and insurance regimes. In Madagascar, for example, under article 1792 of the Civil Code both the architect who designed the plans and the construction company are legally held liable for latent defects for a period of 10 years after the completion of the building (a score of 1). However, there is no legal requirement for any party to obtain a decennial liability insurance policy to cover structural defects, nor do most parties obtain such insurance in practice (a score of 0). Adding these numbers gives Madagascar a score of 1 on the liability and insurance regimes index.

Professional certifications index

The professional certifications index has two components:

- The qualification requirements of the professional responsible for verifying that the architectural plans or drawings are in compliance with the building regulations. A score of 2 is assigned if national or state regulations mandate that the professional must have a minimum number of years of practical experience, must have a university degree (a minimum of a bachelor's) in architecture or engineering, and must also either be

a registered member of the national order (association) of architects or engineers or pass a qualification exam. A score of 1 is assigned if national or state regulations mandate that the professional must have a university degree (a minimum of a bachelor's) in architecture or engineering and must also either have a minimum number of years of practical experience or be a registered member of the national order (association) of architects or engineers or pass a qualification exam. A score of 0 is assigned if national or state regulations mandate that the professional must meet only one of the above requirements, if they mandate that the professional must meet two of the requirements but neither of the two is to have a university degree, or if no national or state regulation determines the professional's qualification requirements.

- The qualification requirements of the professional who conducts the technical inspections during construction. A score of 2 is assigned if national or state regulations mandate that the professional must have a minimum number of years of practical experience, must have a university degree (a minimum of a bachelor's) in engineering, and must also either be a registered member of the national order of engineers or pass a qualification exam. A score of 1 is assigned if national or state regulations mandate that the professional must have a university degree (a minimum of a bachelor's) in engineering and must also either have a minimum number of years of practical experience or be a registered member of the national order (association) of engineers or pass a qualification exam. A score of 0 is assigned if national or state regulations mandate that the professional must meet only one of the requirements, if they mandate that the professional must meet two of the requirements but neither of the two is to have a university degree, or if no national or state regulation

determines the professional's qualification requirements.

The index ranges from 0 to 4, with higher values indicating stricter professional certification requirements. In Albania, for example, the professional conducting technical inspections during construction must have a minimum number of years of experience, a relevant university degree and must be a registered architect or engineer (a score of 2). However, the professional responsible for verifying that the architectural plans or drawings are in compliance with building regulations must only have a minimum number of years of experience and a university degree in architecture or engineering (a score of 1). Adding these numbers gives Albania a score of 3 on the professional certifications index.

Building quality control index

The building quality control index is the sum of the scores on the quality of building regulations, quality control before construction, quality control during construction, quality control after construction, liability and insurance regimes, and professional certifications indices. The index ranges from 0 to 15, with higher values indicating better quality control and safety mechanisms in the construction regulatory system.

If an economy issued no building permits between June 2017 and May 2018 or if the applicable building legislation in the economy is not being implemented, the economy receives a "no practice" mark on the procedures, time, and cost indicators. In addition, a "no practice" economy receives a score of 0 on the building quality control index even if its legal framework includes provisions related to building quality control and safety mechanisms.

REFORMS

The dealing with construction permits indicator set tracks changes related to the efficiency and quality of construction permitting systems every year.

Depending on their impact on the data, certain changes are classified as reforms and listed in the summaries of *Doing Business* reforms in 2017/18 section of the report in order to acknowledge the implementation of significant changes. Reforms are divided into two types: those that make it easier to do business and those changes that make it more difficult to do business. The dealing with construction permits indicator set uses only one criterion to recognize a reform.

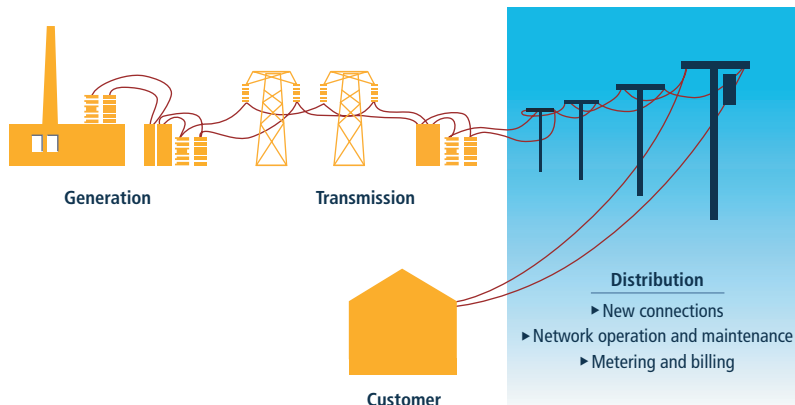
The aggregate gap on the overall score of the indicator set is used to assess the impact of data changes. Any data update that leads to a change of 2% or more on the score gap is classified as a reform, except when the change is the result of automatic official fee indexation to a price or wage index (for more details, see the chapter on the ease of doing business score and ease of doing business ranking). For example, if the implementation of a new electronic permitting system reduces time in a way that the overall gap decreases by 2% or more, such a change is classified as a reform. Minor fee updates or other smaller changes in the indicators that have an aggregate impact of less than 2% on the gap are not classified as a reform, but their impact is still reflected on the most updated data for this indicator set.

The data details on dealing with construction permits can be found for each economy at <http://www.doingbusiness.org>.

GETTING ELECTRICITY

Doing Business records all procedures required for a business to obtain a permanent electricity connection and supply for a standardized warehouse (figure 8.5). These procedures include applications and contracts with electricity utilities, all necessary inspections and clearances from the distribution utility as well as other agencies, and the external and final connection works. The questionnaire divides the process

FIGURE 8.5 *Doing Business* measures the connection process at the level of distribution utilities



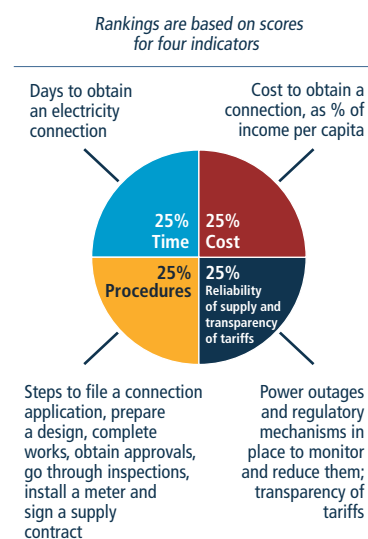
of getting an electricity connection into distinct procedures and solicits data for calculating the time and cost to complete each procedure.

In addition, *Doing Business* measures the reliability of supply and transparency of tariffs index (included in the aggregate doing business score and ranking on the ease of doing business) and the price of electricity (omitted from these aggregate measures). The reliability of supply and transparency of tariffs index encompasses quantitative data on the duration and frequency of power outages as well as qualitative information on the mechanisms put in place by the utility for monitoring power outages and restoring power supply, the reporting relationship between the utility and the regulator for power outages, the transparency and accessibility of tariffs and, lastly, whether the utility faces a financial deterrent aimed at limiting outages (such as a requirement to compensate customers or pay fines when outages exceed a certain cap).

The ranking of economies on the ease of getting electricity is determined by sorting their scores for getting electricity. These scores are the simple average of the scores for all the component indicators except the price of electricity (figure 8.6).

Data on the reliability of supply are collected from the electricity distribution utilities or regulators, depending upon the specific technical nature of the data. The rest of the information, including data on transparency of tariffs and procedures for obtaining electricity connection, are collected from all market players—the electricity distribution utility, electricity regulatory agencies and independent professionals such as electrical engineers, electrical contractors

FIGURE 8.6 Getting electricity: efficiency, reliability and transparency



Note: The price of electricity is measured but does not count for the rankings.

and construction companies. The distribution utility consulted is the one serving the area (or areas) where warehouses are most commonly located. If there is a choice of distribution utilities, the one serving the largest number of customers is selected.

To make the data comparable across economies, several assumptions about the warehouse, the electricity connection and the monthly consumption are used.

Assumptions about the warehouse

The warehouse:

- Is owned by a local entrepreneur.
- Is located in the economy's largest business city. For 11 economies the data are also collected for the second largest business city (table 8A.1).
- Is located in an area where similar warehouses are typically located. In this area a new electricity connection is not eligible for a special investment promotion regime (offering special subsidization or faster service, for example).
- Is located in an area with no physical constraints. For example, the property is not near a railway.
- Is a new construction and is being connected to electricity for the first time.
- Has two stories, both above ground, with a total surface area of approximately 1,300.6 square meters (14,000 square feet). The plot of land on which it is built is 929 square meters (10,000 square feet).
- Is used for storage of goods.

Assumptions about the electricity connection

The electricity connection:

- Is a permanent one.
- Is a three-phase, four-wire Y connection with a subscribed capacity of 140-kilo-volt-ampere (kVA) with a power factor of 1, when 1 kVA = 1 kilowatt (kW).
- Has a length of 150 meters. The connection is to either the low- or

medium-voltage distribution network and is either overhead or underground, whichever is more common in the area where the warehouse is located.

- Requires works that involve the crossing of a 10-meter wide road (by excavation, overhead lines) but are all carried out on public land. There is no crossing of other owners' private property because the warehouse has access to a road.
- Includes only negligible length in the customer's private domain.
- Does not require work to install the internal wiring of the warehouse. This has already been completed up to and including the customer's service panel or switchboard and the meter base. However, internal wiring inspections and certifications that are prerequisites to obtain a new connection are counted as procedures.

Assumptions about the monthly consumption for January

- It is assumed that the warehouse operates 30 days a month from 9:00 a.m. to 5:00 p.m. (8 hours a day), with equipment utilized at 80% of capacity on average and that there are no electricity cuts (assumed for simplicity reasons).
- The monthly energy consumption is 26,880 kilowatt-hours (kWh); hourly consumption is 112 kWh.
- If multiple electricity suppliers exist, the warehouse is served by the cheapest supplier.
- Tariffs effective in January of the current year are used for calculation of the price of electricity for the warehouse. Although January has 31 days, for calculation purposes only 30 days are used.

Procedures

A procedure is defined as any interaction of the company's employees or its main electrician or electrical engineer (that is, the one who may have done the internal wiring) with external parties, such as the electricity distribution utility,

electricity supply utilities, government agencies, electrical contractors and electrical firms. Interactions between company employees and steps related to the internal electrical wiring, such as the design and execution of the internal electrical installation plans, are not counted as procedures. However, internal wiring inspections and certifications that are prerequisites to obtain a new connection are counted as procedures. Procedures that must be completed with the same utility but with different departments are counted as separate procedures (table 8.6).

The company's employees are assumed to complete all procedures themselves unless the use of a third party is mandated (for example, if an electrician registered with the utility is the only party allowed to submit an application). If the company can, but is not required to request the services of professionals (such as a private firm), procedures will be counted for each interaction commonly done in practice.

A procedure is always counted for the external works—whether it is carried out by the utility or a private contractor. However, the external work procedure and the meter installation can be counted as one unique procedure provided two specific conditions are met: (i) both the external works and meter installation are carried out by the same company or agency, and (ii) there is no additional interaction for the customer between the external works and the meter installation (such as, for example, a supply contract that needs to be signed or a security deposit that needs to be paid).

If an internal wiring inspection—or a related certification on the installation—is needed to obtain a new connection, then it is counted as a procedure. However, if an internal inspection and the meter installation occur (i) at the same time, and (ii) without additional follow up or through a separate request, then these are counted as one procedure.

TABLE 8.6 What do the getting electricity indicators measure?**Procedures to obtain an electricity connection (number)**

Submitting all relevant documents and obtaining all necessary clearances and permits

Completing all required notifications and receiving all necessary inspections

Obtaining external installation works and possibly purchasing material for these works

Concluding any necessary supply contract and obtaining final supply

Time required to complete each procedure (calendar days)

Is at least one calendar day

Each procedure starts on a separate day

Does not include time spent gathering information

Reflects the time spent in practice, with little follow-up and no prior contact with officials

Cost required to complete each procedure (% of income per capita)

Official costs only, no bribes

Value added tax excluded

Reliability of supply and transparency of tariffs index (0–8)

Duration and frequency of power outages (0–3)

Tools to monitor power outages (0–1)

Tools to restore power supply (0–1)

Regulatory monitoring of utilities' performance (0–1)

Financial deterrents aimed at limiting outages (0–1)

Transparency and accessibility of tariffs (0–1)

Price of electricity (cents per kilowatt-hour)

Price based on monthly bill for commercial warehouse in case study

Note: While *Doing Business* measures the price of electricity, it does not include these data when calculating the score for getting electricity or the ranking on the ease of getting electricity.

Time

Time is recorded in calendar days. The measure captures the median duration that the electricity utility and experts indicate is necessary in practice, rather than required by law, to complete a procedure with minimum follow-up and no extra payments. It is assumed that the minimum time required for each procedure is one day. Although procedures may take place simultaneously, they cannot start on the same day (that is, simultaneous procedures start on consecutive days). It is assumed that

the company does not waste time and commits to completing each remaining procedure without delay. The time that the company spends on gathering information is not taken into account. It is assumed that the company is aware of all electricity connection requirements and their sequence from the beginning.

Cost

Cost is recorded as a percentage of the economy's income per capita and is exclusive of value added tax. All the fees and costs associated with completing the procedures to connect a warehouse to electricity are recorded, including those related to obtaining clearances from government agencies, applying for the connection, receiving inspections of both the site and the internal wiring, purchasing material, getting the actual connection works and paying a security deposit. Information from local experts and specific regulations and fee schedules are used as sources. If several local partners provide different estimates, the median reported value is used. In all cases the cost excludes bribes.

Security deposit

Utilities may require security deposits as a guarantee against the possible failure of customers to pay their consumption bills. For this reason, the security deposit for a new customer is most often calculated as a function of the customer's estimated consumption.

Doing Business does not record the full amount of the security deposit. If the deposit is based on the customer's actual consumption, this basis is the one assumed in the case study. Rather than the full amount of the security deposit, *Doing Business* records the present value of the losses in interest earnings experienced by the customer because the utility holds the security deposit over a prolonged period, in most cases until the end of the contract (assumed to be after five years). In cases where the security deposit is used to cover the first monthly

consumption bills, it is not recorded. To calculate the present value of the lost interest earnings, the end-2017 lending rates from the International Monetary Fund's International Financial Statistics are used. In cases where the security deposit is returned with interest, the difference between the lending rate and the interest paid by the utility is used to calculate the present value.

In some economies, the security deposit can be put up in the form of a bond: the company can obtain from a bank or an insurance company a guarantee issued on the assets it holds with that financial institution. In contrast to the scenario in which the customer pays the deposit in cash to the utility, in this case the company does not lose ownership control over the full amount and can continue using it. In return, the company will pay the bank a commission for obtaining the bond. The commission charged may vary depending on the credit standing of the company. The best possible credit standing and thus the lowest possible commission are assumed. Where a bond can be put up, the value recorded for the deposit is the annual commission times the five years assumed to be the length of the contract. If both options exist, the cheaper alternative is recorded.

In Hong Kong SAR, China, a customer requesting a 140-kVA electricity connection in 2018 would have had to put up a security deposit of 64,721 Hong Kong dollars (approximately \$8,250) in cash or check, and the deposit would have been returned only at the end of the contract. The customer could instead have invested this money at the prevailing lending rate of 5.0%. Over the five years of the contract, this would imply a present value of lost interest earnings of 14,008 Hong Kong dollars (\$1,780). In contrast, if the customer chose to settle the deposit with a bank guarantee at an annual rate of 1.5%, the amount lost over the five years would be just 4,854 Hong Kong dollars (\$620).

Reliability of supply and transparency of tariffs index

Doing Business uses the system average interruption duration index (SAIDI) and the system average interruption frequency index (SAIFI) to measure the duration and frequency of power outages in the largest business city of each economy (for 11 economies the data are also collected for the second largest business city; table 8A.1). SAIDI is the average total duration of outages over the course of a year for each customer served, while SAIFI is the average number of service interruptions experienced by a customer in a year. Annual data (covering the calendar year) are collected from distribution utility companies and national regulators on SAIDI and SAIFI. Both SAIDI and SAIFI estimates should include planned and unplanned outages, as well as load shedding.

An economy is eligible to obtain a score on the reliability of supply and transparency of tariffs index if it satisfies two conditions. First, the utility must collect data on all types of outages (measuring the average total duration of outages per customer and the average number of outages per customer). Second, the SAIDI value must be below a threshold of 100 hours and the SAIFI value must be under 100 outages.

An economy is not eligible to obtain a score if outages are too frequent or long-lasting for the electricity supply to be considered reliable—that is, if the SAIDI or the SAIFI values exceed the determined thresholds. An economy is also not eligible to obtain a score on the index if data on power outages are not collected or collected partially (for example, planned outages or load shedding are not included in the calculation of the SAIDI and SAIFI indices), and if the minimum outage time considered for calculation of the SAIDI and SAIFI indices is over 5 minutes.

For all economies that meet the criteria as determined by *Doing Business*, a score

on the reliability of supply and transparency of tariffs index is calculated on the basis of the following six components:

- What the SAIDI and SAIFI values are. If SAIDI and SAIFI are 12 (equivalent to an outage of one hour each month) or below, a score of 1 is assigned. If SAIDI and SAIFI are 4 (equivalent to an outage of one hour each quarter) or below, 1 additional point is assigned. Finally, if SAIDI and SAIFI are 1 (equivalent to an outage of one hour per year) or below, 1 more point is assigned.
- What tools are used by the distribution utility to monitor power outages. A score of 1 is assigned if the utility uses automated tools, such as an Outage/Incident Management System (OMS/IMS) or Supervisory Control and Data Acquisition (SCADA) system; 0 if it relies solely on calls from customers, and records and monitors outages manually.
- What tools are used by the distribution utility to restore power supply. A score of 1 is assigned if the utility uses automated tools, such as an OMS/IMS or SCADA system; 0 if it relies solely on manual resources for service restoration, such as field crews or maintenance personnel.
- Whether a regulator—that is, an entity separate from the utility—monitors the utility's performance on reliability of supply. A score of 1 is assigned if the regulator performs periodic or real-time reviews; 0 if it does not monitor power outages and does not require the utility to report on reliability of supply.
- Whether financial deterrents exist to limit outages. A score of 1 is assigned if the utility compensates customers when outages exceed a certain cap, if the utility is fined by the regulator when outages exceed a certain cap or if both these conditions are met; 0 if no deterrent mechanism of any kind is available.
- Whether electricity tariffs are transparent and easily available. A score of 1 is assigned if effective tariffs are

available online and customers are notified of a change in tariff a full billing cycle (that is, one month) ahead of time; 0 if not.

The index ranges from 0 to 8, with higher values indicating greater reliability of electricity supply and greater transparency of tariffs. In the United Kingdom, for example, the distribution utility company UK Power Networks uses SAIDI and SAIFI metrics to monitor and collect data on power outages. In 2017, the average total duration of power outages in London was 0.27 hours per customer and the average number of outages experienced by a customer was 0.13. Both SAIDI and SAIFI are below the threshold and indicate that there was less than one outage a year per customer, for a total duration of less than one hour. Hence, the economy not only meets the eligibility criteria for obtaining a score on the index, it also receives a score of 3 on the first component of the index. The utility uses the automatic GE PowerOn Control System to identify faults in the network (a score of 1) and restore electricity service (a score of 1). The Office of Gas and Electricity Markets, an independent national regulatory authority, actively reviews the utility's performance in providing reliable electricity service (a score of 1) and requires the utility to compensate customers if outages last longer than a maximum period defined by the regulator (a score of 1). Customers are notified of a change in tariffs ahead of the next billing cycle and can easily check effective tariffs online (a score of 1). Adding these numbers gives the United Kingdom a total score of 8 on the reliability of supply and transparency of tariffs index.

On the other hand, several economies receive a score of 0 on the reliability of supply and transparency of tariffs index. The reason may be that outages occur more than once a month and none of the mechanisms and tools measured by the index are in place. An economy

may also receive a score of 0 if either the SAIDI or SAIFI value (or both) exceeds the threshold of 100, or not all outages were considered when calculating the indices. In Suriname, for example, the utility does not include load shedding in the calculation of SAIDI and SAIFI indices. Thus, based on the criteria established, Suriname cannot receive a score on the index even though the utility uses automated systems for monitoring outages and restoration of power supply and there is a transparency of electricity tariffs.

If an economy issued no new electricity connections to an electrical grid between June 2017 and May 2018, or if electricity is not provided during that period, the economy receives a “no practice” mark on the procedures, time and cost indicators. In addition, a “no practice” economy receives a score of 0 on the reliability of supply and transparency of tariff index even if, for example, there is regulatory oversight of utilities on power interruptions, among others.

Price of electricity

Doing Business measures the price of electricity but does not include these data when calculating the score for getting electricity or the ranking on the ease of getting electricity. The data are available on the *Doing Business* website (<http://www.doingbusiness.org>) and are based on standardized assumptions to ensure comparability across economies.

The price of electricity is measured in U.S. cents per kilowatt-hour. A monthly electricity consumption is assumed, for which a monthly bill is then computed for a warehouse based in the largest business city of the economy for the month of January (for 11 economies the data are also collected for the second largest business city; table 8A.1). As noted, the warehouse uses electricity 30 days a month, from 9:00 a.m. to 5:00 p.m., so different tariff schedules may apply if a time-of-use tariff is available.

REFORMS

The getting electricity indicator set tracks changes related to the efficiency of the connection process, as well as the reliability of power supply and transparency of tariffs. Depending on the impact on the data, certain changes are classified as reforms and listed in the summaries of *Doing Business* reforms in 2017/18 section of the report in order to acknowledge the implementation of significant changes. Reforms are divided into two types: those that make it easier to do business and those changes that make it more difficult to do business. The getting electricity indicator set uses two criteria to recognize a reform.

First, the aggregate gap on the overall score of the indicator set is used to assess the impact of data changes. Any data update that leads to a change of 2% or more on the score gap is classified as a reform, except when the change is the result of automatic official fee indexation to a price or wage index (for more details, see the chapter on the ease of doing business score and ease of doing business ranking). For example, if the implementation of a new single window at the utility reduces the time to process new connection requests in a way that the overall gap decreases by 2% or more, such a change is classified as a reform. On the other hand, minor fee updates from the utility or other small changes that have an aggregate impact of less than 2% on the gap are not classified as a reform, but their impact is still reflected in the most updated indicators for this topic.

Second, to be considered a reform, changes in the data must be tied to an initiative led by the utility or by the government—and not an exogenous event. For example, if outages increase considerably from one year to the next due to inclement weather, this cannot be considered a reform that makes doing business harder. Similarly, if the cost of electricity-related materials (such as cabling or transformers) decreases due to a currency appreciation, this cannot

be considered a reform that makes doing business easier. However, if a utility establishes a one-stop shop to streamline the connection process or if it installs an automated system to improve monitoring of power outages and restoration of electricity services, these actions would be considered reforms that made doing business easier.

The data details on getting electricity can be found for each economy at <http://www.doingbusiness.org>. The initial methodology was developed by Geginat and Ramalho (2015) and is adopted here with minor changes.

REGISTERING PROPERTY

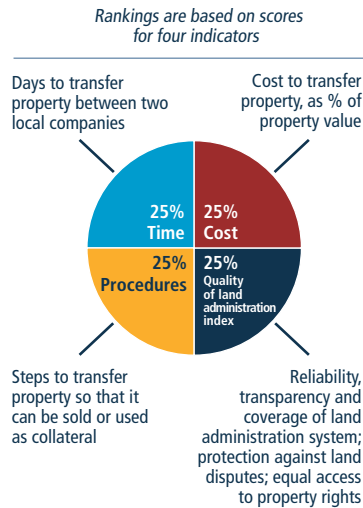
Doing Business records the full sequence of procedures necessary for a limited liability company (the buyer) to purchase a property from another business (the seller) and to transfer the property title to the buyer's name so that the buyer can use the property for expanding its business, use the property as collateral in taking new loans or, if necessary, sell the property to another business. It also measures the time and cost to complete each of these procedures. *Doing Business* also measures the quality of the land administration system in each economy. The quality of land administration index has five dimensions: reliability of infrastructure, transparency of information, geographic coverage, land dispute resolution and equal access to property rights.

The ranking of economies on the ease of registering property is determined by sorting their scores for registering property. These scores are the simple average of the scores for each of the component indicators (figure 8.7).

EFFICIENCY OF TRANSFERRING PROPERTY

As recorded by *Doing Business*, the process of transferring property starts with obtaining the necessary documents, such as a copy of the seller's title if

FIGURE 8.7 Registering property: efficiency and quality of land administration system



necessary, and conducting due diligence if required. The transaction is considered complete when it is opposable to third parties and when the buyer can use the property, use it as collateral for a bank loan or resell it (figure 8.8). Every procedure required by law or necessary in practice is included, whether it is the responsibility of the seller or the buyer or must be completed by a third party on their behalf. Local property lawyers, notaries and property registries provide information on procedures as well as the time and cost to complete each of them.

To make the data comparable across economies, several assumptions about the parties to the transaction, the property and the procedures are used.

Assumptions about the parties

The parties (buyer and seller):

- Are limited liability companies (or the legal equivalent).
- Are located in the periurban area of the economy's largest business city. For 11 economies the data are also collected for the second largest business city (table 8A.1).
- Are 100% domestically and privately owned.

- Have 50 employees each, all of whom are nationals.
- Perform general commercial activities.

Assumptions about the property

The property:

- Has a value of 50 times income per capita, which equals the sale price.
- Is fully owned by the seller.
- Has no mortgages attached and has been under the same ownership for the past 10 years.
- Is registered in the land registry or cadastre, or both, and is free of title disputes.
- Is located in a periurban commercial zone, and no rezoning is required.
- Consists of land and a building. The land area is 557.4 square meters (6,000 square feet). A two-story warehouse of 929 square meters (10,000 square feet) is located on the land. The warehouse is 10 years old, is in good condition, has no heating system and complies with all safety standards, building codes and other legal requirements. The property, consisting of land and building, will be transferred in its entirety.
- Will not be subject to renovations or additional construction following the purchase.
- Has no trees, natural water sources, natural reserves or historical monuments of any kind.

- Will not be used for special purposes, and no special permits, such as for residential use, industrial plants, waste storage or certain types of agricultural activities, are required.
- Has no occupants, and no other party holds a legal interest in it.

Procedures

A procedure is defined as any interaction of the buyer or the seller, their agents (if an agent is legally or in practice required) with external parties, including government agencies, inspectors, notaries and lawyers. Interactions between company officers and employees are not considered. All procedures that are legally or in practice required for registering property are recorded, even if they may be avoided in exceptional cases (table 8.7). If a procedure can be accelerated legally for an additional cost, the fastest procedure is chosen if that option is more beneficial to the economy's score and if it is used by the majority of property owners. Although the buyer may use lawyers or other professionals where necessary in the registration process, it is assumed that the buyer does not employ an outside facilitator in the registration process unless legally or in practice required to do so.

Time

Time is recorded in calendar days. The measure captures the median

FIGURE 8.8 What are the time, cost and number of procedures required to transfer property between two local companies?

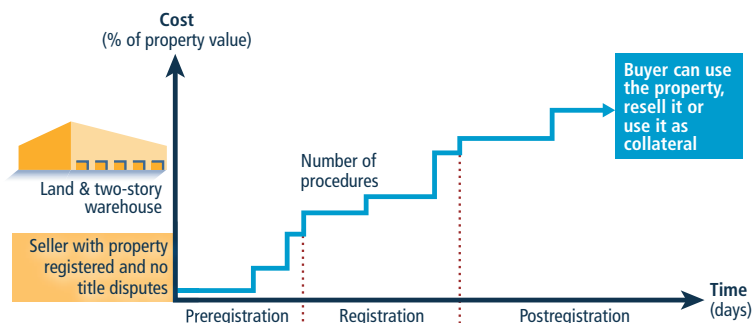


TABLE 8.7 What do the indicators on the efficiency of transferring property measure?**Procedures to legally transfer title on immovable property (number)**

Preregistration procedures (for example, checking for liens, notarizing sales agreement, paying property transfer taxes)

Registration procedures in the economy's largest business city^a

Postregistration procedures (for example, filling title with municipality)

Time required to complete each procedure

Does not include time spent gathering information

Each procedure starts on a separate day—though procedures that can be fully completed online are an exception to this rule

Procedure is considered completed once final document is received

No prior contact with officials

Cost required to complete each procedure (% of property value)

Official costs only (such as administrative fees, duties and taxes)

Value Added Tax, Capital Gains Tax and illicit payments are excluded

a. For 11 economies the data are also collected for the second largest business city.

duration that property lawyers, notaries or registry officials indicate is necessary to complete a procedure. It is assumed that the minimum time required for each procedure is one day, except for procedures that can be fully completed online, for which the time required is recorded as half a day. Although procedures may take place simultaneously, they cannot start on the same day (again except for procedures that can be fully completed online). It is assumed that the buyer does not waste time and commits to completing each remaining procedure without delay. If a procedure can be accelerated for an additional cost, the fastest legal procedure available and used by the majority of property owners is chosen. If procedures can be undertaken simultaneously, it is assumed that they are. It is assumed that the parties involved are aware of all requirements and their sequence from the beginning. Time spent on gathering information is not considered. If time estimates differ

among sources, the median reported value is used.

Cost

Cost is recorded as a percentage of the property value, assumed to be equivalent to 50 times income per capita. Only official costs required by law are recorded, including fees, transfer taxes, stamp duties and any other payment to the property registry, notaries, public agencies or lawyers. Other taxes, such as capital gains tax or value added tax, are excluded from the cost measure. Both costs borne by the buyer and the seller are included. If cost estimates differ among sources, the median reported value is used.

QUALITY OF LAND ADMINISTRATION

The quality of land administration index is composed of five other indices: the reliability of infrastructure, transparency of information, geographic coverage, land dispute resolution and equal access to property rights (table 8.8). Data are collected for each economy's largest business city. For 11 economies the data are also collected for the second largest business city.

Reliability of infrastructure index

The reliability of infrastructure index has six components:

- How land titles are kept at the registry of the largest business city of the economy. A score of 2 is assigned if the majority of land titles are fully digital; 1 if the majority are scanned; 0 if the majority are kept in paper format.
- Whether there is an electronic database for checking for encumbrances. A score of 1 is assigned if yes; 0 if no.
- How maps of land plots are kept at the mapping agency of the largest business city of the economy. A score of 2 is assigned if the majority of maps are fully digital; 1 if the majority are scanned; 0 if the majority are kept in paper format.

- Whether there is a geographic information system—an electronic database for recording boundaries, checking plans and providing cadastral information. A score of 1 is assigned if yes; 0 if no.
- How the land ownership registry and mapping agency are linked. A score of 1 is assigned if information about land ownership and maps are kept in a single database or in linked databases; 0 if there is no connection between the different databases.
- How immovable property is identified. A score of 1 is assigned if there is a unique number to identify properties for the majority of land plots; 0 if there are multiple identifiers.

The index ranges from 0 to 8, with higher values indicating a higher quality of infrastructure for ensuring the reliability of information on property titles and boundaries. In Turkey, for example, the land registry offices in Istanbul maintain titles in a fully digital format (a score of 2) and have a fully electronic database to check for encumbrances (a score of 1). The Cadastral Directorate offices in Istanbul have digital maps (a score of 2), and the Geographical Information Directorate has a public portal allowing users to check the plans and cadastral information on parcels along with satellite images (a score of 1). Databases about land ownership and maps are linked to each other through the TAKBIS system, an integrated information system for the land registry offices and cadastral offices (a score of 1). Finally, there is a unique identifying number for properties (a score of 1). Adding these numbers gives Turkey a score of 8 on the reliability of infrastructure index.

Transparency of information index

The transparency of information index has 10 components:

- Whether information on land ownership is made publicly available. A score of 1 is assigned if information

TABLE 8.8 What do the indicators on the quality of land administration measure?**Reliability of infrastructure index (0–8)**

Type of system for archiving information on land ownership

Availability of electronic database to check for encumbrances

Type of system for archiving maps

Availability of geographic information system

Link between property ownership registry and mapping system

Transparency of information index (0–6)

Accessibility of information on land ownership

Accessibility of maps of land plots

Publication of fee schedules, lists of registration documents, service standards

Availability of a specific and separate mechanism for complaints

Publication of statistics about the number of property transactions

Geographic coverage index (0–8)Coverage of land registry at the level of the largest business city and the economy^aCoverage of mapping agency at the level of the largest business city and the economy^a**Land dispute resolution index (0–8)**

Legal framework for immovable property registration

Mechanisms to prevent and resolve land disputes

Equal access to property rights (-2–0)

Unequal ownership rights to property between unmarried men and women

Unequal ownership rights to property between married men and women

Quality of land administration index (0–30)

Sum of the reliability of infrastructure, transparency of information, geographic coverage, land dispute resolution indices and equal access to property rights

a. For 11 economies the data are also collected for the second largest business city.

on land ownership is accessible by anyone; 0 if access is restricted.

- Whether the list of documents required for completing the registration of property transactions is made publicly available. A score of 0.5 is assigned if the list of documents is accessible online or on a public board; 0 if it is not made available to the public or if it can be obtained only in person.
- Whether the fee schedule for completing the registration of property transactions is made publicly available. A score of 0.5 is assigned if the fee schedule is accessible online or on a public board free of charge; 0 if it is not made available to the public or if it can be obtained only in person.
- Whether the agency in charge of immovable property registration commits to a specific time frame for

delivering a legally binding document that proves property ownership. A score of 0.5 is assigned if the service standard is accessible online or on a public board; 0 if it is not made available to the public or if it can be obtained only in person.

- Whether there is a specific and independent mechanism for filing complaints about a problem that occurred at the agency in charge of immovable property registration. A score of 1 is assigned if there is a specific and independent mechanism for filing a complaint; 0 if there is only a general mechanism or no mechanism.
- Whether there are publicly available official statistics tracking the number of transactions at the immovable property registration agency. A score of 0.5 is assigned if statistics are

published about property transfers in the largest business city in the past calendar year at the latest on May 1st of the following year; 0 if no such statistics are made publicly available.

- Whether maps of land plots are made publicly available. A score of 0.5 is assigned if maps are accessible by anyone; 0 if access is restricted.
- Whether the fee schedule for accessing maps is made publicly available. A score of 0.5 is assigned if the fee schedule is accessible online or on a public board free of charge; 0 if it is not made available to the public or if it can be obtained only in person.
- Whether the mapping agency commits to a specific time frame for delivering an updated map. A score of 0.5 is assigned if the service standard is accessible online or on a public board; 0 if it is not made available to the public or if it can be obtained only in person.
- Whether there is a specific and independent mechanism for filing complaints about a problem that occurred at the mapping agency. A score of 0.5 is assigned if there is a specific and independent mechanism for filing a complaint; 0 if there is only a general mechanism or no mechanism.

The index ranges from 0 to 6, with higher values indicating greater transparency in the land administration system. In the Netherlands, for example, anyone who pays a fee can consult the land ownership database (a score of 1). Information can be obtained at the office, by mail or online using the Kadaster website (<http://www.kadaster.nl>). Anyone can also get information online about the list of documents to submit for property registration (a score of 0.5), the fee schedule for registration (a score of 0.5) and the service standards (a score of 0.5). And anyone facing a problem at the land registry can file a complaint or report an error by filling out a specific form online (a score of 1). In addition, the Kadaster makes statistics about land transactions

available to the public, reporting a total of 39,849 property transfers in Amsterdam in 2017 (a score of 0.5). Moreover, anyone who pays a fee can consult online cadastral maps (a score of 0.5). It is also possible to get public access to the fee schedule for map consultation (a score of 0.5), the service standards for delivery of an updated plan (a score of 0.5) and a specific mechanism for filing a complaint about a map (a score of 0.5). Adding these numbers gives the Netherlands a score of 6 on the transparency of information index.

Geographic coverage index

The geographic coverage index has four components:

- How complete the coverage of the land registry is at the level of the largest business city. A score of 2 is assigned if all privately held land plots in the city are formally registered at the land registry; 0 if not.
- How complete the coverage of the land registry is at the level of the economy. A score of 2 is assigned if all privately held land plots in the economy are formally registered at the land registry; 0 if not.
- How complete the coverage of the mapping agency is at the level of the largest business city. A score of 2 is assigned if all privately held land plots in the city are mapped; 0 if not.
- How complete the coverage of the mapping agency is at the level of the economy. A score of 2 is assigned if all privately held land plots in the economy are mapped; 0 if not.

The index ranges from 0 to 8, with higher values indicating greater geographic coverage in land ownership registration and cadastral mapping. In Japan, for example, all privately held land plots are formally registered at the land registry in Tokyo and Osaka (a score of 2) and the economy as a whole (a score of 2). Also, all privately held land plots are mapped in both cities (a score of 2) and the economy as a whole (a score of 2). Adding these numbers gives

Japan a score of 8 on the geographic coverage index.

Land dispute resolution index

The land dispute resolution index assesses the legal framework for immovable property registration and the accessibility of dispute resolution mechanisms. The index has eight components:

- Whether the law requires that all property sale transactions be registered at the immovable property registry to make them opposable to third parties. A score of 1.5 is assigned if yes; 0 if no.
- Whether the formal system of immovable property registration is subject to a guarantee. A score of 0.5 is assigned if either a state or private guarantee over immovable property registration is required by law; 0 if no such guarantee is required.
- Whether there is a specific, out-of-court compensation mechanism to cover for losses incurred by parties who engaged in good faith in a property transaction based on erroneous information certified by the immovable property registry. A score of 0.5 is assigned if yes; 0 if no.
- Whether the legal system requires verification of the legal validity of the documents (such as the sales, transfer or conveyance deed) necessary for a property transaction. A score of 0.5 is assigned if there is a review of legal validity, either by the registrar or by a professional (such as a notary or a lawyer); 0 if there is no review.
- Whether the legal system requires verification of the identity of the parties to a property transaction. A score of 0.5 is assigned if there is verification of identity, either by the registrar or by a professional (such as a notary or a lawyer); 0 if there is no verification.
- Whether there is a national database to verify the accuracy of identity documents. A score of 1 is assigned if such a national database is available; 0 if not.

- How much time it takes to obtain a decision from a court of first instance (without an appeal) in a standard land dispute between two local businesses over tenure rights worth 50 times income per capita and located in the largest business city. A score of 3 is assigned if it takes less than one year; 2 if it takes between one and two years; 1 if it takes between two and three years; 0 if it takes more than three years.
- Whether there are publicly available statistics on the number of land disputes in the first instance. A score of 0.5 is assigned if statistics are published about land disputes in the economy in the past calendar year; 0 if no such statistics are made publicly available.

The index ranges from 0 to 8, with higher values indicating greater protection against land disputes. In the United Kingdom, for example, according to the Land Registration Act 2002 property transactions must be registered at the land registry to make them opposable to third parties (a score of 1.5). The property transfer system is guaranteed by the state (a score of 0.5) and has a compensation mechanism to cover losses incurred by parties who engaged in good faith in a property transaction based on an error by the registry (a score of 0.5). In accordance with the Proceeds of Crime Act 2002 and the Money Laundering Regulations 2007, a lawyer verifies the legal validity of the documents in a property transaction (a score of 0.5) and the identity of the parties (a score of 0.5). The United Kingdom has a national database to verify the accuracy of identity documents (a score of 1). In a land dispute between two British companies over the tenure rights of a property worth \$2,026,500, the Land Registration division of the Property Chamber (First-tier Tribunal) gives a decision in less than one year (a score of 3). Finally, statistics about land disputes are collected and published; there were a total of 1,154

land disputes in the country in 2017 (a score of 0.5). Adding these numbers gives the United Kingdom a score of 8 on the land dispute resolution index.

Equal access to property rights index

The equal access to property rights index has two components:

- Whether unmarried men and unmarried women have equal ownership rights to property. A score of -1 is assigned if there are unequal ownership rights to property; 0 if there is equality.
- Whether married men and married women have equal ownership rights to property. A score of -1 is assigned if there are unequal ownership rights to property; 0 if there is equality.

Ownership rights cover the ability to manage, control, administer, access, encumber, receive, dispose of and transfer property. Each restriction is considered if there is a differential treatment for men and women in the law considering the default marital property regime. For customary land systems, equality is assumed unless there is a general legal provision stating a differential treatment.

The index ranges from -2 to 0, with higher values indicating greater inclusiveness of property rights. In Mali, for example, unmarried men and unmarried women have equal ownership rights to property (a score of 0). The same applies to married men and women who can use their property in the same way (a score of 0). Adding these numbers gives Mali a score of 0 on the equal access to property rights index—which indicates equal property rights between men and women. By contrast, in Tonga unmarried men and unmarried women do not have equal ownership rights to property according to the Land Act [Cap 132], Sections 7, 45 and 82 (a score of -1). The same applies to married men and women who are not permitted to use their property in the same way according to the Land

Act [Cap 132], Sections 7, 45 and 82 (a score of -1). Adding these numbers gives Tonga a score of -2 on the equal access to property rights index—which indicates unequal property rights between men and women.

Quality of land administration index

The quality of land administration index is the sum of the scores on the reliability of infrastructure, transparency of information, geographic coverage, land dispute resolution and equal access to property indices. The index ranges from 0 to 30 with higher values indicating better quality of the land administration system.

If private sector entities were unable to register property transfers in an economy between June 2017 and May 2018, the economy receives a “no practice” mark on the procedures, time and cost indicators. A “no practice” economy receives a score of 0 on the quality of land administration index even if its legal framework includes provisions related to land administration.

REFORMS

The registering property indicator set tracks changes related to the efficiency and quality of land administration systems every year. Depending on the impact on the data, certain changes are classified as reforms and listed in the summaries of *Doing Business* reforms in 2017/18 section of the report in order to acknowledge the implementation of significant changes. Reforms are divided into two types: those that make it easier to do business and those changes that make it more difficult to do business. The registering property indicator set uses two criteria to recognize a reform.

First, the aggregate gap on the overall score of the indicator set is used to assess the impact of data changes. Any data update that leads to a change of 2% or more in the score gap is classified as a reform, except when the change is the result of automatic

official fee indexation to a price or wage index (for more details, see the chapter on the ease of doing business score and ease of doing business ranking). For example, if the implementation of a new electronic property registration system reduces time in a way that the overall gap decreases by 2% or more, such change is classified as a reform. Minor fee updates or other smaller changes in the indicators that have an aggregate impact of less than 2% on the gap are not classified as a reform, but their impact is still reflected in the most updated indicators for this indicator set.

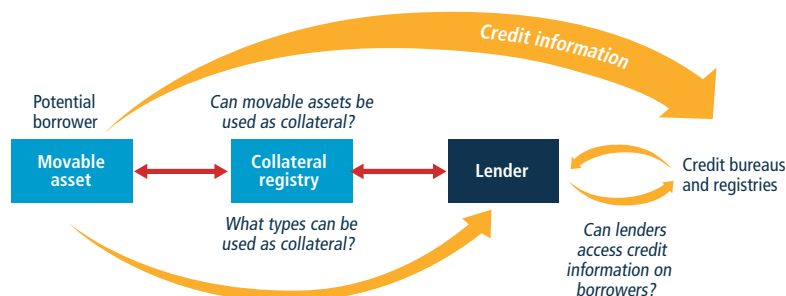
Second, the overall score on the quality of land administration is also considered as a criterion. Any change of 1 point or more on the overall quality score is acknowledged as a reform. For instance, the completion of the geographic coverage of the land registry of the business city (2 points) is considered as a reform.

The data details on registering property can be found for each economy at <http://www.doingbusiness.org>.

GETTING CREDIT

Doing Business measures the legal rights of borrowers and lenders with respect to secured transactions through one set of indicators and the reporting of credit information through another. The first measures whether certain features that facilitate lending exist within the applicable collateral and bankruptcy laws. The second measures the coverage, scope and accessibility of credit information available through credit reporting service providers such as credit bureaus or credit registries (figure 8.9). The ranking of economies on the ease of getting credit is determined by sorting their scores for getting credit. These scores are the sum of the scores for the strength of legal rights index and the depth of credit information index (figure 8.10).

FIGURE 8.9 Do lenders have credit information on entrepreneurs seeking credit? Is the law favorable to borrowers and lenders using movable assets as collateral?



LEGAL RIGHTS OF BORROWERS AND LENDERS

The data on the legal rights of borrowers and lenders are gathered through a questionnaire administered to financial lawyers and verified through analysis of laws and regulations as well as public sources of information on collateral and bankruptcy laws. Questionnaire responses are verified through several rounds of follow-up communication with respondents as well as by contacting third parties and consulting public sources. The questionnaire data are confirmed

through teleconference calls or on-site visits in all economies.

Strength of legal rights index

The strength of legal rights index measures the degree to which collateral and bankruptcy laws protect the rights of borrowers and lenders and thus facilitate lending (table 8.9). For each economy it is first determined whether a unitary secured transactions system exists. Then two case scenarios, case A and case B, are used to determine how a nonpossessory security interest is created, publicized and enforced according to the law. Special emphasis is given to how the collateral registry operates (if registration of security interests is possible). The case scenarios involve a secured borrower, company ABC, and a secured lender, BizBank.

In some economies the legal framework for secured transactions will allow only case A or case B (not both) to apply. Both cases examine the same set of legal provisions relating to the use of movable collateral.

Several assumptions about the secured borrower (ABC) and lender (BizBank) are used:

- ABC is a domestic limited liability company (or its legal equivalent).
- ABC has up to 50 employees.

TABLE 8.9 What do the getting credit indicators measure?

Strength of legal rights index (0–12)

Protection of rights of borrowers and lenders through collateral laws (0–10)

Protection of secured creditors' rights through bankruptcy laws (0–2)

Depth of credit information index (0–8)

Scope and accessibility of credit information distributed by credit bureaus and credit registries (0–8)

Credit bureau coverage (% of adults)

Number of individuals and firms listed in the largest credit bureau as percentage of adult population

Credit registry coverage (% of adults)

Number of individuals and firms listed in a credit registry as percentage of adult population

FIGURE 8.10 Getting credit: collateral rules and credit information

Rankings are based on scores for the sum of two indicators

Regulations on nonpossessory security interests in movable property

100%
Sum of strength of legal rights index (0–12) and depth of credit information index (0–8)

Scope, quality and accessibility of credit information through credit bureaus and registries

Note: Credit bureau coverage and credit registry coverage are measured but do not count for the rankings.

- ABC has its headquarters and only base of operations in the economy's largest business city. For 11 economies the data are also collected for the second largest business city (table 8A.1).
- Both ABC and BizBank are 100% domestically owned.

The case scenarios also involve different assumptions. In case A, as collateral for the loan, ABC grants BizBank a nonpossessory security interest in one category of movable assets, for example, its machinery or its inventory. ABC wants to keep both possession and ownership of the collateral. In economies where the law does not allow nonpossessory security interests in movable property, ABC and BizBank use a fiduciary transfer-of-title arrangement (or a similar substitute for nonpossessory security interests).

In case B, ABC grants BizBank a business charge, enterprise charge, floating charge or any charge that gives BizBank a security interest over ABC's combined movable assets (or as much of ABC's movable assets as possible). ABC keeps ownership and possession of the assets.

The strength of legal rights index covers functional equivalents to security interests in movable assets (such as financial

leases and sales with retention of title) only in its first component, to assess how integrated or unified the economy's legal framework for secured transactions is.

The strength of legal rights index includes 10 aspects related to legal rights in collateral law and 2 aspects in bankruptcy law. A score of 1 is assigned for each of the following features of the laws:

- The economy has an integrated or unified legal framework for secured transactions that extends to the creation, publicity and enforcement of four functional equivalents to security interests in movable assets: fiduciary transfers of title; financial leases; assignments or transfers of receivables; and sales with retention of title.
- The law allows a business to grant a nonpossessory security right in a single category of movable assets (such as accounts receivable, tangible movable assets and inventory), without requiring a specific description of the collateral.
- The law allows a business to grant a nonpossessory security right in substantially all its movable assets, without requiring a specific description of the collateral.
- A security right can be given over future and after-acquired assets, and extends automatically to the products, proceeds and replacements of the original assets.
- All types of debts and obligations can be secured between the parties, and a general description of such debts and obligations is permitted in the collateral agreement and in registration documents.
- A collateral registry or registration institution for security interests granted over movable property by incorporated and nonincorporated entities is in operation, unified geographically and with an electronic database indexed by debtors' names.
- The collateral registry is a notice-based registry—a registry that files only a notice of the existence of a security interest (not the underlying documents) and does not perform a legal review of the transaction. The registry also publicizes functional equivalents to security interests.
- The collateral registry has modern features such as those that allow secured creditors (or their representatives) to register, search, amend or cancel security interests online.
- Secured creditors are paid first (for example, before tax claims and employee claims) when a debtor defaults outside an insolvency procedure.
- Secured creditors are paid first (for example, before tax claims and employee claims) when a business is liquidated.
- Secured creditors are subject to an automatic stay on enforcement procedures when a debtor enters a court-supervised reorganization procedure, but the law protects secured creditors' rights by providing clear grounds for relief from the automatic stay (for example, if the movable property is not used for the reorganization or sale of the business as a going concern, or if there is a risk to its existence) and setting a time limit for it.
- The law allows parties to agree in the collateral agreement that the lender may enforce its security right out of court; the law allows the assets to be sold through public or private auctions and permits the secured creditor to take the asset in satisfaction of the debt.

The index ranges from 0 to 12, with higher scores indicating that collateral and bankruptcy laws are better designed to expand access to credit.

REFORMS

The strength of legal rights index tracks changes related to secured transactions and insolvency every year. Depending on the impact on the data, certain changes are classified as reforms and listed in the summaries of *Doing Business* reforms in 2017/18 section of the report in order to

acknowledge the implementation of significant changes. Reforms are divided in two types: those that make it easier to do business and those changes that make it more difficult to do business. The strength of legal rights index uses the following criteria to recognize a reform.

All changes in laws and regulations that have any impact on the economy's score on the existence of a secured transaction legal framework which regulates the creation, publicity and enforcement of nonpossessory security interests and their functional equivalents. Each year, new laws and amendments are evaluated to see if they facilitate obtaining credit by small and medium enterprises, allowing for maximum flexibility in the choice of assets which can be used as collateral. Guidelines, model rules, principles, recommendations and case law are excluded.

Reforms impacting the strength of legal rights index include amendments to or the introduction of a secured transactions act, insolvency code, or civil code as well as the establishment or modernization of any of the features of a collateral registry as measured by the indicators. For example, introducing a law which provides for a collateral registry and actually establishing that collateral registry—which is geographically centralized, unified for all types of movable assets and for both incorporated and non-incorporated entities searchable by debtor's name—would represent a reform with a 1 point increase and would therefore be acknowledged in the report.

CREDIT INFORMATION

The data on the reporting of credit information are built in two stages. First, banking supervision authorities and public information sources are surveyed to confirm the presence of a credit reporting service provider, such as a credit bureau or credit registry. Second, where applicable, a detailed questionnaire on the credit reporting service provider's structure, laws and associated

rules is administered to the entity itself. Questionnaire responses are verified through several rounds of follow-up communication with respondents at the credit reporting service provider as well as by contacting third parties and consulting public sources. The questionnaire data are confirmed through teleconference calls or on-site visits.

Depth of credit information index

The depth of credit information index measures rules and practices affecting the coverage, scope and accessibility of credit information available through either a credit bureau or a credit registry.

A score of 1 is assigned for each of the following eight features of the credit bureau or credit registry (or both):

- Data on firms and individuals are distributed.
- Both positive credit information (for example, original loan amounts, outstanding loan amounts and a pattern of on-time repayments) and negative information (for example, late payments and the number and amount of defaults) are distributed.
- Data from retailers or utility companies are distributed in addition to data from financial institutions.
- At least two years of historical data are distributed. Credit bureaus and registries that erase data on defaults as soon as they are repaid or distribute negative information more than 10 years after defaults are repaid receive a score of 0 for this component.
- Data on loan amounts below 1% of income per capita are distributed.
- By law, borrowers have the right to access their data in the largest credit bureau or registry in the economy. Credit bureaus and registries that charge more than 1% of income per capita for borrowers to inspect their data receive a score of 0 for this component.
- Banks and other financial institutions have online access to the credit information (for example, through a

web interface, a system-to-system connection or both).

- Bureau or registry credit scores are offered as a value-added service to help banks and other financial institutions assess the creditworthiness of borrowers.

The index ranges from 0 to 8, with higher values indicating the availability of more credit information, from either a credit bureau or a credit registry, to facilitate lending decisions. If the credit bureau or registry is not operational or covers less than 5% of the adult population, the score on the depth of credit information index is 0.

In Lithuania, for example, both a credit bureau and a credit registry operate and cover more than 5% of the adult population. Both distribute data on firms and individuals (a score of 1). Although the credit registry does not distribute data on on-time repayments, the credit bureau distributes full positive and negative credit information (a score of 1). While the credit registry does not distribute data from retailers or utilities, the credit bureau does (a score of 1). Both distribute at least two years of historical data (a score of 1). Both the credit registry and the credit bureau distribute data on loan amounts below 1% of income per capita (a score of 1). Borrowers have the right to access their data in both the credit bureau and the credit registry free of charge once a year (a score of 1). Both entities provide data users access to databases through a web interface (a score of 1). Although the credit registry does not provide credit scores, the credit bureau does (a score of 1). Adding these numbers gives Lithuania a score of 8 on the depth of credit information index.

Credit bureau coverage

Credit bureau coverage reports the number of individuals and firms listed in a credit bureau's database as of January 1, 2018, with information on their borrowing history within the past five years, plus the number of individuals and firms that have

had no borrowing history in the past five years but for which a lender requested a credit report from the bureau in the period between January 2, 2017, and January 1, 2018. The number is expressed as a percentage of the adult population (the population age 15 to 64 in 2017 according to the World Bank's World Development Indicators). A credit bureau is defined as a private firm or nonprofit organization that maintains a database on the creditworthiness of borrowers (individuals or firms) in the financial system and facilitates the exchange of credit information among creditors. (Many credit bureaus support banking and overall financial supervision activities in practice, though this is not their primary objective.) Credit investigative bureaus that do not directly facilitate information exchange among banks and other financial institutions are not considered. If no credit bureau operates, the coverage value is 0.0%.

Credit registry coverage

Credit registry coverage reports the number of individuals and firms listed in a credit registry's database as of January 1, 2018, with information on their borrowing history within the past five years, plus the number of individuals and firms that have had no borrowing history in the past five years but for which a lender requested a credit report from the registry in the period between January 2, 2017, and January 1, 2018. The number is expressed as a percentage of the adult population (the population age 15 to 64 in 2017 according to the World Bank's World Development Indicators). A credit registry is defined as a database managed by the public sector, usually by the central bank or the superintendent of banks, that collects information on the creditworthiness of borrowers (individuals or firms) in the financial system and facilitates the exchange of credit information among banks and other regulated financial institutions (while their primary objective is to assist banking supervision). If no credit registry operates, the coverage value is 0.0%.

REFORMS

The depth of credit information index tracks changes related to the coverage, scope and accessibility of credit information available through either a credit bureau or a credit registry every year. Depending on the impact on the data, certain changes are classified as reforms and listed in the summaries of *Doing Business* reforms in 2017/18 section of the report to acknowledge the implementation of significant changes. Reforms are divided into two types: those that make it easier to do business and those changes that make it more difficult to do business. The credit information index uses three criteria to recognize a reform.

First, all changes in laws, regulations and practices that have any impact on the economy's score on the credit information index are classified as reforms. Examples of reforms impacting the index include measures to distribute positive credit data in addition to negative data, the distribution of credit data from utilities or retailers or the introduction of credit scores as a value-added service. Any change that improves the score of a given economy in any of the eight features of the index is considered a reform. Some reforms can have an impact in more than one feature. For example, the introduction of a new credit bureau covering more than 5% of the adult population that distributes information on firms and individuals, as well as positive and negative data and provides online access to data users, represents a 3-point increase in the index. In contrast, the introduction of legislation that guarantees borrowers' rights to access their data in the largest credit bureau or registry in the economy represents a reform with a 1-point increase in the index.

Second, changes that increase the coverage of the largest credit bureau or registry in an economy above 5% of the adult population may also be classified as reforms. According to the getting credit methodology, if the credit bureau

or registry is not operational or covers less than 5% of the adult population, the score on the depth of credit information index is 0. The impact of the reform will depend on the characteristics of the economy's credit reporting system as it relates to the eight features of the index. Expanded coverage that does not reach 5% of the adult population is not classified as a reform, but the impact is still reflected in the most up-to-date statistics.

Third, occasionally the credit information index will acknowledge legislative changes with no current impact on the data as reforms. This option is typically reserved to legislative changes of exceptional magnitude, such as the introduction of laws allowing the operation of credit bureaus or laws on personal data protection.

The data details on getting credit can be found for each economy at <http://www.doingbusiness.org>. The initial methodology was developed by Djankov, McLiesh and Shleifer (2007) and is adopted here with minor changes.

PROTECTING MINORITY INVESTORS

Doing Business measures the protection of minority investors from conflicts of interest through one set of indicators and shareholders' rights in corporate governance through another (table 8.10). The data come from a questionnaire administered to corporate and securities lawyers and are based on securities regulations, company laws, civil procedure codes and court rules of evidence. The ranking of economies on the strength of minority investor protections is determined by sorting their scores for protecting minority investors. These scores are the simple average of the scores for the extent of conflict of interest regulation index and the extent of shareholder governance index (figure 8.11).

PROTECTION OF SHAREHOLDERS FROM CONFLICTS OF INTEREST

The extent of conflict of interest regulation index measures the protection of shareholders against directors' misuse of corporate assets for personal gain by distinguishing three dimensions of regulation that address conflicts of interest: transparency of related-party transactions (extent of disclosure index), shareholders' ability to sue and hold directors liable for self-dealing (extent of director liability index) and access to evidence and allocation of legal expenses in shareholder litigation (ease of shareholder suits index). To make the data comparable across economies, several assumptions about the business and the transaction are used (figure 8.12).

Assumptions about the business

The business (Buyer):

- Is a publicly traded corporation listed on the economy's most important stock exchange. If there are fewer than 10 listed companies or if there is no stock exchange in the economy, it is assumed that Buyer is a large private company with multiple shareholders.
- Has a board of directors and a chief executive officer (CEO) who may legally act on behalf of Buyer where permitted, even if this is not specifically required by law.
- Has a supervisory board in economies with a two-tier board system on which Mr. James appointed 60% of the shareholder-elected members.
- Has not adopted bylaws or articles of association that go beyond the minimum requirements. Does not follow codes, principles, recommendations or guidelines that are not mandatory.
- Is a manufacturing company with its own distribution network.

Assumptions about the transaction

- Mr. James owns 60% of Buyer, sits on Buyer's board of directors and

TABLE 8.10 What do the protecting minority investors indicators measure?

Extent of disclosure index (0–10)	Extent of shareholder rights index (0–10)
Review and approval requirements for related-party transactions	Shareholders' rights and role in major corporate decisions
Internal, immediate and periodic disclosure requirements for related-party transactions	
Extent of director liability index (0–10)	Extent of ownership and control index (0–10)
Minority shareholders' ability to sue and hold interested directors liable for prejudicial related-party transactions	Governance safeguards protecting shareholders from undue board control and entrenchment
Available legal remedies (damages, disgorgement of profits, disqualification, rescission of transactions)	
Ease of shareholder suits index (0–10)	Extent of corporate transparency index (0–10)
Access to internal corporate documents	Corporate transparency on significant owners, executive compensation, annual meetings and audits
Evidence obtainable during trial	
Allocation of legal expenses	
Extent of conflict of interest regulation index (0–10)	Extent of shareholder governance index (0–10)
Simple average of the extent of disclosure, extent of director liability and ease of shareholder suits indices	Simple average of the extent of shareholder rights, extent of ownership and control and extent of corporate transparency indices
Strength of minority investor protection index (0–10)	
Simple average of the extent of conflict of interest regulation and extent of shareholder governance indices	

elected two directors to Buyer's five-member board.

- Mr. James also owns 90% of Seller, a company that operates a chain of retail hardware stores. Seller recently closed a large number of its stores.
- Mr. James proposes that Buyer purchase Seller's unused fleet of trucks to expand Buyer's distribution of its food products, a proposal to which Buyer agrees. The price is equal

to 10% of Buyer's assets and is higher than the market value.

- The proposed transaction is part of the company's principal activity and is not outside the authority of the company.
- Buyer enters into the transaction. All required approvals are obtained, and all required disclosures made—that is, the transaction was not entered into fraudulently.

- The transaction causes damages to Buyer. Shareholders sue Mr. James and the executives and directors that approved the transaction.

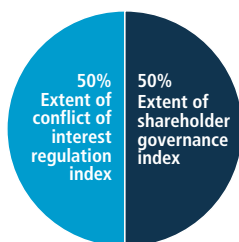
Extent of disclosure index

The extent of disclosure index has five components:

- Which corporate body can provide legally sufficient approval for the transaction. A score of 0 is assigned if it is the CEO or the managing director alone; 1 if the board of directors, the supervisory board or shareholders must vote and Mr. James is permitted to vote; 2 if the board of directors or the supervisory board must vote and Mr. James is not permitted to vote; 3 if shareholders must vote and Mr. James is not permitted to vote.
- Whether an external body (an independent auditor, for example) must review the transaction before it takes place. A score of 0 is assigned if no; 1 if yes.
- Whether disclosure by Mr. James to the board of directors or the supervisory board is required. A score of 0 is assigned if no disclosure is required; 1 if a general disclosure of the existence of a conflict of interest is required without any specifics; 2 if full disclosure of all material facts relating to Mr. James's interest in the Buyer-Seller transaction is required.

FIGURE 8.11 Protecting minority investors: shareholders' rights in conflicts of interest and corporate governance

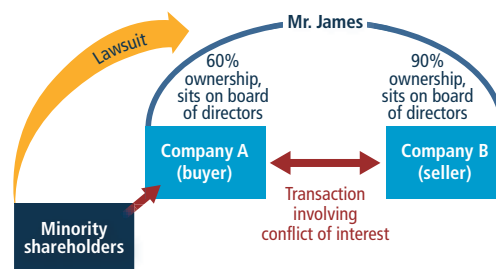
Rankings are based on scores for two indicators

**FIGURE 8.12** How well are minority shareholders protected from conflicts of interest?

Extent of disclosure
Disclosure and approval requirements

Extent of director liability
Ability to sue directors for damages

Ease of shareholder suits
Access by shareholders to documents plus other evidence for trial



- Whether immediate disclosure of the transaction to the public, the regulator or the shareholders is required.³ A score of 0 is assigned if no disclosure is required; 1 if disclosure on the terms of the transaction is required but not on Mr. James's conflict of interest; 2 if disclosure on both the terms and Mr. James's conflict of interest is required.
- Whether disclosure in periodic filings (for example, annual reports) is required. A score of 0 is assigned if no disclosure on the transaction is required; 1 if disclosure on the terms of the transaction is required but not on Mr. James's conflict of interest; 2 if disclosure on both the terms and Mr. James's conflict of interest is required.
- Whether a shareholder plaintiff can hold Mr. James liable for the damage the Buyer-Seller transaction causes to the company. A score of 0 is assigned if Mr. James cannot be held liable or can be held liable only for fraud, bad faith or gross negligence; 1 if Mr. James can be held liable only if he influenced the approval of the transaction or was negligent; 2 if Mr. James can be held liable when the transaction is unfair or prejudicial to shareholders.
- Whether a shareholder plaintiff can hold other executives and directors (the CEO, members of the board of directors or members of the supervisory board) liable for the damage the transaction causes to the company. A score of 0 is assigned if they cannot be held liable or can be held liable only for fraud, bad faith or gross negligence; 1 if they can be held liable for negligence; 2 if they can be held liable when the transaction is unfair or prejudicial to shareholders.
- Whether Mr. James pays damages for the harm caused to the company upon a successful claim by the shareholder plaintiff. A score of 0 is assigned if no; 1 if yes.
- Whether Mr. James repays profits made from the transaction upon a successful claim by the shareholder plaintiff. A score of 0 is assigned if no; 1 if yes.
- Whether Mr. James is disqualified upon a successful claim by the shareholder plaintiff. A score of 0 is assigned if no; 1 if he is disqualified—that is, barred from representing or holding a managerial position in any company for a year or more.
- Whether a court can void the transaction upon a successful claim by a shareholder plaintiff. A score of 0 is assigned if rescission is unavailable or is available only in case of fraud, bad faith or gross negligence; 1 if rescission is available when the transaction is oppressive or prejudicial to the other shareholders; 2 if rescission is available when the transaction is unfair or entails a conflict of interest.

The index ranges from 0 to 10, with higher values indicating greater disclosure. In Poland, for example, the board of directors must approve the transaction and Mr. James is not allowed to vote (a score of 2). Poland does not require an external body to review the transaction (a score of 0). Before the transaction Mr. James must disclose his conflict of interest to the other directors, but he is not required to provide specific information about it (a score of 1). Buyer is required to disclose immediately all information affecting the stock price, including the conflict of interest (a score of 2). In its annual report Buyer must also disclose the terms of the transaction and Mr. James's ownership in Buyer and Seller (a score of 2). Adding these numbers gives Poland a score of 7 on the extent of disclosure index.

Extent of director liability index

The extent of director liability index has seven components:⁴

- Whether shareholders can sue directly or derivatively for the damage the transaction causes to the company. A score of 0 is assigned if suits are unavailable or are available only for shareholders holding more than 10% of the company's share capital; 1 if direct or derivative suits are available for shareholders holding 10% or less of share capital.

The index ranges from 0 to 10, with higher values indicating greater liability of directors. In Austria, for example, derivative suits are available for shareholders holding 10% of share capital (a score of 1). Assuming that the prejudicial transaction was duly approved and disclosed, in order to hold Mr. James liable a plaintiff must prove that Mr. James influenced the approving body or acted negligently (a score of 1). To hold the other directors liable, a plaintiff must prove that they acted negligently (a score of 1). If Mr. James is found liable, he must pay damages (a score of 1) and is required to disgorge his profits (a score of 1). Mr. James, however, cannot be disqualified (a score of 0). The prejudicial transaction cannot be voided (a score of 0). Adding these numbers gives Austria a score of 5 on the extent of director liability index.

Ease of shareholder suits index

The ease of shareholder suits index has six components:

- Whether shareholders owning 10% of the company's share capital have the right to inspect the Buyer-Seller transaction documents before filing a suit. Alternatively, whether they can request that a government inspector investigate the Buyer-Seller transaction without filing a suit. A score of 0 is assigned if no; 1 if yes.
- What range of documents is available to the shareholder plaintiff from the defendant and witnesses during trial. A score of 1 is assigned for each of the following types of documents available: information that the defendant has indicated she/he intends to rely on for her/his defense; information that directly proves specific facts in the plaintiff's claim; and any information relevant to the subject matter of the claim.
- Whether the plaintiff can obtain categories of relevant documents from the defendant without identifying each document specifically. A score of 0 is assigned if no; 1 if yes.
- Whether the plaintiff can directly examine the defendant and

witnesses during trial. A score of 0 is assigned if no; 1 if yes, with prior approval of the questions by the judge or if the judge can set aside questions for any reason; 2 if yes, without prior approval.

- Whether the standard of proof for civil suits is lower than that for a criminal case. A score of 0 is assigned if no; 1 if yes.
- Whether shareholder plaintiffs can recover their legal expenses from the company. A score of 0 is assigned if no; 1 if plaintiffs can recover their legal expenses from the company upon a successful outcome of their legal action; 2 if plaintiffs can recover their legal expenses from the company regardless of the outcome of their legal action.

The index ranges from 0 to 10, with higher values indicating greater powers of shareholders to challenge the transaction. In Croatia, for example, a shareholder holding 10% of Buyer's shares can request that a government inspector review suspected mismanagement by Mr. James and the CEO without filing suit in court (a score of 1). The plaintiff can access documents that the defendant intends to rely on for his defense (a score of 1). The plaintiff must specifically identify the documents being sought (for example, the Buyer-Seller purchase agreement of July 15, 2015) and cannot simply request categories (for example, all documents related to the transaction) (a score of 0). The plaintiff can examine the defendant and witnesses during trial, without prior approval of the questions by the court (a score of 2). The standard of proof for civil suits is the preponderance of the evidence, while the standard for a criminal case is beyond a reasonable doubt (a score of 1). The plaintiff can recover legal expenses from the company only upon a successful outcome of the legal action (a score of 1). Adding these numbers gives Croatia a score of 6 on the ease of shareholder suits index.

Extent of conflict of interest regulation index

The extent of conflict of interest regulation index is the average of the extent of disclosure index, the extent of director liability index and the ease of shareholder suits index. The index ranges from 0 to 10, with higher values indicating stronger regulation of conflicts of interest.

SHAREHOLDERS' RIGHTS IN CORPORATE GOVERNANCE

The extent of shareholder governance index measures shareholders' rights in corporate governance by distinguishing three dimensions of good governance: shareholders' rights and role in major corporate decisions (extent of shareholder rights index), governance safeguards protecting shareholders from undue board control and entrenchment (extent of ownership and control index) and transparency on ownership stakes, compensation, audits and financial prospects (extent of corporate transparency index). The index also measures whether a subset of relevant rights and safeguards are available in limited companies.

Assumptions about the business

- The business (Buyer) is a publicly traded corporation listed on the economy's most important stock exchange. If there is no stock exchange in the economy, it is assumed that Buyer is a large private company with multiple shareholders. Examples of company forms that can be listed and have a large number of shareholders include: the Joint Stock Company (JSC), the Public Limited Company (PLC), the C Corporation, the Societas Europaea (SE), the Aktiengesellschaft (AG) and the Société Anonyme/Sociedad Anónima (SA).
- In 10 of the questions, the assessment is made "assuming that Buyer is a limited company." Buyer is instead a limited liability company or its functional equivalent: a distinct and simpler company form that cannot offer shares to the public. Examples include the Private Limited

Company (Ltd), the Limited Liability Company (LLC), the Sociedad de Responsabilidad Limitada (SRL), the Gesellschaft mit beschränkter Haftung (GmbH) and the Société à Responsabilité Limitée (SARL).

Extent of shareholder rights index

For each component of the extent of shareholder rights index, a score of 0 is assigned if the answer is no; 1 if yes. The index has 10 components:

- Whether the sale of 51% of Buyer's assets requires shareholder approval.
- Whether shareholders representing 10% of Buyer's share capital have the right to call for a meeting of shareholders.
- Whether Buyer must obtain its shareholders' approval every time it issues new shares.
- Whether shareholders automatically receive preemption rights when Buyer issues new shares.
- Whether shareholders elect and dismiss the external auditor.
- Whether changes to the rights of a class of shares are only possible if the holders of the affected shares approve.
- Assuming that Buyer is a limited company, whether the sale of 51% of Buyer's assets requires member approval.
- Assuming that Buyer is a limited company, whether members representing 10% have the right to call for a meeting of members.
- Assuming that Buyer is a limited company, whether all or almost all members must consent to add a new member.
- Assuming that Buyer is a limited company, whether members must first offer their interest to the existing members before they can sell to non-members.

Extent of ownership and control index

For each component of the extent of ownership and control index, a score of

0 is assigned if the answer is no; 1 if yes. The index has 10 components:

- Whether the same individual cannot be appointed CEO and chairperson of the board of directors.
- Whether the board of directors must include independent nonexecutive board members.
- Whether shareholder can remove members of the board of directors without cause before the end of their term.
- Whether the board of directors must have an audit committee.
- Whether a potential acquirer must make a tender offer to all shareholders upon acquiring 50% of Buyer.
- Whether Buyer must pay declared dividends within a maximum period set by law.
- Whether a subsidiary cannot acquire shares issued by its parent company.
- Assuming that Buyer is a limited company, whether it must have a mechanism to resolve disagreements among members.
- Assuming that Buyer is a limited company, whether a potential acquirer must make a tender offer to all members upon acquiring 50% of Buyer.
- Assuming that Buyer is a limited company, whether Buyer must distribute profits within a maximum period set by law.

Extent of corporate transparency index

For each component of the extent of corporate transparency index, a score of 0 is assigned if the answer is no; 1 if yes. The index has 10 components:

- Whether Buyer must disclose direct and indirect beneficial ownership stakes representing 5%.
- Whether Buyer must disclose information about board members' primary employment and directorships in other companies.
- Whether Buyer must disclose the compensation of individual managers.
- Whether a detailed notice of general meeting must be sent 21 calendar days before the meeting.

- Whether shareholders representing 5% of Buyer's share capital can put items on the general meeting agenda.
- Whether Buyer's annual financial statements must be audited by an external auditor.
- Whether Buyer must disclose its audit reports to the public.
- Assuming that Buyer is a limited company, whether members must meet at least once a year.
- Assuming that Buyer is a limited company, whether members representing 5% can put items on the meeting agenda.
- Assuming that Buyer is a limited company larger than a threshold set by law, whether its annual financial statements must be audited by an external auditor.

Extent of shareholder governance index

The extent of shareholder governance index is the average of the extent of shareholder rights index, the extent of ownership and control index and the extent of corporate transparency index. The index ranges from 0 to 10, with higher values indicating stronger rights of shareholders in corporate governance.

REFORMS

The protecting minority investors indicator set captures changes related to the regulation of related-party transactions as well as corporate governance every year. Depending on the impact on the data, certain changes are listed in the summaries of *Doing Business* reforms in 2017/18 section of the report in order to acknowledge the implementation of significant changes. They are divided into two types: reforms that make it easier to do business and changes that make it more difficult to do business. The protecting minority investors indicator set uses the following criteria to recognize a reform.

All legislative and regulatory changes that impact the score assigned to a given economy on any of the 48 questions comprising the six indicators on minority

investor protection are classified as a reform. The change must be mandatory, meaning that failure to comply allows shareholders to sue in court or for sanctions to be leveled by a regulatory body such as the company registrar, the capital market authority or the securities and exchange commission. Guidelines, model rules, principles, recommendations and duties to explain in case of non-compliance are excluded. When a change exclusively affects companies that are listed on the stock exchange, it will be captured only if the stock exchange has 10 or more equity listings. If the economy has no stock exchange or a stock exchange with less than 10 equity listings, the change is taken into account only if it affects companies irrespective of whether their shares are listed or not.

Reforms impacting the protecting minority investors indicator set include amendments to or the introduction of a new companies act, commercial code, securities regulation, code of civil procedure, court rules, law, decree, order, supreme court decision, or stock exchange listing rule. The changes must affect the rights and duties of issuers, company managers, directors and shareholders in connection with related-party transactions or, more generally, the aspects of corporate governance measured by the indicators. For example, in a given economy, related-party transactions have to be approved by the board of directors including board members who have a personal financial interest in seeing the transaction succeed. This economy introduces a law requiring that related-party transactions be approved instead by a general meeting of shareholders and that excludes shareholders with conflicting interests from participating in the vote. This law would result in a 2-point increase on the corresponding question in the extent of disclosure index and would therefore be acknowledged in the report.

The data details on protecting minority investors can be found for each economy at <http://www.doingbusiness.org>. The initial

methodology was developed by Djankov, La Porta and others (2008).

PAYING TAXES

Doing Business records the taxes and mandatory contributions that a medium-size company must pay in a given year as well as measures of the administrative burden of paying taxes and contributions and complying with postfiling procedures (figure 8.13). The project was developed and implemented in cooperation with PwC.⁵ Taxes and contributions measured include the profit or corporate income tax, social contributions and labor taxes paid by the employer, property taxes, property transfer taxes, dividend tax, capital gains tax, financial transactions tax, waste collection taxes, vehicle and road taxes, and any other small taxes or fees.

The ranking of economies on the ease of paying taxes is determined by sorting their scores for paying taxes. These scores are the simple average of the scores for each of the component indicators (figure 8.14), with a threshold and a nonlinear transformation applied to one of the component indicators, the total tax and contribution rate.⁶ The threshold is defined as the total tax and contribution rate at the 15th percentile of the overall distribution for all years included in the analysis up to and including *Doing*

Business 2015, which is 26.1%. All economies with a total tax and contribution rate below this threshold receive the same score as the economy at the threshold.

The threshold is not based on any economic theory of an “optimal tax rate” that minimizes distortions or maximizes efficiency in an economy’s overall tax system. Instead, it is mainly empirical in nature, set at the lower end of the distribution of tax rates levied on medium-size enterprises in the manufacturing sector as observed through the paying taxes indicators. This reduces the bias in the total tax and contribution rate indicator toward economies that do not need to levy significant taxes on companies like the *Doing Business* standardized case study company because they raise public revenue in other ways—for example, through taxes on foreign companies, through taxes on sectors other than manufacturing or from natural resources (all of which are outside the scope of the methodology).

Doing Business measures all taxes and contributions that are government mandated (at any level—federal, state or local) and that apply to the standardized business and have an impact in its financial statements. In doing so, *Doing Business* goes beyond the traditional definition of a tax. As defined for the purposes of government national

accounts, taxes include only compulsory, unrequited payments to general government. *Doing Business* departs from this definition because it measures imposed charges that affect business accounts, not government accounts. One main difference relates to labor contributions. The *Doing Business* measure includes government-mandated contributions paid by the employer to a required private pension fund or workers’ insurance fund. It includes, for example, Australia’s compulsory superannuation guarantee and workers’ compensation insurance. For the purpose of calculating the total tax and contribution rate (defined below), only taxes borne are included. For example, value added taxes (VAT) are generally excluded (provided that they are not irrecoverable) because they do not affect the accounting profits of the business—that is, they are not reflected in the income statement. They are, however, included for the purpose of the compliance measures (time and payments), as they add to the burden of complying with the tax system.

Doing Business uses a case scenario to measure the taxes and contributions paid by a standardized business and the complexity of an economy’s tax compliance system. This case scenario uses a set of financial statements and assumptions about the transactions made over the course of the year. In each economy

FIGURE 8.13 What are the time, total tax and contribution rate and number of payments necessary for a local medium-size company to pay all taxes and how efficient is it for a local medium-size company to comply with postfiling processes?

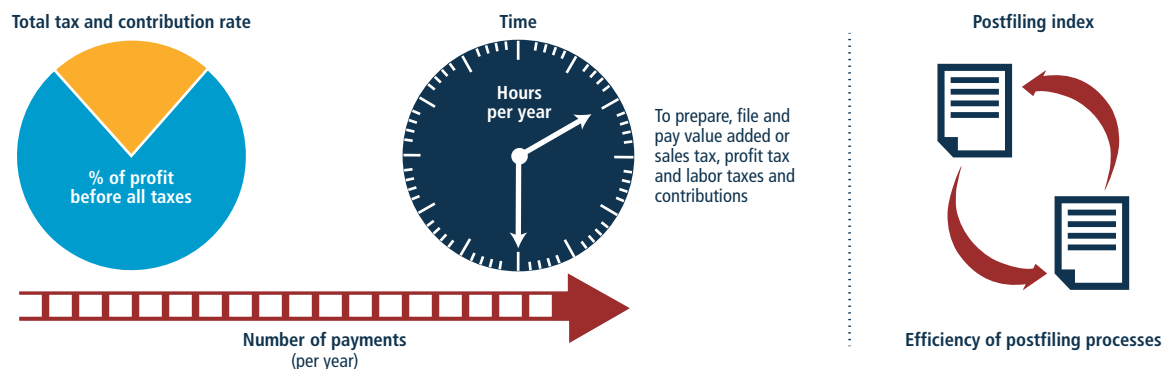
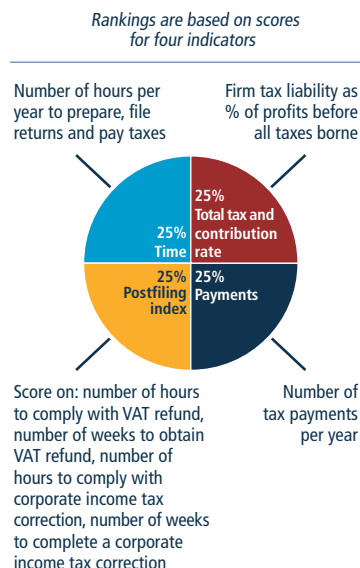


FIGURE 8.14 Paying taxes: tax compliance for a local manufacturing company



Note: All economies below the threshold receive the same score in the total tax and contribution rate component as the economies at the threshold. If both VAT and corporate income tax apply, the postfiling index is the simple average of the scores for each of the four components: time to comply with VAT refund, time to obtain VAT refund, time to comply with corporate income tax correction and time to complete a corporate income tax correction. If only VAT or corporate income tax applies, the postfiling index is the simple average of the scores for only the two components pertaining to the applicable tax. If neither VAT nor corporate income tax applies, the postfiling index is not included in the ranking of the ease of paying taxes.

tax experts from a number of different firms (in many economies these include PwC) compute the taxes and mandatory contributions due in their jurisdiction based on the standardized case study facts. Information is also compiled on the frequency of filing and payments, the time taken to comply with tax laws in an economy, the time taken to request and process a VAT refund claim and the time taken to comply with and complete a corporate income tax correction. To make the data comparable across economies, several assumptions about the business and the taxes and contributions are used.

Assumptions about the business

The business:

- Is a limited liability, taxable company. If there is more than one type of

limited liability company in the economy, the limited liability form most common among domestic firms is chosen. The most common form is reported by incorporation lawyers or the statistical office.

- Started operations on January 1, 2016. At that time the company purchased all the assets shown in its balance sheet and hired all its workers.
- Operates in the economy's largest business city. For 11 economies the data are also collected for the second largest business city (table 8A.1).
- Is 100% domestically owned and has five owners, all of whom are natural persons.
- At the end of 2016, has a start-up capital of 102 times income per capita.
- Performs general industrial or commercial activities. Specifically, it produces ceramic flowerpots and sells them at retail. It does not participate in foreign trade (no import or export) and does not handle products subject to a special tax regime, for example, liquor or tobacco.
- At the beginning of 2017, owns two plots of land, one building, machinery, office equipment, computers and one truck and leases one truck.
- Does not qualify for investment incentives or any benefits apart from those related to the age or size of the company.
- Has 60 employees—4 managers, 8 assistants and 48 workers. All are nationals, and one manager is also an owner. The company pays for additional medical insurance for employees (not mandated by any law) as an additional benefit. In addition, in some economies reimbursable business travel and client entertainment expenses are considered fringe benefits. When applicable, it is assumed that the company pays the fringe benefit tax on this expense or that the benefit becomes taxable income for the employee. The case study assumes no additional salary additions for meals, transportation, education

or others. Therefore, even when such benefits are frequent, they are not added to or removed from the taxable gross salaries to arrive at the labor tax or contribution calculation.

- Has a turnover of 1,050 times income per capita.
- Makes a loss in the first year of operation.
- Has a gross margin (pretax) of 20% (that is, sales are 120% of the cost of goods sold).
- Distributes 50% of its net profits as dividends to the owners at the end of the second year.
- Sells one of its plots of land at a profit at the beginning of the second year.
- Is subject to a series of detailed assumptions on expenses and transactions to further standardize the case. For example, the owner who is also a manager spends 10% of income per capita on traveling for the company (20% of this owner's expenses are purely private, 20% are for entertaining customers, and 60% are for business travel). All financial statement variables are proportional to 2012 income per capita (this is an update from *Doing Business 2013* and previous years' reports, where the variables were proportional to 2005 income per capita). For some economies a multiple of two or three times income per capita has been used to estimate the financial statement variables.⁷ The 2012 income per capita was not sufficient to bring the salaries of all the case study employees up to the minimum wage thresholds that exist in these economies.

Assumptions about the taxes and contributions

- All the taxes and contributions recorded are those paid in the second year of operation (calendar year 2017). A tax or contribution is considered distinct if it has a different name or is collected by a different agency. Taxes and contributions with the same name and agency, but charged at different rates depending on the

business, are counted as the same tax or contribution.

- The number of times the company pays taxes and contributions in a year is the number of different taxes or contributions multiplied by the frequency of payment (or withholding) for each tax. The frequency of payment includes advance payments (or withholding) as well as regular payments (or withholding).

Tax payments

The tax payments indicator reflects the total number of taxes and contributions paid, the method of payment, the frequency of payment, the frequency of filing and the number of agencies involved for the standardized case study company during the second year of operation (table 8.11). It includes taxes withheld by the company, such as sales tax, VAT and employee-borne labor taxes. These taxes are traditionally collected by the company from the consumer or employee on behalf of the tax agencies. Although they do not affect the income statements of the company, they add to the administrative burden of complying with the tax system and so are included in the tax payments measure.

The number of payments takes into account electronic filing. Where full electronic filing and payment is allowed and it is used by the majority of medium-size businesses, the tax is counted as paid once a year even if filings and payments are more frequent. For payments made through third parties, such as tax on interest paid by a financial institution or fuel tax paid by a fuel distributor, only one payment is included even if payments are more frequent.

Where two or more taxes or contributions are filed for and paid jointly using the same form, each of these joint payments is counted once. For example, if mandatory health insurance contributions and mandatory pension contributions are filed for and paid together, only one of

these contributions would be included in the number of payments.

Time

Time is recorded in hours per year. The indicator measures the time taken to prepare, file and pay three major types of taxes and contributions: the corporate income tax, value added or sales tax, and labor taxes, including payroll taxes and social contributions. Preparation time includes the time to collect all information necessary to compute the tax payable and to calculate the amount payable. If separate accounting books must be kept for tax purposes—or separate calculations made—the time associated with these processes is included. This extra time is included only if the regular accounting work is not enough to fulfill the tax accounting requirements. Filing time includes the time to complete all necessary tax return forms and file the relevant returns at the tax authority. Payment time considers the hours needed to make the payment online or in person. Where taxes and contributions are paid in person, the time includes delays while waiting.

Total tax and contribution rate

The total tax and contribution rate measures the amount of taxes and mandatory contributions borne by the business in the second year of operation, expressed as a share of commercial profit. *Doing Business 2019* reports the total tax and contribution rate for calendar year 2017. The total amount of taxes and contributions borne is the sum of all the different taxes and contributions payable after accounting for allowable deductions and exemptions. The taxes withheld (such as personal income tax) or collected by the company and remitted to the tax authorities (such as VAT, sales tax or goods and service tax) but not borne by the company are excluded. The taxes included can be divided into five categories: profit or corporate income tax, social contributions and labor taxes paid by the employer (for which all mandatory contributions are included,

TABLE 8.11 What do the paying taxes indicators measure?

Tax payments for a manufacturing company in 2017 (number per year adjusted for electronic and joint filing and payment)

Total number of taxes and contributions paid, including consumption taxes (value added tax, sales tax or goods and service tax)

Method and frequency of filing and payment

Time required to comply with three major taxes (hours per year)

Collecting information and computing the tax payable

Completing tax return forms, filing with proper agencies

Arranging payment or withholding

Preparing separate mandatory tax accounting books, if required

Total tax and contribution rate (% of profit before all taxes)

Profit or corporate income tax

Social contributions and labor taxes paid by the employer

Property and property transfer taxes

Dividend, capital gains and financial transactions taxes

Waste collection, vehicle, road and other taxes

Postfiling index

Compliance time of a VAT refund process

Time to receive a VAT refund

Compliance time of correcting an error in the corporate income tax return including compliance with an audit process if applicable

Time to complete a corporate income tax correction

even if paid to a private entity such as a required pension fund), property taxes, turnover taxes and other taxes (such as municipal fees and vehicle taxes). Fuel taxes are no longer included in the total tax and contribution rate because of the difficulty of computing these taxes in a consistent way for all economies covered. The fuel tax amounts are in most cases very small, and measuring these amounts is often complicated because they depend on fuel consumption. Fuel taxes continue to be counted in the number of payments.

The total tax and contribution rate is designed to provide a comprehensive measure of the cost of all the taxes a business bears. It differs from the

statutory tax rate, which merely provides the factor to be applied to the tax base. In computing the total tax and contribution rate, the actual tax or contribution payable is divided by commercial profit. Data for Iraq are provided as an example (table 8.12).

Commercial profit is essentially net profit before all taxes and contributions borne. It differs from the conventional profit before tax, reported in financial statements. In computing profit before tax, many of the taxes borne by a firm are deductible. In computing commercial profit, these taxes are not deductible. Commercial profit therefore presents a clear picture of the actual profit of a business before any of the taxes it bears in the course of the fiscal year.

Commercial profit is computed as sales minus cost of goods sold, minus gross salaries, minus administrative expenses, minus other expenses, minus provisions, plus capital gains (from the property sale) minus interest expense, plus interest income and minus commercial depreciation. To compute the commercial depreciation, a straight-line depreciation method is applied, with the following rates: 0% for the land, 5% for the building, 10% for the machinery, 33% for the computers, 20% for the office equipment, 20% for the truck and 10% for business development expenses.

Commercial profit amounts to 59.4 times income per capita.

The methodology for calculating the total tax and contribution rate is broadly consistent with the Total Tax Contribution framework developed by PwC and the calculation within this framework for taxes borne. But while the work undertaken by PwC is usually based on data received from the largest companies in the economy, *Doing Business* focuses on a case study for a standardized medium-size company.

Postfiling index

The postfiling index is based on four components—time to comply with VAT refund, time to obtain VAT refund, time to comply with a corporate income tax correction and time to complete a corporate income tax correction. If both VAT and corporate income tax apply, the postfiling index is the simple average of the scores for each of the four components. If only VAT or corporate income tax applies, the postfiling index is the simple average of the scores for only the two components pertaining to the applicable tax. If neither VAT nor corporate income tax applies, the postfiling index is not included in the ranking of the ease of paying taxes.

The four components include the time to comply with and complete a tax audit

when applicable (see details below). The definition of a tax audit includes any interaction between the taxpayer and the tax authority post filing of the tax return and payment of the tax liability due, including informal inquiries, formal inquiries and formal tax audits to verify whether such taxpayers have correctly assessed and reported their tax liability and fulfilled other obligations.

The indicators are based on expanded case study assumptions.

Assumptions about the VAT refund process

- In June 2017, TaxpayerCo. makes a large capital purchase: one additional machine for manufacturing pots.
- The value of the machine is 65 times income per capita of the economy.
- Sales are equally spread per month (that is, 1,050 times income per capita divided by 12).
- Cost of goods sold are equally expensed per month (that is, 875 times income per capita divided by 12).
- The seller of the machinery is registered for VAT.
- Excess input VAT incurred in June will be fully recovered after four consecutive months if the VAT rate is the same for inputs, sales and the machine and the tax reporting period is every month.

TABLE 8.12 Computing the total tax and contribution rate for Iraq

	Statutory rate <i>r</i> (%)	Taxable base <i>b</i> (ID)	Actual tax payable <i>a</i> = <i>r</i> × <i>b</i> (ID)	Commercial profit* <i>c</i> (ID)	Total tax and contribution rate <i>t</i> = <i>a/c</i> (%)
Corporate income tax (taxable income)	15	452,461,855	67,869,278	453,188,210	14.98
Employer paid—Social security contributions (taxable wages)	12	511,191,307	61,342,957	453,188,210	13.54
Employee paid—Social security contributions (taxable wages)	5.00	511,191,307			Not included
Stamp duty on contracts	Fixed fee	Varies	Small amount		Small amount
Real Estate Ownership Transfer tax	0–6	Value of property	10,480,197	453,188,210	2.31
Total			139,692,432		30.82

Source: *Doing Business* database.

Note: Commercial profit is assumed to be 59.4 times income per capita. ID is Iraqi dinar.

* Profit before all taxes borne.

- Input VAT will exceed output VAT in June 2017 (table 8.13).

Assumptions about the corporate income tax correction process

- An error in the calculation of the income tax liability (for example, use of incorrect tax depreciation rates, or incorrectly treating an expense as tax deductible) leads to an incorrect income tax return and consequently an underpayment of corporate income tax.
- TaxpayerCo. discovered the error and voluntarily notified the tax authority of the error in the corporate income tax return.
- The value of the underpaid income tax liability is 5% of the corporate income tax liability due.
- TaxpayerCo. submits the corrected information after the deadline for submitting the annual tax return, but within the tax assessment period.

Time to comply with VAT refund

Time is recorded in hours. The indicator has two parts:

- The process of claiming a VAT refund. Time includes: time spent by TaxpayerCo. on gathering VAT information from internal sources, including time spent on any additional analysis of accounting information and calculating the VAT refund amount; time spent by TaxpayerCo. on preparing the VAT refund claim; time spent by TaxpayerCo. preparing any additional documents that are needed to substantiate the claim for the VAT refund; time spent submitting the VAT refund claim and additional documents if that submission is done separately from the submission of the standard VAT return; time spent making representation at the tax office if required; and time spent by TaxpayerCo. completing any other mandatory activities or tasks associated with the VAT refund (table 8.13).
- The process of a VAT audit. This is captured if companies with a request

TABLE 8.13 Computing the value of the VAT input tax credit for Albania

	VAT rate <i>R</i>	Output VAT <i>R x Sales</i>	Input VAT (<i>R x A + R x B</i>)
Sales = ALL 37,398,864.84	20%	ALL 7,479,772.97	
Capital purchase (A) = ALL 27,782,013.88	20%		ALL 5,556,402.78
Raw material expenses (B) = ALL 31,165,720.70	20%		ALL 6,233,144.14
VAT refund (<i>R x A + R x B</i>) – (<i>R x Sales</i>)			ALL 4,309,773.95

Source: Doing Business database.

Note: ALL is Albanian lek.

for a VAT cash refund due to a capital purchase are pooled into additional review in 50% or more of cases. Time includes: time spent by TaxpayerCo. on gathering information and preparing any documentation (information such as receipts, financial statements, pay stubs) as required by the tax auditor; time spent by TaxpayerCo. on submitting the documents requested by the auditor.

A total estimate of zero hours is recorded if the process of claiming a VAT refund is done automatically within the standard VAT return without the need to complete any additional section or part of the return, no additional documents or tasks are required as a result of the input tax credit and, in 50% or more of similar cases, the company is not subjected to an audit.

An estimate of half an hour is recorded for submission of documents if the submission is done electronically and is a matter of minutes. An estimate of zero hours is recorded in the case of a field audit if documents are submitted in person and at the taxpayer's premises.

In Kosovo, for example, taxpayers spend 27 hours complying with the process of claiming a VAT refund. Taxpayers request the VAT refund in the standard VAT return. Taxpayers spend two hours gathering information from internal sources and accounting records to calculate the

amount of the VAT refund. There is no additional time for preparing the refund claim because taxpayers indicate in the online VAT return that they want the outstanding VAT balance to be refunded. Taxpayers must also prepare and have available for review all purchase and sales invoices for the past three months, a business explanation of VAT overpayment for large purchases or investments, bank statements, any missing tax declaration and a copy of fiscal and VAT certificates. Taxpayers spend four hours preparing these additional documents. These documents are submitted electronically at the same time as the submission of the VAT return. Taxpayers must also appear in person at the tax office to explain the VAT refund claim and the reasons for the excess input VAT in the month of June. This takes three hours. Additionally, the claim for a VAT refund would trigger a full audit at the tax office. Taxpayers spend 16 hours preparing the documents requested by the auditor including purchase and sales invoices, bills, bank transactions, records on accounting software, tax returns and contracts. Taxpayers submit the documents to the auditor in person at the tax office (two hours for submission).

Time to obtain VAT refund

Time is recorded in weeks. Time measures the total waiting time to receive a VAT refund from the moment the request has been submitted. If companies with a request for a VAT cash refund due to

a capital purchase are pooled into additional review in 50% or more of cases, time includes time to start the audit from the moment of claiming the VAT refund, time spent by TaxpayerCo. interacting with the auditor from the moment an audit begins until there are no further interactions between TaxpayerCo. and the auditor (including the various rounds of interactions between TaxpayerCo. and the auditor), time spent waiting for the tax auditor to issue the final audit decision from the moment TaxpayerCo. has submitted all relevant information and documents and there are no further interactions between TaxpayerCo. and the auditor and time spent waiting for the release of the VAT refund payment from the moment the final audit decision has been issued by the auditor.

Time also includes an average waiting time to submit the refund claim. The average waiting time to submit the refund claim is half a month if the VAT refund claim is filed monthly. The average waiting time to submit the refund claim is one month if the VAT refund claim is filed bimonthly. The average waiting time to submit the refund claim is one and a half months if the VAT refund claim is filed quarterly. The average waiting time to submit the refund claim is three months if the VAT refund claim is filed semi-annually. The average waiting time to submit the refund claim is six months if the VAT refund claim is filed annually.

Time includes the mandatory carry forward time before a VAT refund in cash can be paid. The carry forward time is zero if there is no mandatory carry forward period.

In Albania, for example, it takes 37 weeks to receive a VAT refund. The request for a VAT refund triggers an audit by the tax authorities. It takes four weeks for the tax authority to start the audit. Taxpayers spend 8.6 weeks interacting with the auditor and wait four weeks until the final assessment is issued. Taxpayers only receive the VAT refund after the audit is

completed. Taxpayers wait five weeks for the release of the VAT refund payment. In Albania the taxpayers must carry forward the VAT refund for three consecutive VAT accounting periods (three months in the case of Albania) before a refund in cash is requested. The three months (13 weeks) carry forward period is included in the total time to receive a VAT refund. The VAT return is filed monthly and thus 0.5 month (2.1 weeks) is included in the total time to receive a VAT refund.

If an economy does not have a VAT, the economy will not be scored on the two indicators for a VAT refund process—time to comply with VAT refund and time to obtain VAT refund. This is the case in Bahrain. If an economy has a VAT and the purchase of a machine is not subject to VAT, the economy will not be scored on time to comply with VAT refund and time to obtain VAT refund. This is the case in Sierra Leone. If an economy has a VAT that was introduced in calendar year 2017 and there is not sufficient data to assess the refund process, the economy will not be scored on time to comply with VAT refund and time to obtain VAT refund.

If an economy has a VAT but the ability to claim a refund is restricted to specific categories of taxpayers that do not include the case study company, the economy is assigned a score of 0 for time to comply with VAT refund and time to obtain VAT refund. In Bolivia, for example, only exporters are eligible to request a VAT refund. As a result, Bolivia receives a score of 0 for time to comply with VAT refund and time to obtain VAT refund. If an economy has a VAT and the case study company is eligible to claim a refund but cash refunds do not occur in practice, the economy is assigned a score of 0 for time to comply with VAT refund and time to obtain VAT refund. This is the case in Central African Republic. If an economy has a VAT but there is no refund mechanism in place, the economy is assigned a score of 0 for time to comply with VAT refund and

time to obtain VAT refund. This is the case in Sudan. If an economy has a VAT but input tax on a capital purchase is a cost on the business, the economy is scored 0 for time to comply with VAT refund and time to obtain VAT refund. This is the case in Myanmar.

Time to comply with a corporate income tax correction

Time is recorded in hours. The indicator has two parts:

- The process of notifying the tax authorities of the error, amending the return and making additional payment. Time includes: time spent by TaxpayerCo. gathering information and preparing the documents required to notify the tax authorities; time spent by TaxpayerCo. in submitting the documents; and time spent by TaxpayerCo. in making the additional tax payment if the payment is done separately from the submission of the amended corporate income tax return.
- The process of complying with a corporate income tax correction. This is captured if companies that had a case of self-reporting an error in the corporate income tax return resulting in an underpayment of the corporate income tax due liability were included in the pool of companies that were exposed to additional review in 25% or more of cases. The threshold used for assessing the corporate income tax audit is lower than the threshold used in the case of the VAT cash refund. This is because the case study scenario of self-reporting an error in the corporate income tax return and resulting in an underpayment of the tax liability should only be an issue among a small sample of companies selected for a tax audit. On the contrary to the VAT cash refund, it is common that a one-time request for a VAT cash refund be exposed to a tax audit. Time includes: time spent by TaxpayerCo. on gathering information and preparing any documentation (information such as

receipts, financial statements, pay stubs) as required by the tax auditor; and time spent by TaxpayerCo. in submitting the documents requested by the auditor.

An estimate of half an hour is recorded for submission of documents or payment of the income tax liability due if the submission or payment is done electronically in several minutes. An estimate of zero hours is recorded in the case of a field audit if documents are submitted in person and at the taxpayer's premises.

In the Slovak Republic, for example, taxpayers would submit an amended corporate income tax return electronically. It takes taxpayers one hour to correct the error in the return, half an hour to submit the amended return online and half an hour to make the additional payment online. Amending a corporate income tax return per the case study scenario in the Slovak Republic would not be subject to additional review. This brings the total compliance time to two hours.

Time to complete a corporate income tax correction

Time is recorded in weeks. Time includes the time to start an audit from the moment the tax authority has been notified of the error in the corporate income tax return, time spent by TaxpayerCo. interacting with the auditor from the moment an audit begins until there are no further interactions between TaxpayerCo. and the auditor (including the various rounds of interactions between TaxpayerCo. and the auditor), and time spent waiting for the tax auditor to issue the final tax assessment from the moment TaxpayerCo. has submitted all relevant information and documents and there are no further interactions between TaxpayerCo. and the auditor.

Time to complete a corporate income tax correction is recorded as zero if less than 25% of companies will not go through an additional review.

In Switzerland, for example, taxpayers with an amended corporate income tax return per the case study scenario are subject to a single-issue audit conducted at the taxpayer's premises. Taxpayers wait 30 days (4.28 weeks) until the tax authority starts the audit and interact for a total of four days (0.57 weeks) with the auditor and wait for four weeks until the final assessment is issued by the auditor, resulting in a total of 8.86 weeks to complete a corporate income tax correction.

If an economy does not levy corporate income tax, the economy will not be scored on the two indicators: time to comply with a corporate income tax correction and time to complete a corporate income tax correction. This is the case in Vanuatu.

An economy receives a "no practice" mark on the payments, time, total tax and contribution rate and postfiling index indicators if the economy does not levy any taxes or mandatory contributions.

REFORMS

The paying taxes indicator set tracks changes related to the different taxes and mandatory contributions that a medium-size company must pay in a given year, the administrative burden of paying taxes and contributions and the administrative burden of complying with two postfiling processes (VAT refund, and tax audit) per calendar year. Depending on the impact on the data, certain changes are classified as reforms and listed in the summaries of *Doing Business* reforms in 2017/18 section of the report in order to acknowledge the implementation of significant changes. Reforms are divided into two types: those that make it easier to do business and those changes that make it more difficult to do business. The paying taxes indicator set uses one criterion to recognize a reform.

The aggregate gap on the overall score of the indicator set is used to assess the impact of data changes. Any data update

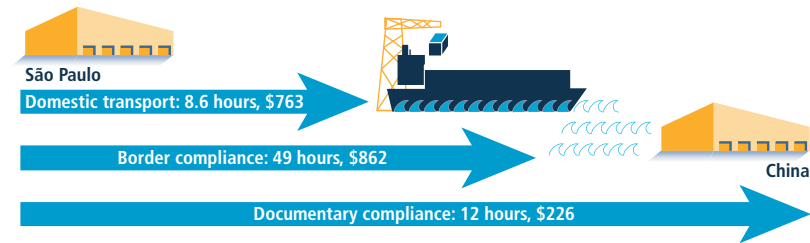
that leads to a change of 2% or more on the score gap is classified as a reform, except when the change is the result of automatic official fee indexation to a price or wage index (for more details, see the chapter on the ease of doing business score and ease of doing business ranking). For example, if the implementation of a new electronic system for filing or paying one of the three major taxes (corporate income tax, VAT, labor taxes and mandatory contributions) reduces the time or the number of payments in a way that the overall gap decreases by 2% or more, such change is classified as a reform. Alternatively, minor updates to tax rates or fixed charges or other smaller changes in the indicators that have an aggregate impact less than 2% on the gap are not classified as a reform, but their impact is still reflected on the most updated indicators for this indicator set.

The data details on paying taxes can be found for each economy at <http://www.doingbusiness.org>. This methodology was developed by Djankov and others (2010).

TRADING ACROSS BORDERS

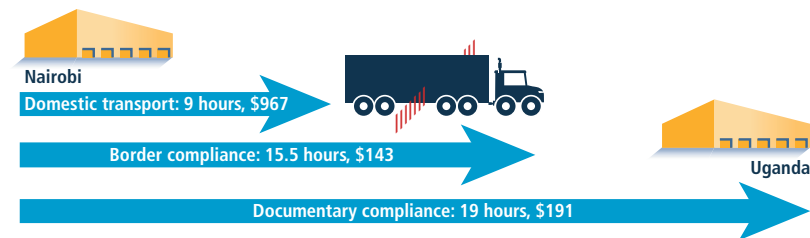
Doing Business records the time and cost associated with the logistical process of exporting and importing goods. *Doing Business* measures the time and cost (excluding tariffs) associated with three sets of procedures—documentary compliance, border compliance and domestic transport—within the overall process of exporting or importing a shipment of goods. Figure 8.15, using the example of Brazil (as exporter) and China (as importer), shows the process of exporting a shipment from a warehouse in the origin economy to a warehouse in an overseas trading partner through a port. Figure 8.16, using the example of Kenya (as exporter) and Uganda (as importer), shows the process of exporting a shipment from a warehouse in the origin economy to a warehouse in a regional trading partner through a land border. The ranking of economies

FIGURE 8.15 What makes up the time and cost to export to an overseas trading partner?



Source: Doing Business database.

FIGURE 8.16 What makes up the time and cost to export to a regional trading partner?



Source: Doing Business database.

on the ease of trading across borders is determined by sorting their scores for trading across borders. These scores are the simple average of the scores for the time and cost for documentary compliance and border compliance to export and import (figure 8.17).

Although *Doing Business* collects and publishes data on the time and cost for domestic transport, it does not use these data in calculating the score for trading across borders or the ranking on the ease of trading across borders. The main reason for this is that the time and cost for domestic transport are affected by many external factors—such as the geography and topography of the transit territory, road capacity and general infrastructure, proximity to the nearest port or border, and the location of warehouses where the traded goods are stored—and so are not directly influenced by an economy's trade policies and reforms.

The data on trading across borders are gathered through a questionnaire administered to local freight forwarders, customs brokers, port authorities and traders.

If an economy has no formal, large-scale, private sector cross-border trade taking place as a result of government restrictions, armed conflict or a natural disaster, it is considered a “no practice” economy. A “no practice” economy receives a score of 0 for all the trading across borders indicators.

Assumptions of the case study

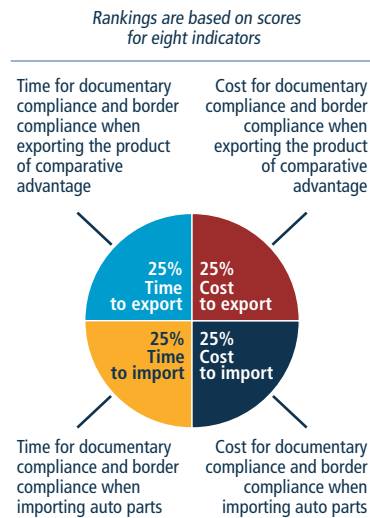
To make the data comparable across economies, several assumptions are made about the traded goods and the transactions:

- For each of the 190 economies covered by *Doing Business*, it is assumed that a shipment is located in a warehouse in the largest business city of the

exporting economy and travels to a warehouse in the largest business city of the importing economy. For 11 economies the data are also collected, under the same case study assumptions, for the second largest business city (table 8A.1).

- The import and export case studies assume different traded products. It is assumed that each economy imports a standardized shipment of 15 metric tons of containerized auto parts (HS 8708) from its natural import partner—the economy from which it imports the largest value (price times quantity) of auto parts. It is assumed that each economy exports the product of its comparative advantage (defined by the largest export value) to its natural export partner—the economy that is the largest purchaser of this product. Precious metal and gems, mineral fuels, oil products, live animals, residues and waste of foods and products as well as pharmaceuticals are excluded from the list of possible export products, however, and in these cases the second largest

FIGURE 8.17 Trading across borders: time and cost to export and import



Note: The time and cost for domestic transport and the number of documents to export and import are measured but do not count for the rankings.

product category is considered as needed.⁸

- A shipment is a unit of trade. Export shipments do not necessarily need to be containerized, while import shipments of auto parts are assumed to be containerized.
- If fees are determined by the value of the shipment, the value is assumed to be \$50,000.
- The product is new, not secondhand or used merchandise.
- The exporting/importing firm hires and pays for a freight forwarder or customs broker (or both) and pays for all costs related to domestic transport, clearance and mandatory inspections by customs and other agencies, port or border handling, documentary compliance fees and the like.
- The mode of transport is the one most widely used for the chosen export or import product and the trading partner, as is the seaport or land border crossing.
- All electronic submissions of information requested by any government agency in connection with the shipment are considered to be documents obtained, prepared and submitted during the export or import process.
- A port or border is defined as a place (seaport or land border crossing) where merchandise can enter or leave an economy.
- Government agencies considered relevant are agencies such as customs, port authorities, road police, border guards, standardization agencies, ministries or departments of agriculture or industry, national security agencies, central banks and any other government authorities.

Time

Time is measured in hours, and 1 day is 24 hours (for example, 22 days are recorded as $22 \times 24 = 528$ hours). If customs clearance takes 7.5 hours, the data are recorded as is. Alternatively, suppose that documents are submitted to a customs agency at 8:00 a.m., are processed overnight and can be picked

up at 8:00 a.m. the next day. In this case the time for customs clearance would be recorded as 24 hours because the actual procedure took 24 hours.

Cost

Insurance cost and informal payments for which no receipt is issued are excluded from the costs recorded. Costs are reported in U.S. dollars. Contributors are asked to convert local currency into U.S. dollars based on the exchange rate prevailing on the day they answer the questionnaire. Contributors are private sector experts in international trade logistics and are informed about exchange rates and their movements.

Documentary compliance

Documentary compliance captures the time and cost associated with compliance with the documentary requirements of all government agencies of the origin economy, the destination economy and any transit economies (table 8.14). The aim is to measure the total burden of preparing the bundle of documents that will enable completion of the international trade for the product and partner pair assumed in the case study. As a shipment moves from Mumbai to New York City, for example, the freight forwarder must prepare and submit documents to the customs agency in India, to the

port authorities in Mumbai and to the customs agency in the United States.

The time and cost for documentary compliance include the time and cost for obtaining documents (such as time spent to get the document issued and stamped); preparing documents (such as time spent gathering information to complete the customs declaration or certificate of origin); processing documents (such as time spent waiting for the relevant authority to issue a phytosanitary certificate); presenting documents (such as time spent showing a port terminal receipt to port authorities); and submitting documents (such as time spent submitting a customs declaration to the customs agency in person or electronically).

All electronic or paper submissions of information requested by any government agency in connection with the shipment are considered to be documents obtained, prepared and submitted during the export or import process. All documents prepared by the freight forwarder or customs broker for the product and partner pair assumed in the case study are included regardless of whether they are required by law or in practice. Any documents prepared and submitted so as to get access to

TABLE 8.14 What do the indicators on the time and cost to export and import cover?

Documentary compliance

Obtaining, preparing and submitting documents during transport, clearance, inspections and port or border handling in origin economy

Obtaining, preparing and submitting documents required by destination economy and any transit economies

Covers all documents required by law and in practice, including electronic submissions of information

Border compliance

Customs clearance and inspections by customs

Inspections by other agencies (if applied to more than 20% of shipments)

Port or border handling at most widely used port or border of economy

Domestic transport

Loading and unloading of shipment at warehouse or border

Transport by most widely used mode between warehouse and border

Transport by most widely used mode between border and warehouse

Traffic delays and road police checks while shipment is en route

preferential treatment—for example, a certificate of origin—are included in the calculation of the time and cost for documentary compliance. Any documents prepared and submitted because of a perception that they ease the passage of the shipment are also included (for example, freight forwarders may prepare a packing list because in their experience this reduces the probability of physical or other intrusive inspections).

In addition, any documents that are mandatory for exporting or importing are included in the calculation of time and cost. Documents that need to be obtained only once are not counted, however. And *Doing Business* does not include documents needed to produce and sell in the domestic market—such as certificates of third-party safety standards testing that may be required to sell toys domestically—unless a government agency needs to see these documents during the export process.

Border compliance

Border compliance captures the time and cost associated with compliance with the economy's customs regulations and with regulations relating to other inspections that are mandatory in order for the shipment to cross the economy's border, as well as the time and cost for handling that takes place at its port or border. The time and cost for this segment include time and cost for customs clearance and inspection procedures conducted by other agencies. For example, the time and cost for conducting a phytosanitary inspection would be included here.

The computation of border compliance time and cost depends on where the border compliance procedures take place, who requires and conducts the procedures and what is the probability that inspections will be conducted. If all customs clearance and other inspections take place at the port or border at the same time, the time estimate for border compliance takes this simultaneity into account. It is entirely possible that the

border compliance time and cost could be negligible or zero, as in the case of trade between members of the European Union or other customs unions.

If some or all customs or other inspections take place at other locations, the time and cost for these procedures are added to the time and cost for those that take place at the port or border. In Kazakhstan, for example, all customs clearance and inspections take place at a customs post in Almaty that is not at the land border between Kazakhstan and China. In this case border compliance time is the sum of the time spent at the terminal in Almaty and the handling time at the border.

Doing Business asks contributors to estimate the time and cost for clearance and inspections by customs agencies—defined as documentary and physical inspections for the purpose of calculating duties by verifying product classification, confirming quantity, determining origin and checking the veracity of other information on the customs declaration. (This category includes all inspections aimed at preventing smuggling.) These are clearance and inspection procedures that take place in the majority of cases and thus are considered the “standard” case. The time and cost estimates capture the efficiency of the customs agency of the economy.

Doing Business also asks contributors to estimate the total time and cost for clearance and inspections by customs and all other agencies for the specified product. These estimates account for inspections related to health, safety, phytosanitary standards, conformity and the like, and thus capture the efficiency of agencies that require and conduct these additional inspections.

If inspections by agencies other than customs are conducted in 20% or fewer cases, the border compliance time and cost measures take into account only clearance and inspections by customs

(the standard case). If inspections by other agencies take place in more than 20% of cases, the time and cost measures account for clearance and inspections by all agencies. Different types of inspections may take place with different probabilities—for example, scanning may take place in 100% of cases while physical inspection occurs in 5% of cases. In situations like this, *Doing Business* would count the time only for scanning because it happens in more than 20% of cases while physical inspection does not. The border compliance time and cost for an economy do not include the time and cost for compliance with the regulations of any other economy.

Domestic transport

Domestic transport captures the time and cost associated with transporting the shipment from a warehouse in the largest business city of the economy to the most widely used seaport or land border of the economy. For 11 economies the data are also collected for the second largest business city (table 8A.1). This set of procedures captures the time for (and cost of) the actual transport; any traffic delays and road police checks; as well as time spent on loading or unloading at the warehouse or border. For a coastal economy with an overseas trading partner, domestic transport captures the time and cost from the loading of the shipment at the warehouse until the shipment reaches the economy's port (figure 8.15). For an economy trading through a land border, domestic transport captures the time and cost from the loading of the shipment at the warehouse until the shipment reaches the economy's land border (figure 8.16).

The time and cost estimates are based on the most widely used mode of transport (truck, train) and the most widely used route (road, border posts) as reported by contributors. The time and cost estimates are based on the mode and route chosen by the majority of contributors. For the 11 economies for which data are collected for both the

largest and the second largest business city, *Doing Business* allows the most widely used route and the most widely used mode of transport to be different for the two cities. For example, shipments from Delhi are transported by train to Mundra port for export, while shipments from Mumbai travel by truck to Nhava Sheva port to be exported.

In the export case study, as noted, *Doing Business* does not assume a containerized shipment, and time and cost estimates may be based on the transport of 15 tons of noncontainerized products. In the import case study auto parts are assumed to be containerized. In the cases where cargo is containerized, the time and cost for transport and other procedures are based on a shipment consisting of homogeneous cargo belonging to a single Harmonized System (HS) classification code. This assumption is particularly important for inspections, because shipments of homogeneous products are often subject to fewer and shorter inspections than shipments of products belonging to various HS codes.

In some cases the shipment travels from the warehouse to a customs post or terminal for clearance or inspections and then travels onward to the port or border. In these cases the domestic transport time is the sum of the time for both transport segments. The time and cost for clearance or inspections are included in the measures for border compliance, however, not in those for domestic transport.

REFORMS

The trading across borders indicator set records the time and cost associated with the logistical process of exporting and importing goods every year. Depending on the impact on the data, certain changes are classified as reforms and listed in the summaries of *Doing Business* reforms in 2017/18 section of the report in order to acknowledge the implementation of significant changes. Reforms are divided into two types:

those that make it easier to do business and those changes that make it more difficult to do business. The trading across borders indicator set uses a standard criterion to recognize a reform.

The aggregate gap on the overall score of the indicator set is used to assess the impact of data changes. Any data update that leads to a change of 2% or more on the score gap is classified as a reform, except when the change is the result of automatic official fee indexation to a price or wage index (for more details, see the chapter on the ease of doing business score and ease of doing business ranking). For example, if the implementation of a single window system reduces time or cost in a way that the overall gap decreases by 2% or more, such change is classified as a reform. Minor fee updates or other small changes on the indicators that have an aggregate impact of less than 2% on the gap are not classified as a reform, yet, but their impact is still reflected on the most updated indicators for this indicator set.

The data details on trading across borders can be found for each economy at <http://www.doingbusiness.org>. This methodology was initially developed by Djankov and others (2008) and was revised in 2015.

ENFORCING CONTRACTS

Doing Business measures the time and cost for resolving a commercial dispute through a local first-instance court (table 8.15) and the quality of judicial processes index, evaluating whether each economy has adopted a series of good practices that promote quality and efficiency in the court system. The data are collected through study of the codes of civil procedure and other court regulations as well as questionnaires completed by local litigation lawyers and judges. The ranking of economies on the ease of enforcing contracts is determined by sorting their scores for enforcing contracts. These scores are the simple

TABLE 8.15 What do the indicators on the efficiency of resolving a commercial dispute measure?

Time required to enforce a contract through the courts (calendar days)
Time to file and serve the case
Time for trial and to obtain the judgment
Time to enforce the judgment
Cost required to enforce a contract through the courts (% of claim value)
Average attorney fees
Court costs
Enforcement costs

average of the scores for each of the component indicators (figure 8.18).

EFFICIENCY OF RESOLVING A COMMERCIAL DISPUTE

The data on time and cost are built by following the step-by-step evolution of a commercial sale dispute (figure 8.19). The data are collected for a specific court for each city covered, under the assumptions about the case described below. The “competent court” is the one with jurisdiction over disputes worth 200% of income per capita or \$5,000, whichever is greater. Whenever more than one court has original jurisdiction over a case comparable to the standardized case study, the data are collected based

FIGURE 8.18 Enforcing contracts: efficiency and quality of commercial dispute resolution

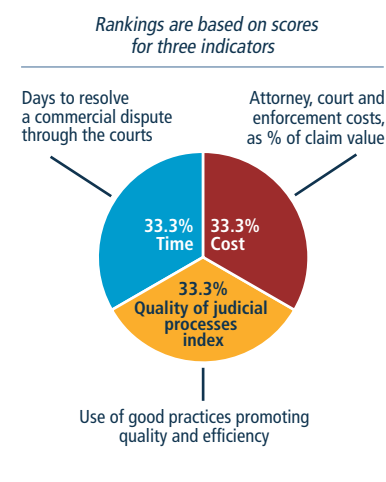
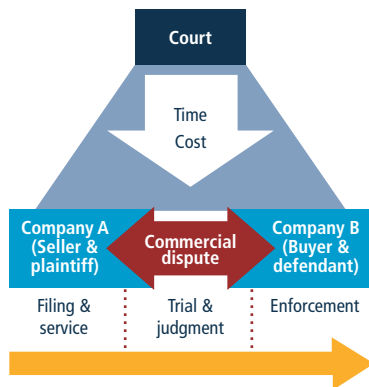


FIGURE 8.19 What are the time and cost to resolve a commercial dispute through a local first-instance court?



on the court that would be used by litigants in the majority of cases. The name of the relevant court in each economy is published on the *Doing Business* website at <http://www.doingbusiness.org/data/exploretopics/enforcing-contracts>. For the 11 economies for which the data are also collected for the second largest business city, the name of the relevant court in that city is given as well.

Assumptions about the case

- The value of the claim is equal to 200% of the economy's income per capita or \$5,000, whichever is greater.
- The dispute concerns a lawful transaction between two businesses (Seller and Buyer), both located in the economy's largest business city. For 11 economies the data are also collected for the second largest business city (table 8A.1). Pursuant to a contract between the businesses, Seller sells some custom-made furniture to Buyer worth 200% of the economy's income per capita or \$5,000, whichever is greater. After Seller delivers the goods to Buyer, Buyer refuses to pay the contract price, alleging that the goods are not of adequate quality. Because they were custom-made, Seller is unable to sell them to anyone else.
- Seller (the plaintiff) sues Buyer (the defendant) to recover the amount under the sales agreement. The dispute is brought before the court located in the economy's largest business city with jurisdiction over commercial cases worth 200% of income per capita or \$5,000, whichever is greater. As noted, for 11 economies the data are also collected for the second largest business city.
- At the outset of the dispute, Seller decides to attach Buyer's movable assets (for example, office equipment and vehicles) because Seller fears that Buyer may hide its assets or otherwise become insolvent.
- The claim is disputed on the merits because of Buyer's allegation that the quality of the goods was not adequate. Because the court cannot decide the case on the basis of documentary evidence or legal title alone, an expert opinion is given on the quality of the goods. If it is standard practice in the economy for each party to call its own expert witness, the parties each call one expert witness. If it is standard practice for the judge to appoint an independent expert, the judge does so. In this case the judge does not allow opposing expert testimony.
- Following the expert opinion, the judge decides that the goods delivered by Seller were of adequate quality and that Buyer must pay the contract price. The judge thus renders a final judgment that is 100% in favor of Seller.
- Buyer does not appeal the judgment. Seller decides to start enforcing the judgment as soon as the time allocated by law for appeal lapses.
- Seller takes all required steps for prompt enforcement of the judgment. The money is successfully collected through a public sale of Buyer's movable assets (for example, office equipment and vehicles). It is assumed that Buyer does not have any money on her/his bank account, making it impossible for the judgment to be enforced through a seizure of the Buyer's accounts.

Time

Time is recorded in calendar days, counted from the moment Seller decides to file the lawsuit in court until payment. This includes both the days when actions take place and the waiting periods in between. The average duration of the following three different stages of dispute resolution is recorded: (i) filing and service; (ii) trial and judgment; and (iii) enforcement. Time is recorded considering the case study assumptions detailed above and only as applicable to the competent court. Time is recorded in practice, regardless of time limits set by law if such time limits are not respected in the majority of cases.

The filing and service phase includes:

- The time for Seller to try and obtain payment out of court through a non-litigious demand letter, including the time to prepare the letter and the deadline that would be provided to Buyer to comply.
- The time necessary for a local lawyer to write the initial complaint and gather all supporting documents needed for filing, including authenticating or notarizing them, if required.
- The time necessary to file the complaint at the court.
- The time necessary for Buyer to be served, including the processing time at the court and the waiting periods between unsuccessful attempts if more than one attempt is usually required.

The trial and judgment phase includes:

- The time between the moment the case is served on Buyer and the moment a pre-trial conference is held, if such pre-trial conference is part of the case management techniques used by the competent court.
- The time between the pre-trial conference and the first hearing, if a pre-trial conference is part of the case management techniques used by the competent court. If not, the time between the moment the case is

served on Buyer and the moment the first hearing is held.

- The time to conduct all trial activities, including exchanges of briefs and evidence, multiple hearings, waiting times in between hearings and obtaining an expert opinion.
- The time necessary for the judge to issue a written final judgment once the evidence period has closed.
- The time limit for appeal.

The enforcement phase includes:

- The time it takes to obtain an enforceable copy of the judgment and contact the relevant enforcement office.
- The time it takes to locate, identify, seize and transport the losing party's movable assets (including the time necessary to obtain an order from the court to attach and seize the assets, if applicable).
- The time it takes to advertise, organize and hold the auction. If more than one auction would usually be required to fully recover the value of claim in a case comparable to the standardized case study, then the time between multiple auction attempts is recorded.
- The time it takes for the winning party to fully recover the value of the claim once the auction is successfully completed.

Cost

Cost is recorded as a percentage of the claim value, assumed to be equivalent to 200% of income per capita or \$5,000, whichever is greater. Three types of costs are recorded: average attorney fees, court costs and enforcement costs.

Average attorney fees are the fees that Seller (plaintiff) must advance to a local attorney to represent Seller in the standardized case, regardless of final reimbursement. Court costs include all costs that Seller (plaintiff) must advance to the court, regardless of the final cost borne by Seller. Court

costs include the fees that the parties must pay to obtain an expert opinion, regardless of whether they are paid to the court or to the expert directly. Enforcement costs are all costs that Seller (plaintiff) must advance to enforce the judgment through a public sale of Buyer's movable assets, regardless of the final cost borne by Seller. Bribes are not taken into account.

QUALITY OF JUDICIAL PROCESSES

The quality of judicial processes index measures whether each economy has adopted a series of good practices in its court system in four areas: court structure and proceedings, case management, court automation and alternative dispute resolution (table 8.16).

Court structure and proceedings index

The court structure and proceedings index has five components:

- Whether a specialized commercial court, section or division dedicated solely to hearing commercial cases is in place. A score of 1.5 is assigned if yes; 0 if no.
- Whether a small claims court and/or a fast-track procedure for small claims is in place. A score of 1 is assigned if such a court or procedure is in place, it is applicable to all civil cases and the law sets a cap on the value of cases that can be handled through this court or procedure. The point is assigned only if this court applies a simplified procedure or if the procedure for small claims is simplified. An additional score of 0.5 is assigned if parties can represent themselves before this court or during this procedure. If no small claims court or fast-track procedure is in place, a score of 0 is assigned.
- Whether plaintiffs can obtain pretrial attachment of the defendant's movable assets if they fear the assets may be moved out of the jurisdiction or otherwise dissipated. A score of 1 is assigned if yes; 0 if no.

TABLE 8.16 What does the quality of judicial processes index measure?

Court structure and proceedings index (-1-5)

Availability of specialized commercial court, division or section (0-1.5)

Availability of small claims court and/or simplified procedure for small claims (0-1.5)

Availability of pretrial attachment (0-1)

Criteria used to assign cases to judges (0-1)

Evidentiary weight of woman's testimony (-1-0)

Case management index (0-6)

Regulations setting time standards for key court events (0-1)

Regulations on adjournments and continuances (0-1)

Availability of performance measurement reports (0-1)

Availability of pretrial conference (0-1)

Availability of electronic case management system for judges (0-1)

Availability of electronic case management system for lawyers (0-1)

Court automation index (0-4)

Ability to file initial complaint electronically (0-1)

Ability to serve initial complaint electronically (0-1)

Ability to pay court fees electronically (0-1)

Publication of judgments (0-1)

Alternative dispute resolution index (0-3)

Arbitration (0-1.5)

Voluntary mediation and/or conciliation (0-1.5)

Quality of judicial processes index (0-18)

Sum of the court structure and proceedings, case management, court automation and alternative dispute resolution indices

- Whether cases are assigned randomly and automatically to judges throughout the competent court. A score of 1 is assigned if the assignment of cases is random and automated; 0.5 if it is random but not automated; 0 if it is neither random nor automated.
- Whether a woman's testimony carries the same evidentiary weight in court as a man's. A score of -1 is assigned if the law differentiates between the evidentiary value of a woman's testimony and that of a man in any type of civil case, including family cases; 0 if it does not.

The index ranges from -1 to 5, with higher values indicating a more sophisticated and streamlined court structure. In Bosnia and Herzegovina, for example, a specialized commercial court is in place (a score of 1.5), and small claims can be resolved through a dedicated division in which self-representation is allowed (a score of 1.5). Plaintiffs can obtain pretrial attachment of the defendant's movable assets if they fear dissipation during trial (a score of 1). Cases are assigned randomly through an electronic case management system (a score of 1). A woman's testimony carries the same evidentiary weight in court as a man's (a score of 0). Adding these numbers gives Bosnia and Herzegovina a score of 5 on the court structure and proceedings index.

Case management index

The case management index has six components:

- Whether any of the applicable laws or regulations on civil procedure contain time standards for at least three of the following key court events: (i) service of process; (ii) first hearing; (iii) filing of the statement of defense; (iv) completion of the evidence period; (v) filing of testimony by expert; and (vi) submission of the final judgment. A score of 1 is assigned if such time standards are available and respected in more than 50% of cases; 0.5 if they are available but not respected in more than 50% of cases; 0 if there are time standards for less than three of these key court events or for none.
- Whether there are any laws regulating the maximum number of adjournments or continuances that can be granted, whether adjournments are limited by law to unforeseen and exceptional circumstances and whether these rules are respected in more than 50% of cases. A score of 1 is assigned if all three conditions are met; 0.5 if only two of the three conditions are met; 0 if only one of the conditions is met or if none are.
- Whether there are any publicly available performance measurement reports about the competent court to monitor the court's performance, to track the progress of cases through the court and to ensure compliance with established time standards. A score of 1 is assigned if at least two of the following four reports are made publicly available: (i) time to disposition report (measuring the time the court takes to dispose/adjudicate its cases); (ii) clearance rate report (measuring the number of cases resolved versus the number of incoming cases); (iii) age of pending cases report (providing a snapshot of all pending cases according to case type, case age, last action held and next action scheduled); and (iv) single case progress report (providing a snapshot of the status of one single case). A score of 0 is assigned if only one of these reports is available or if none are.
- Whether a pretrial conference is among the case management techniques used in practice before the competent court and at least three of the following issues are discussed during the pretrial conference: (i) scheduling (including the time frame for filing motions and other documents with the court); (ii) case complexity and projected length of trial; (iii) possibility of settlement or alternative dispute resolution; (iv) exchange of witness lists; (v) evidence; (vi) jurisdiction and other procedural issues; and (vii) narrowing down of contentious issues. A score of 1 is assigned if a pretrial conference in which at least three of these events are discussed is held within the competent court; 0 if not.
- Whether judges within the competent court can use an electronic case management system for at least four of the following purposes: (i) to access laws, regulations and case law; (ii) to automatically generate a hearing schedule for all cases on their docket; (iii) to send notifications (for example, e-mails) to lawyers; (iv) to track the status of a case on their docket; (v) to view and manage case documents (briefs, motions); (vi) to assist in writing judgments; (vii) to semiautomatically generate court orders; and (viii) to view court orders and judgments in a particular case. A score of 1 is assigned if an electronic case management system is available that judges can use for at least four of these purposes; 0 if not.
- Whether lawyers can use an electronic case management system for at least four of the following purposes: (i) to access laws, regulations and case law; (ii) to access forms to be submitted to the court; (iii) to receive notifications (for example, e-mails); (iv) to track the status of a case; (v) to view and manage case documents (briefs, motions); (vi) to file briefs and documents with the court; and (vii) to view court orders and decisions in a particular case. A score of 1 is assigned if an electronic case management system that lawyers can use for at least four of these purposes is available; 0 if not.

The index ranges from 0 to 6, with higher values indicating a more qualitative and efficient case management system. In Australia, for example, time standards for at least three key court events are established in applicable civil procedure instruments and are respected in more than 50% of cases (a score of 1). The law stipulates that adjournments can be granted only for unforeseen and exceptional circumstances and this rule is respected in more than 50% of cases (a score of 0.5). A time to disposition report, a clearance rate report and an age of pending cases report can be generated about the competent court (a score of 1). A pretrial conference is among the case management techniques used before the District Court of New South Wales (a score of 1). An electronic case management system satisfying the criteria outlined above is available to judges (a score of 1) and to lawyers (a score of 1). Adding these

numbers gives Australia a score of 5.5 on the case management index, the highest score attained by any economy on this index.

Court automation index

The court automation index has four components:

- Whether the initial complaint can be filed electronically through a dedicated platform (not e-mail or fax) within the competent court. A score of 1 is assigned if such a platform is available and litigants are not required to follow up with a hard copy of the complaint; 0 if not. Electronic filing is acknowledged regardless of the percentage of users, as long as no additional in-person interactions are required, and local experts have used it enough to be able to confirm that it is fully functional.
- Whether the initial complaint can be served on the defendant electronically, through a dedicated system or by e-mail, fax or short message service (SMS), for cases filed before the competent court. A score of 1 is assigned if electronic service is available and no further service of process is required; 0 if not. Electronic service is acknowledged regardless of the percentage of users, as long as no additional in-person interactions are required, and local experts have used it enough to be able to confirm that it is fully functional.
- Whether court fees can be paid electronically for cases filed before the competent court, either through a dedicated platform or through online banking. A score of 1 is assigned if fees can be paid electronically and litigants are not required to follow-up with a hard copy of the receipt or produce a stamped copy of the receipt; 0 if not. Electronic payment is acknowledged regardless of the percentage of users, as long as no additional in-person interactions are required, and local experts have used it enough to be able to confirm that it is fully functional.

- Whether judgments rendered by local courts are made available to the general public through publication in official gazettes, in newspapers or on the internet. A score of 1 is assigned if judgments rendered in commercial cases at all levels are made available to the general public; 0.5 if only judgments rendered at the appeal and supreme court level are made available to the general public; 0 in all other instances. No points are awarded if judgments need to be individually requested from the court, or if the case number or parties' details are required in order to obtain a copy of a judgment.

The index ranges from 0 to 4, with higher values indicating a more automated, efficient and transparent court system. In Estonia, for example, the initial summons can be filed online (a score of 1), it can be served on the defendant electronically (a score of 1), and court fees can be paid electronically as well (a score of 1). In addition, judgments in commercial cases at all levels are made publicly available through the internet (a score of 1). Adding these numbers gives Estonia a score of 4 on the court automation index.

Alternative dispute resolution index

The alternative dispute resolution index has six components:

- Whether domestic commercial arbitration is governed by a consolidated law or consolidated chapter or section of the applicable code of civil procedure encompassing substantially all its aspects. A score of 0.5 is assigned if yes; 0 if no.
- Whether commercial disputes of all kinds—aside from those dealing with public order, public policy, bankruptcy, consumer rights, employment issues or intellectual property—can be submitted to arbitration. A score of 0.5 is assigned if yes; 0 if no.
- Whether valid arbitration clauses or agreements are enforced by local

courts in more than 50% of cases. A score of 0.5 is assigned if yes; 0 if no.

- Whether voluntary mediation, conciliation or both are a recognized way of resolving commercial disputes. A score of 0.5 is assigned if yes; 0 if no.
- Whether voluntary mediation, conciliation or both are governed by a consolidated law or consolidated chapter or section of the applicable code of civil procedure encompassing substantially all their aspects. A score of 0.5 is assigned if yes; 0 if no.
- Whether there are any financial incentives for parties to attempt mediation or conciliation (for example, if mediation or conciliation is successful, a refund of court filing fees, an income tax credit or the like). A score of 0.5 is assigned if yes; 0 if no.

The index ranges from 0 to 3, with higher values associated with greater availability of alternative dispute resolution mechanisms. In Israel, for example, arbitration is regulated through a dedicated statute (a score of 0.5), all relevant commercial disputes can be submitted to arbitration (a score of 0.5), and valid arbitration clauses are usually enforced by the courts (a score of 0.5). Voluntary mediation is a recognized way of resolving commercial disputes (a score of 0.5), it is regulated through a dedicated statute (a score of 0.5), and part of the filing fees is reimbursed if the process is successful (a score of 0.5). Adding these numbers gives Israel a score of 3 on the alternative dispute resolution index.

Quality of judicial processes index

The quality of judicial processes index is the sum of the scores on the court structure and proceedings, case management, court automation and alternative dispute resolution indices. The index ranges from 0 to 18, with higher values indicating better and more efficient judicial processes.

REFORMS

The enforcing contracts indicator set tracks changes related to the efficiency and quality of commercial dispute resolution systems every year. Depending on the impact on the data, certain changes are classified as reforms and listed in the summaries of *Doing Business* reforms in 2017/18 section of the report. Reforms are divided into two types: those that make it easier to do business and those changes that make it more difficult to do business. The enforcing contracts indicator set uses three criteria to recognize a reform.

First, changes in laws and regulations that have any impact on the economy's score on the quality of judicial processes index are classified as reforms. Examples of reforms impacting the quality of judicial processes index include measures to introduce electronic filing of the initial complaint, the creation of a commercial court or division, or the introduction of dedicated systems to resolve small claims. Changes affecting the quality of judicial processes index can be different in magnitude and scope and still be considered a reform. For example, implementing a new electronic case management system for the use of judges and lawyers represents a reform with a 2-point increase in the index, while introducing incentives for the parties to use mediation represents a reform with a 0.5-point increase in the index.

Second, changes that have an impact on the time and cost to resolve a dispute may also be classified as reforms depending on the magnitude of the changes. According to the enforcing contracts methodology, any updates in legislation leading to a change of 2% or more on the score gap, except when the change is the result of automatic official fee indexation to a price or wage index (for more details, see the chapter on the ease of doing business score and ease of doing business ranking) of the time and cost indicators is classified as a reform. Changes with lower impact are not classified as reforms, but they

are still reflected on the most updated indicators data.

Third, legislative changes of exceptional magnitude such as sizeable revisions of the applicable civil procedure, or enforcement laws, that are anticipated to have a significant impact on time and cost in the future.

The data details on enforcing contracts can be found for each economy at <http://www.doingbusiness.org>. This methodology was initially developed by Djankov and others (2003) and is adopted here with several changes. The quality of judicial processes index was introduced in Doing Business 2016. The good practices tested in this index were developed on the basis of internationally recognized good practices promoting judicial efficiency.

RESOLVING INSOLVENCY

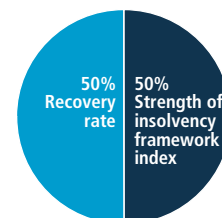
Doing Business studies the time, cost and outcome of insolvency proceedings involving domestic entities as well as the strength of the legal framework applicable to judicial liquidation and reorganization proceedings. The data for the resolving insolvency indicators are derived from questionnaire responses by local insolvency practitioners and verified through a study of laws and regulations as well as public information on insolvency systems. The ranking of economies on the ease of resolving insolvency is determined by sorting their scores for resolving insolvency. These scores are the simple average of the scores for the recovery rate and the strength of insolvency framework index (figure 8.20).

RECOVERY OF DEBT IN INSOLVENCY

The recovery rate is calculated based on the time, cost and outcome of insolvency proceedings in each economy. To make the data on the time, cost and outcome of insolvency proceedings comparable across economies, several assumptions about the business and the case are used.

FIGURE 8.20 Resolving insolvency: recovery rate and strength of insolvency framework

Rankings are based on scores for two indicators



Assumptions about the business

The business:

- Is a limited liability company.
- Operates in the economy's largest business city. For 11 economies the data are also collected for the second largest business city (table 8A.1).
- Is 100% domestically owned, with the founder, who is also chairperson of the supervisory board, owning 51% (no other shareholder holds more than 5% of shares).
- Has downtown real estate, where it runs a hotel, as its major asset.
- Has a professional general manager.
- Has 201 employees and 50 suppliers, each of which is owed money for the last delivery.
- Has a 10-year loan agreement with a domestic bank secured by a mortgage over the hotel's real estate property. A universal business charge (an enterprise charge) is also assumed in economies where such collateral is recognized. If the laws of the economy do not specifically provide for an enterprise charge but contracts commonly use some other provision to that effect, this provision is specified in the loan agreement.
- Has observed the payment schedule and all other conditions of the loan up to now.
- Has a market value, operating as a going concern, of 100 times income per capita or \$200,000, whichever is greater. The market value of the

company's assets, if sold piecemeal, is 70% of the market value of the business.

Assumptions about the case

The business is experiencing liquidity problems. The company's loss in 2017 reduced its net worth to a negative figure. It is January 1, 2018. There is no cash to pay the bank interest or principal in full, due the next day, January 2. The business will therefore default on its loan. Management believes that losses will be incurred in 2018 and 2019 as well. But it expects 2018 cash flow to cover all operating expenses, including supplier payments, salaries, maintenance costs and taxes, though not principal or interest payments to the bank.

The amount outstanding under the loan agreement is exactly equal to the market value of the hotel business and represents 74% of the company's total debt. The other 26% of its debt is held by unsecured creditors (suppliers, employees, tax authorities).

The company has too many creditors to negotiate an informal out-of-court workout. The following options are available: a judicial procedure aimed at the rehabilitation or reorganization of the company to permit its continued operation; a judicial procedure aimed at the liquidation or winding-up of the company; or a judicial debt enforcement procedure (foreclosure or receivership) against the company.

Assumptions about the parties

The bank wants to recover as much as possible of its loan, as quickly and cheaply as possible. The unsecured creditors will do everything permitted under the applicable laws to avoid a piecemeal sale of the assets. The majority shareholder wants to keep the company operating and under her/his control. Management wants to keep the company operating and preserve its employees' jobs. All the parties are local entities or citizens; no foreign parties are involved.

Time

Time for creditors to recover their credit is recorded in calendar years (table 8.17). The period of time measured by *Doing Business* is from the company's default until the payment of some or all of the money owed to the bank. Potential delay tactics by the parties, such as the filing of dilatory appeals or requests for extension, are taken into consideration.

Cost

The cost of the proceedings is recorded as a percentage of the value of the debtor's estate. The cost is calculated on the basis of questionnaire responses and includes court fees and government levies; fees of insolvency administrators, auctioneers, assessors and lawyers; and all other fees and costs.

Outcome

Recovery by creditors depends on whether the hotel business emerges from the proceedings as a going concern or the company's assets are sold piecemeal. If the business continues operating, 100% of the hotel value is preserved. If the assets are sold piecemeal, the maximum amount that can be recovered is 70% of the value of the hotel.

Recovery rate

The recovery rate is recorded as cents on the dollar recovered by secured creditors through judicial reorganization, liquidation or debt enforcement (foreclosure or receivership) proceedings (figure 8.21). The calculation takes into account the outcome: whether the business emerges from the proceedings as a going concern or the assets are sold piecemeal. Then the costs of the proceedings are deducted (1 cent for each percentage point of the value of the debtor's estate). Finally, the value lost as a result of the time the money remains tied up in insolvency proceedings is taken into account, including the loss of value due to depreciation of the hotel furniture. Consistent with international accounting practice, the annual depreciation rate

TABLE 8.17 What do the indicators on debt recovery in insolvency measure?

Time required to recover debt (years)
Measured in calendar years
Appeals and requests for extension are included
Cost required to recover debt (% of debtor's estate)
Measured as percentage of estate value
Court fees
Fees of insolvency administrators
Lawyers' fees
Assessors' and auctioneers' fees
Other related fees
Outcome
Whether the business continues operating as a going concern or whether its assets are sold piecemeal
Recovery rate for secured creditors (cents on the dollar)
Measures the cents on the dollar recovered by secured creditors
Present value of debt recovered
Official costs of the insolvency proceedings are deducted
Depreciation of furniture is taken into account
Outcome for the business (survival or not) affects the maximum value that can be recovered

for furniture is taken to be 20%. The furniture is assumed to account for a quarter of the total value of assets. The recovery rate is the present value of the remaining proceeds, based on end-2017 lending rates from the International Monetary Fund's *International Financial Statistics*, supplemented with data from central banks and the Economist Intelligence Unit.

If an economy had zero completed cases a year over the past five years involving a judicial reorganization, judicial liquidation or debt enforcement procedure (foreclosure or receivership), the economy receives a "no practice" mark on the time, cost and outcome indicators. This means that creditors are unlikely to recover their money through a formal legal process. The recovery rate for "no practice" economies is zero. In addition, a "no practice" economy receives a score of 0 on the strength

FIGURE 8.21 Recovery rate is a function of the time, cost and outcome of insolvency proceedings against a local company



of insolvency framework index even if its legal framework includes provisions related to insolvency proceedings (liquidation or reorganization).

STRENGTH OF INSOLVENCY FRAMEWORK

The strength of insolvency framework index is based on four other indices: commencement of proceedings index, management of debtor's assets index, reorganization proceedings index and creditor participation index (figure 8.22; table 8.18).

Commencement of proceedings index

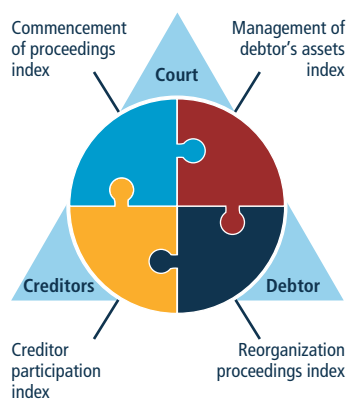
The commencement of proceedings index has three components:

- Whether debtors can initiate both liquidation and reorganization proceedings. A score of 1 is

assigned if debtors can initiate both types of proceedings; 0.5 if they can initiate only one of these types (either liquidation or reorganization); 0 if they cannot initiate insolvency proceedings.

- Whether creditors can initiate both liquidation and reorganization proceedings. A score of 1 is assigned if creditors can initiate both types of proceedings; 0.5 if they can initiate only one of these types (either liquidation or reorganization); 0 if they cannot initiate insolvency proceedings.
- What standard is used for commencement of insolvency proceedings. A score of 1 is assigned if a liquidity test (the debtor is generally unable to pay its debts as they mature) is used; 0.5 if the balance sheet test (the liabilities of the debtor exceed its assets) is used; 1 if both the liquidity and balance sheet tests are available but only one is required to initiate insolvency proceedings; 0.5 if both tests are required; 0 if a different test is used.

FIGURE 8.22 Strength of insolvency framework index measures the quality of insolvency laws that govern relations between debtors, creditors and the court



The index ranges from 0 to 3, with higher values indicating greater access to insolvency proceedings. In Bulgaria, for example, debtors can initiate both liquidation and reorganization proceedings (a score of 1), but creditors can initiate only liquidation proceedings (a score of 0.5). Either the liquidity test or the balance sheet test can be used to commence insolvency proceedings (a score of 1). Adding these numbers gives Bulgaria a score of 2.5 on the commencement of proceedings index.

Management of debtor's assets index

The management of debtor's assets index has six components:

- Whether the debtor (or an insolvency representative on its behalf) can continue performing contracts essential to the debtor's survival. A score of 1 is assigned if yes; 0 if continuation of contracts is not possible or if the law contains no provisions on this subject.
- Whether the debtor (or an insolvency representative on its behalf) can reject overly burdensome contracts. A score of 1 is assigned if yes; 0 if rejection of contracts is not possible or if the law contains no provisions on this subject.
- Whether transactions entered into before commencement of insolvency proceedings that give preference to one or several creditors can be avoided after proceedings are initiated. A score of 1 is assigned if yes; 0 if avoidance of such transactions is not possible or if the law contains no provisions on this subject.
- Whether undervalued transactions entered into before commencement of insolvency proceedings can be avoided after proceedings are initiated. A score of 1 is assigned if yes; 0 if avoidance of such transactions is not possible or if the law contains no provisions on this subject.
- Whether the insolvency framework includes specific provisions that allow the debtor (or an insolvency representative on its behalf), after commencement of insolvency proceedings, to obtain financing necessary to function during the proceedings. A score of 1 is assigned if yes; 0 if obtaining post-commencement finance is not possible or if the law contains no provisions on this subject.
- Whether post-commencement finance receives priority over ordinary unsecured creditors during distribution of assets. A score of 1 is assigned if yes; 0.5 if post-commencement finance is granted superpriority over all creditors, secured and unsecured; 0 if no priority

TABLE 8.18 What do the indicators on the strength of the insolvency framework measure?

Commencement of proceedings index (0–3)

Availability of liquidation and reorganization to debtors and creditors (0–2)

Standards for commencement of insolvency proceedings (0–1)

Management of debtor's assets index (0–6)

Continuation and rejection of contracts during insolvency (0–2)

Avoidance of preferential and undervalued transactions (0–2)

Post-commencement finance (0–2)

Reorganization proceedings index (0–3)

Approval and content of reorganization plan (0–3)

Creditor participation index (0–4)

Creditors' participation in and rights during liquidation and reorganization proceedings (0–4)

Strength of insolvency framework index (0–16)

Sum of the commencement of proceedings, management of debtor's assets, reorganization proceedings and creditor participation indices

is granted to post-commencement finance or if the law contains no provisions on this subject.

The index ranges from 0 to 6, with higher values indicating more advantageous treatment of the debtor's assets from the perspective of the company's stakeholders. In Mozambique, for example, debtors can continue essential contracts (a score of 1) and reject burdensome ones (a score of 1) during insolvency proceedings. The insolvency framework allows avoidance of preferential transactions (a score of 1) and undervalued ones (a score of 1). But the insolvency framework contains no provisions allowing post-commencement finance (a score of 0) or granting priority to such finance (a score of 0). Adding these numbers gives Mozambique a score of 4 on the management of debtor's assets index.

Reorganization proceedings index

The reorganization proceedings index has three components:

- Whether the reorganization plan is voted on only by the creditors whose

rights are modified or affected by the plan. A score of 1 is assigned if yes; 0.5 if all creditors vote on the plan, regardless of its impact on their interests; 0 if creditors do not vote on the plan or if reorganization is not available.

- Whether creditors entitled to vote on the plan are divided into classes, each class votes separately and the creditors within each class are treated equally. A score of 1 is assigned if the voting procedure has these three features; 0 if the voting procedure does not have these three features or if reorganization is not available.
- Whether the insolvency framework requires that dissenting creditors receive as much under the reorganization plan as they would have received in liquidation. A score of 1 is assigned if yes; 0 if no such provisions exist or if reorganization is not available.

The index ranges from 0 to 3, with higher values indicating greater compliance with internationally accepted practices. Nicaragua, for example, has no judicial reorganization proceedings and therefore receives a score of 0 on the reorganization proceedings index. In Estonia, another example, only creditors whose rights are affected by the reorganization plan are allowed to vote (a score of 1). The reorganization plan divides creditors into classes, each class votes separately and creditors within the same class are treated equally (a score of 1). But there are no provisions requiring that the return to dissenting creditors be equal to what they would have received in liquidation (a score of 0). Adding these numbers gives Estonia a score of 2 on the reorganization proceedings index.

Creditor participation index

The creditor participation index has four components:

- Whether creditors appoint the insolvency representative or approve, ratify or reject the appointment of the insolvency representative. A score of 1 is assigned if yes; 0 if no.

- Whether creditors are required to approve the sale of substantial assets of the debtor in the course of insolvency proceedings. A score of 1 is assigned if yes; 0 if no.
- Whether an individual creditor has the right to access financial information about the debtor during insolvency proceedings. A score of 1 is assigned if yes; 0 if no.
- Whether an individual creditor can object to a decision of the court or of the insolvency representative to approve or reject claims against the debtor brought by the creditor itself and by other creditors. A score of 1 is assigned if yes; 0 if no.

The index ranges from 0 to 4, with higher values indicating greater participation of creditors. In Iceland, for example, the court appoints the insolvency representative, without creditors' approval (a score of 0). The insolvency representative decides unilaterally on the sale of the debtor's assets (a score of 0). Any creditor can inspect the records kept by the insolvency representative (a score of 1). And any creditor is allowed to challenge a decision of the insolvency representative to approve all claims if this decision affects the creditor's rights (a score of 1). Adding these numbers gives Iceland a score of 2 on the creditor participation index.

Strength of insolvency framework index

The strength of insolvency framework index is the sum of the scores on the commencement of proceedings index, management of debtor's assets index, reorganization proceedings index and creditor participation index. The index ranges from 0 to 16, with higher values indicating insolvency legislation that is better designed for rehabilitating viable firms and liquidating nonviable ones.

REFORMS

The resolving insolvency indicator set tracks changes related to the efficiency and quality of insolvency framework

every year. Depending on the impact on the data, certain changes are classified as reforms and listed in the summaries of *Doing Business* reforms in 2017/18 section of the report in order to acknowledge the implementation of significant changes. Reforms are divided into two types: those that make it easier to do business and those changes that make it more difficult to do business. The resolving insolvency indicator set uses three criteria to recognize a reform.

First, all changes to laws and regulations that have any impact on the economy's score on the strength of insolvency framework index are classified as reforms. Examples of reforms impacting the strength of insolvency framework index include changes in the commencement standard for insolvency proceedings, the introduction of reorganization procedures for the first time and measures to regulate post-commencement credit and its priority. Changes affecting the strength of insolvency framework index can be different in magnitude and scope and still be considered a reform. For example, implementing a post-commencement credit provision and designating it with certain priorities represents a reform with a potential 2-point increase in the index, while changing the commencement standard from the balance sheet test to the liquidity test represents a reform with a 0.5-point increase in the index.

Second, changes that have an impact on the time, cost or outcome of insolvency proceedings may also be classified as reforms depending on the magnitude of the changes. According to the resolving insolvency methodology any update in legislation leading to a change of 2% or more on the score gap, except when the change is the result of automatic official fee indexation to a price or wage index (for more details, see the chapter on the ease of doing business score and ease of doing business ranking) of the recovery rate indicator is classified as a reform. Changes with lower impact are not classified as reforms but their

impact is still reflected on the most updated indicators.

Third, occasionally the resolving insolvency indicator set will acknowledge legislative changes with no current impact on the data as reforms. This option is typically reserved to legislative changes of exceptional magnitude such as sizeable revisions of corporate insolvency laws.

This methodology was developed by Djankov, Hart and others (2008) and is adopted here with several changes. The strength of insolvency framework index was introduced in Doing Business 2015. The good practices tested in this index were developed on the basis of the World Bank's Principles for Effective Insolvency and Creditor/Debtor Regimes (World Bank 2011) and the United Nations Commission on International Trade Law's Legislative Guide on Insolvency Law (UNCITRAL 2004).

LABOR MARKET REGULATION

Doing Business studies the flexibility of regulation of employment, specifically as it relates to the areas of hiring, working hours and redundancy. *Doing Business* also measures several aspects of job

quality such as the availability of maternity leave, paid sick leave and the equal treatment of men and women at the workplace (figure 8.23).

The report does not present rankings of economies on these indicators or include this indicator set in the aggregate score or ranking on the ease of doing business.

Doing Business 2019 presents detailed data for the labor market regulation indicators on the *Doing Business* website (<http://www.doingbusiness.org>). The data on labor market regulation are based on a detailed questionnaire on employment regulations that is completed by local lawyers and public officials. Employment laws and regulations as well as secondary sources are reviewed to ensure accuracy.

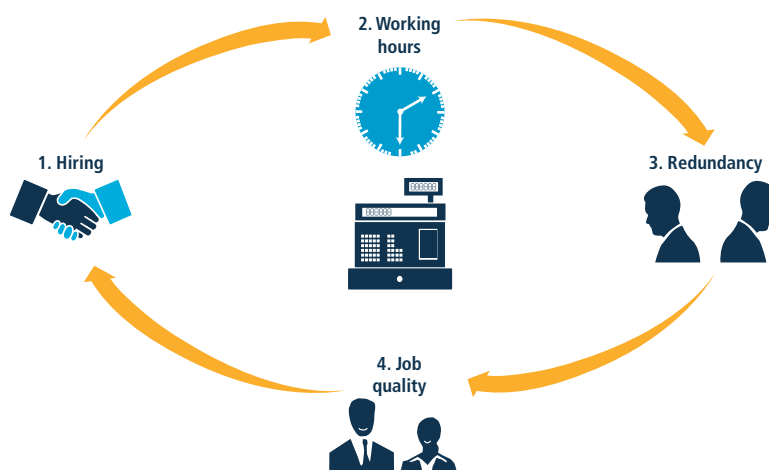
To make the data comparable across economies, several assumptions about the worker and the business are used.

Assumptions about the worker

The worker:

- Is a cashier in a supermarket or grocery store, age 19, with one year of work experience.⁹
- Is a full-time employee.
- Is not a member of the labor union, unless membership is mandatory.

FIGURE 8.23 What do the labor market regulation indicators cover?



Assumptions about the business

The business:

- Is a limited liability company (or the equivalent in the economy).
- Operates a supermarket or grocery store in the economy's largest business city. For 11 economies the data are also collected for the second largest business city (table 8A.1).
- Has 60 employees.
- Is subject to collective bargaining agreements if such agreements cover more than 50% of the food retail sector and apply even to firms that are not party to them.
- Abides by every law and regulation but does not grant workers more benefits than those mandated by law, regulation or (if applicable) collective bargaining agreements.

Employment

Data on employment cover three areas: hiring, working hours and redundancy (table 8.19).

Data on hiring cover five questions: (i) whether fixed-term contracts are prohibited for permanent tasks; (ii) the maximum cumulative duration of fixed-term contracts; (iii) the length of the maximum probationary period (in months) for permanent employees; (iv) the minimum wage for a cashier, age 19, with one year of work experience; and (v) the ratio of the minimum wage to the average value added per worker.¹⁰

Data on working hours cover nine questions: (i) the maximum number of working days allowed per week; (ii) the premium for night work (as a percentage of hourly pay); (iii) the premium for work on a weekly rest day (as a percentage of hourly pay); (iv) the premium for overtime work (as a percentage of hourly pay); (v) whether there are restrictions on night work; (vi) whether nonpregnant and non-nursing women can work the same night hours as men; (vii) whether there are restrictions on work on a weekly rest day; (viii) whether there are restrictions on overtime work; and (ix) the

TABLE 8.19 What do the labor market regulation indicators measure?

Employment
Hiring
Whether fixed-term contracts are prohibited for permanent tasks
Maximum duration of fixed-term contracts (in months), including renewals
Maximum length of probationary period (in months) for permanent employees
Minimum wage for a cashier, age 19, with one year of work experience (US\$/month)
Ratio of minimum wage to value added per worker
Working hours
Maximum number of working days per week
Premium for night work, work on weekly rest day and overtime work (% of hourly pay)
Whether there are restrictions on night work, weekly holiday work and overtime work
Whether nonpregnant and nonnursing women can work the same night hours as men
Paid annual vacation days for workers with 1 year of tenure, 5 years of tenure and 10 years of tenure
Redundancy
Whether redundancy is allowed as grounds for termination
Whether third-party notification is required for termination of a redundant worker or group of workers
Whether third-party approval is required for termination of a redundant worker or group of workers
Whether employer is obligated to reassign or retrain workers prior to making them redundant and to follow priority rules for redundancy and reemployment
Redundancy cost (weeks of salary)
Notice requirements and severance payments due when terminating a redundant worker, expressed in weeks of salary
Job quality
Whether the law mandates equal remuneration for work of equal value
Whether the law mandates nondiscrimination based on gender in hiring
Whether the law mandates paid or unpaid maternity leave
Minimum length of paid maternity leave (calendar days)
Whether employees on maternity leave receive 100% of wages
Availability of five fully paid days of sick leave a year
Whether unemployment protection is available after one year of employment
Minimum duration of contribution period (in months) required for unemployment protection

average paid annual leave for workers with one year of tenure, five years of tenure and 10 years of tenure.

Data on redundancy cover eight questions: (i) whether redundancy is allowed as a basis for terminating workers; (ii) whether the employer needs to notify a third party (such as a government agency) to terminate one redundant worker; (iii) whether the employer needs to notify a third party to terminate a group of nine redundant workers; (iv) whether the employer needs approval from a third party to terminate one redundant worker;

(v) whether the employer needs approval from a third party to terminate a group of nine redundant workers; (vi) whether the law requires the employer to reassign or retrain a worker before making the worker redundant; (vii) whether priority rules apply for redundancies; and (viii) whether priority rules apply for reemployment.

Redundancy cost

Redundancy cost measures the cost of advance notice requirements and severance payments due when terminating a redundant worker, expressed in weeks

of salary. The average value of notice requirements and severance payments applicable to a worker with one year of tenure, a worker with five years and a worker with 10 years is considered. One month is recorded as 4 and 1/3 weeks.

Job quality

Doing Business introduced new data on job quality in 2015. *Doing Business 2019* covers the following eight questions on job quality: (i) whether the law mandates equal remuneration for work of equal value; (ii) whether the law mandates nondiscrimination based on gender in hiring; (iii) whether the law mandates paid or unpaid maternity leave;¹¹ (iv) the minimum length of paid maternity leave (in calendar days);¹² (v) whether employees on maternity leave receive 100% of wages;¹³ (vi) the availability of five fully paid days of sick leave a year; (vii) whether a worker is eligible for an unemployment protection scheme after one year of service; and (viii) the minimum duration of the contribution period (in months) required for unemployment protection.

REFORMS

The labor market regulation indicator set tracks changes in labor rules every year. Depending on the impact on the data, certain changes are classified as reforms and listed in the summaries of *Doing Business* reforms in 2017/18 section of the report in order to acknowledge the implementation of significant changes. Examples include a change in the maximum duration of fixed-term contracts, regulation of weekly holiday work, redundancy rules, notice requirements and severance payments for redundant workers, introduction of unemployment insurance and laws that mandate gender nondiscrimination in hiring and equal remuneration for work of equal value in line with International Labor Organization (ILO) standards. The introduction of a minimum wage in the private sector is recognized as a major reform and acknowledged in the reform

summary. Changes in minimum wages are reflected in the *Doing Business* data but not acknowledged in the reform summary. The introduction of maternity leave or an increase in the duration of maternity leave would be acknowledged in the reform summary. Occasionally the labor market regulation indicator set will acknowledge legislative changes in areas not directly measured by the indicators. This option is reserved for legislative changes of exceptional magnitude, such as the introduction of a new labor code.

The data details on labor market regulation can be found for each economy at <http://www.doingbusiness.org>. The Doing Business website also provides historical data sets. The methodology was developed by Botero and others (2004). Doing Business 2019 does not present rankings of economies on the labor market regulation indicators.

NOTES

1. These are Bangladesh, Brazil, China, India, Indonesia, Japan, Mexico, Nigeria, Pakistan, Russia and the United States.
2. This correction rate reflects changes that exceed 5% up or down.
3. This matter is usually regulated by stock exchange or securities laws. Points are awarded only to economies with more than 10 listed firms in their most important stock exchange.
4. When evaluating the regime of liability for company directors for a prejudicial related-party transaction, *Doing Business* assumes that the transaction was duly disclosed and approved. *Doing Business* does not measure director liability in the event of fraud.
5. PwC refers to the network of member firms of PricewaterhouseCoopers International Limited (PwCIL) or, as the context requires, individual member firms of the PwC network. Each member firm is a separate legal entity and does not act as agent of PwCIL or any other member firm. PwCIL does not provide any services to clients. PwCIL is not responsible or liable for the acts or omissions of any of its member firms nor can it control the exercise of their professional judgment or bind them in any way. No member firm is responsible or liable for the acts or omissions of any other member firm nor can it control the exercise of another member firm's professional judgment or bind another member firm or PwCIL in any way.
6. The nonlinear score for the total tax and contribution rate is equal to the score for

the total tax and contribution rate to the power of 0.8.

7. The economies for which a multiple of three times income per capita has been used are Honduras; Mozambique; West Bank and Gaza; and Zimbabwe. Those for which a multiple of two times income per capita has been used are Belize; Benin; Bosnia and Herzegovina; Burkina Faso; the Central African Republic; Chad; Fiji; Guatemala; Haiti; Kenya; Lesotho; Madagascar; the Federated States of Micronesia; Morocco; Nepal; Nicaragua; Niger; Nigeria; the Philippines; the Solomon Islands; South Africa; South Sudan; Tanzania; Togo; Vanuatu; and Zambia.
8. To identify the trading partners and export product for each economy, *Doing Business* collected data on trade flows for the most recent four-year period from international databases such as the United Nations Commodity Trade Statistics Database (UN Comtrade). For economies for which trade flow data were not available, data from ancillary government sources (various ministries and departments) and World Bank Group country offices were used to identify the export product and natural trading partners.
9. The case study assumption that the worker is 19 years old with one year of work experience is considered only for the calculation of the minimum wage. For all other questions where the tenure of the worker is relevant, *Doing Business* collects data for workers with one, five and 10 years of tenure.
10. The average value added per worker is the ratio of an economy's income per capita to the working-age population as a percentage of the total population.
11. If no maternity leave is mandated by law, parental leave is measured if applicable.
12. The minimum number of days that legally have to be paid by the government, the employer or both. If no maternity leave is mandated by law, parental leave is measured if applicable.
13. If no maternity leave is mandated by law, parental leave is measured if applicable.

TABLE 8A.1 Cities covered in each economy by the *Doing Business* report

Economy	City or cities	Economy	City or cities	Economy	City or cities	Economy	City or cities	Economy	City or cities
Afghanistan	Kabul	Congo, Rep.	Brazzaville	Indonesia	Jakarta, Surabaya	Montenegro	Podgorica	Solomon Islands	Honiara
Albania	Tirana	Costa Rica	San José	Iran, Islamic Rep.	Tehran	Morocco	Casablanca	Somalia	Mogadishu
Algeria	Algiers	Côte d'Ivoire	Abidjan	Iraq	Baghdad	Mozambique	Maputo	South Africa	Johannesburg
Angola	Luanda	Croatia	Zagreb	Ireland	Dublin	Myanmar	Yangon	South Sudan	Juba
Antigua and Barbuda	St. John's	Cyprus	Nicosia	Israel	Tel Aviv	Namibia	Windhoek	Spain	Madrid
Argentina	Buenos Aires	Czech Republic	Prague	Italy	Rome	Nepal	Kathmandu	Sri Lanka	Colombo
Armenia	Yerevan	Denmark	Copenhagen	Jamaica	Kingston	Netherlands	Amsterdam	St. Kitts and Nevis	Basseterre
Australia	Sydney	Djibouti	Djibouti Ville	Japan	Tokyo, Osaka	New Zealand	Auckland	St. Lucia	Castries
Austria	Vienna	Dominica	Roseau	Jordan	Amman	Nicaragua	Managua	St. Vincent and the Grenadines	Kingstown
Azerbaijan	Baku	Dominican Republic	Santo Domingo	Kazakhstan	Almaty	Niger	Niamey	Sudan	Khartoum
Bahamas, The	Nassau	Ecuador	Quito	Kenya	Nairobi	Nigeria	Lagos, Kano	Suriname	Paramaribo
Bahrain	Manama	Egypt, Arab Rep.	Cairo	Kiribati	Tarawa	Norway	Oslo	Sweden	Stockholm
Bangladesh	Dhaka, Chittagong	El Salvador	San Salvador	Korea, Rep.	Seoul	Oman	Muscat	Switzerland	Zurich
Barbados	Bridgetown	Equatorial Guinea	Malabo	Kosovo	Pristina	Pakistan	Karachi, Lahore	Syrian Arab Republic	Damascus
Belarus	Minsk	Eritrea	Asmara	Kuwait	Kuwait City	Palau	Koror	Taiwan, China	Taipei
Belgium	Brussels	Estonia	Tallinn	Kyrgyz Republic	Bishkek	Panama	Panama City	Tajikistan	Dushanbe
Belize	Belize City	Eswatini	Mbabane	Lao PDR	Vientiane	Papua New Guinea	Port Moresby	Tanzania	Dar es Salaam
Benin	Cotonou	Ethiopia	Addis Ababa	Latvia	Riga	Paraguay	Asunción	Thailand	Bangkok
Bhutan	Thimphu	Fiji	Suva	Lebanon	Beirut	Peru	Lima	Timor-Leste	Dili
Bolivia	La Paz	Finland	Helsinki	Lesotho	Maseru	Philippines	Quezon City	Togo	Lomé
Bosnia and Herzegovina	Sarajevo	France	Paris	Liberia	Monrovia	Poland	Warsaw	Tonga	Nuku'alofa
Botswana	Gaborone	Gabon	Libreville	Libya	Tripoli	Portugal	Lisbon	Trinidad and Tobago	Port of Spain
Brazil	São Paulo, Rio de Janeiro	Gambia, The	Banjul	Lithuania	Vilnius	Puerto Rico (U.S.)	San Juan	Tunisia	Tunis
Brunei Darussalam	Bandar Seri Begawan	Georgia	Tbilisi	Luxembourg	Luxembourg	Qatar	Doha	Turkey	Istanbul
Bulgaria	Sofia	Germany	Berlin	Macedonia, FYR	Skopje	Romania	Bucharest	Uganda	Kampala
Burkina Faso	Ouagadougou	Ghana	Accra	Madagascar	Antananarivo	Russian Federation	Moscow, St. Petersburg	Ukraine	Kiev
Burundi	Bujumbura	Greece	Athens	Malawi	Blantyre	Rwanda	Kigali	United Arab Emirates	Dubai
Cabo Verde	Praia	Grenada	St. George's	Malaysia	Kuala Lumpur	Samoa	Apia	United Kingdom	London
Cambodia	Phnom Penh	Guatemala	Guatemala City	Maldives	Malé	San Marino	San Marino	United States	New York City, Los Angeles
Cameroon	Douala	Guinea	Conakry	Mali	Bamako	São Tomé and Príncipe	São Tomé	Uruguay	Montevideo
Canada	Toronto	Guinea-Bissau	Bissau	Malta	Valletta	Saudi Arabia	Riyadh	Uzbekistan	Tashkent
Central African Republic	Bangui	Guyana	Georgetown	Marshall Islands	Majuro	Senegal	Dakar	Vanuatu	Port-Vila
Chad	N'Djamena	Haiti	Port-au-Prince	Mauritania	Nouakchott	Serbia	Belgrade	Venezuela, RB	Caracas
Chile	Santiago	Honduras	Tegucigalpa	Mauritius	Port Louis	Seychelles	Victoria	Vietnam	Ho Chi Minh City
China	Shanghai, Beijing	Hong Kong SAR, China	Hong Kong SAR	Mexico	Mexico City, Monterrey	Sierra Leone	Freetown	West Bank and Gaza	Ramallah
Colombia	Bogotá	Hungary	Budapest	Micronesia, Fed. Sts.	Island of Pohnpei	Singapore	Singapore	Yemen, Rep.	Sana'a
Comoros	Moroni	Iceland	Reykjavik	Moldova	Chişinău	Slovak Republic	Bratislava	Zambia	Lusaka
Congo, Dem. Rep.	Kinshasa	India	Mumbai, Delhi	Mongolia	Ulaanbaatar	Slovenia	Ljubljana	Zimbabwe	Harare



Ease of Doing Business Score and Ease of Doing Business Ranking

The *Doing Business* report presents results for two aggregate measures: the ease of doing business score (formerly called the distance to frontier score) and the ease of doing business ranking, which is based on the ease of doing business score. The ease of doing business ranking compares economies with one another; the ease of doing business score benchmarks economies with respect to regulatory best practice, showing the absolute distance to the best regulatory performance on each *Doing Business* indicator. When compared across years, the ease of doing business score shows how much the regulatory environment for local entrepreneurs in an economy has changed over time in absolute terms, while the ease of doing business ranking can show only how much the regulatory environment has changed relative to that in other economies.

EASE OF DOING BUSINESS SCORE

The ease of doing business score captures the gap between an economy's performance and a measure of best practice across the entire sample of 41 indicators for 10 *Doing Business* topics (the labor market regulation indicators are excluded). For starting a business, for example, New Zealand and Georgia have the lowest number of procedures required (1). New Zealand also holds the shortest time to start a business (0.5 days), while Slovenia has the lowest cost (0.0). Australia, Colombia and 115 other economies have no paid-in minimum capital requirement (table 9.1).

Calculation of the ease of doing business score

Calculating the ease of doing business score for each economy involves two main steps. In the first step individual

component indicators are normalized to a common unit where each of the 41 component indicators y (except for the total tax and contribution rate) is rescaled using the linear transformation $(\text{worst} - y)/(\text{worst} - \text{best})$. In this formulation the highest score represents the best regulatory performance on the indicator across all economies since 2005 or the third year in which data for the indicator were collected. Both the best regulatory performance and the worst regulatory performance are established every five years based on the *Doing Business* data for the year in which they are established and remain at that level for the five years regardless of any changes in data in interim years. Thus an economy may establish the best regulatory performance for an indicator even though it may not have the highest score in a subsequent year. Conversely, an economy may score higher than the best regulatory performance if the



TABLE 9.1 Which economies set the best regulatory performance?

Topic and indicator	Economy establishing best regulatory performance	Best regulatory performance	Worst regulatory performance
Starting a business			
Procedures (number)	Georgia; New Zealand	1	18 ^a
Time (days)	New Zealand	0.5	100 ^b
Cost (% of income per capita)	Slovenia	0.0	200.0 ^b
Minimum capital (% of income per capita)	Australia; Colombia ^c	0.0	400.0 ^b
Dealing with construction permits			
Procedures (number)	No economy was a best performer as of May 1, 2018.	5	30 ^a
Time (days)	No economy was a best performer as of May 1, 2018.	26	373 ^b
Cost (% of warehouse value)	No economy was a best performer as of May 1, 2018.	0.0	20.0 ^b
Building quality control index (0–15)	Luxembourg; New Zealand; United Arab Emirates	15	0 ^d
Getting electricity			
Procedures (number)	Germany; Republic of Korea; United Kingdom ^e	3	9 ^a
Time (days)	Republic of Korea; St. Kitts and Nevis; United Arab Emirates	18	248 ^b
Cost (% of income per capita)	China; Japan; United Arab Emirates	0.0	8,100.0 ^b
Reliability of supply and transparency of tariffs index (0–8)	Belgium; Ireland; Malaysia ^f	8	0 ^d
Registering property			
Procedures (number)	Georgia; Norway; Portugal; Sweden	1	13 ^a
Time (days)	Georgia; New Zealand	1	210 ^b
Cost (% of property value)	Saudi Arabia	0.0	15.0 ^b
Quality of land administration index (0–30)	No economy has reached the best performance yet.	30	0 ^d
Getting credit			
Strength of legal rights index (0–12)	Montenegro; Puerto Rico (U.S.) ^g	12	0 ^d
Depth of credit information index (0–8)	Ecuador; United Kingdom ^h	8	0 ^d
Protecting minority investors			
Extent of disclosure index (0–10)	China; Malaysia ⁱ	10	0 ^d
Extent of director liability index (0–10)	Cambodia; Kenya	10	0 ^d
Ease of shareholder suits index (0–10)	Djibouti	10	0 ^d
Extent of shareholder rights index (0–10)	India; Kazakhstan	10	0 ^d
Extent of ownership and control index (0–10)	No economy has reached the best performance yet.	10	0 ^d
Extent of corporate transparency index (0–10)	Azerbaijan; France; Lithuania; Norway; Saudi Arabia; Taiwan, China	10	0 ^d
Paying taxes			
Payments (number per year)	Hong Kong SAR, China; Saudi Arabia	3	63 ^b
Time (hours per year)	Singapore	49 ^j	696 ^b
Total tax and contribution rate (% of profit)	Canada; Singapore ^k	26.1 ^l	84.0 ^b
Postfiling index (0–100)	No economy with both CIT and VAT has reached the best performance yet.	100	0
Time to comply with VAT refund (hours)	Croatia; Netherlands ^m	0	50 ^b
Time to obtain VAT refund (weeks)	Austria; Estonia	3.2	55 ^b
Time to comply with corporate income tax correction (hours)	Lithuania; Portugal ⁿ	1.5	56 ^b
Time to complete a corporate income tax correction (weeks)	Sweden; United States ^o	No CIT audit	32 ^b

(continued)

TABLE 9.1 Which economies set the best regulatory performance? (continued)

Topic and indicator	Economy establishing best regulatory performance	Best regulatory performance	Worst regulatory performance
Trading across borders			
<i>Time to export</i>			
Documentary compliance (hours)	Canada; Poland; Spain ^a	1 ^a	170 ^b
Border compliance (hours)	Austria; Belgium; Hong Kong SAR, China ^c	1 ^a	160 ^b
<i>Cost to export</i>			
Documentary compliance (US\$)	Hungary; Luxembourg; Norway ^d	0	400 ^b
Border compliance (US\$)	France; Netherlands; Portugal ^e	0	1,060 ^b
<i>Time to import</i>			
Documentary compliance (hours)	Republic of Korea; Latvia; Malta ^f	1 ^a	240 ^b
Border compliance (hours)	Bulgaria; France; Germany ^g	1 ^a	280 ^b
<i>Cost to import</i>			
Documentary compliance (US\$)	Iceland; Latvia; United Kingdom ^h	0	700 ^b
Border compliance (US\$)	Armenia; Denmark; Estonia ⁱ	0	1,200 ^b
Enforcing contracts			
Time (days)	No economy was a best performer as of May 1, 2018.	120	1,340 ^b
Cost (% of claim)	No economy was a best performer as of May 1, 2018.	0.1	89.0 ^b
Quality of judicial processes index (0–18)	No economy has reached the best performance yet.	18	0 ^d
Resolving insolvency			
Recovery rate (cents on the dollar)	No economy was a best performer as of May 1, 2018.	92.9	0 ^d
Strength of insolvency framework index (0–16)	No economy has reached the best performance yet.	16	0 ^d

Source: *Doing Business* database.

a. Worst performance is defined as the 99th percentile among all economies in the *Doing Business* sample.

b. Worst performance is defined as the 95th percentile among all economies in the *Doing Business* sample.

c. Another 115 economies also have a paid-in minimum capital requirement of 0.0.

d. Worst performance is the worst value recorded.

e. In 23 other economies it takes no more than 3 procedures to get an electricity connection.

f. Another 24 economies score 8 out of 8 on the reliability of supply and transparency of tariffs index.

g. Three additional economies score 12 out of 12 on the strength of legal rights index.

h. Another 40 economies score 8 out of 8 on the depth of credit information index.

i. Another 11 economies score 10 out of 10 on the extent of disclosure index.

j. Defined as the lowest time recorded among all economies in the *Doing Business* sample that levy the three major taxes: profit tax, labor taxes and mandatory contributions, and VAT or sales tax.

k. Another 30 economies have a total tax and contribution rate equal to or lower than 26.1% of profit.

l. Defined as the highest total tax and contribution rate among the 15% of economies with the lowest total tax and contribution rate in the *Doing Business* sample for all years included in the analysis up to and including *Doing Business 2015*.

m. Another eight economies also have a compliance time for VAT refund of 0 hours.

n. Another 11 economies also have a compliance time for corporate income tax audit of no more than 1.5 hours.

o. Another 94 economies also do not impose a corporate income tax audit.

p. Another 23 economies also have a documentary compliance time to export of no more than 1 hour.

q. Defined as 1 hour even though in many economies the time is less.

r. Another 16 economies also have a border compliance time to export of no more than 1 hour.

s. Another 17 economies also have a documentary compliance cost to export of 0.0.

t. Another 16 economies also have a border compliance cost to export of 0.0.

u. Another 27 economies also have a documentary compliance time to import of no more than 1 hour.

v. Another 22 economies also have a border compliance time to import of no more than 1 hour.

w. Another 27 economies also have a documentary compliance cost to import of 0.0.

x. Another 25 economies also have a border compliance cost to import of 0.0.

economy reforms after the best regulatory performance is set. For example, the best regulatory performance for the time to get electricity is set at 18 days. In the Republic of Korea it now takes 13 days to get electricity while in the United Arab Emirates it takes just 10 days. Although the two economies have different times, both economies score 100 on the time to get electricity because they have exceeded the threshold of 18 days.

For scores such as those on the strength of legal rights index or the quality of land administration index, the best regulatory performance is set at the highest possible value (although no economy has yet reached that value in the case of the latter). For the total tax and contribution rate, consistent with the use of a threshold in calculating the rankings on this indicator, the best regulatory performance is defined as the total tax and contribution rate at the 15th percentile of the overall distribution for all years included in the analysis up to and including *Doing Business 2015*. For the time to pay taxes, the best regulatory performance is defined as the lowest time recorded among all economies that levy the three major taxes: profit tax, labor taxes and mandatory contributions, and value added tax (VAT) or sales tax. For the different times to trade across borders, the best regulatory performance is defined as 1 hour even though in many economies the time is less than that.

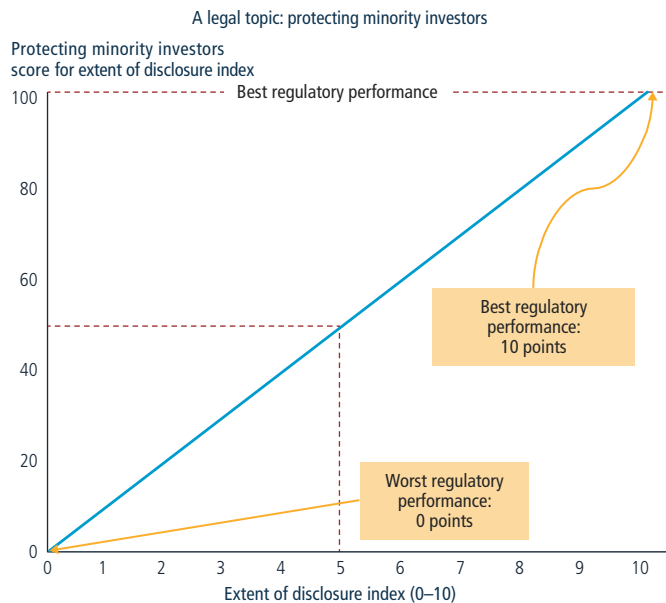
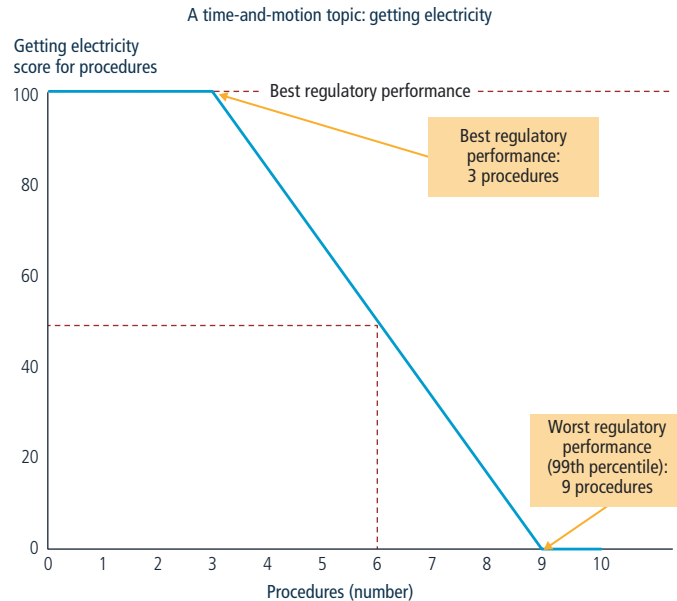
In the same formulation, to mitigate the effects of extreme outliers in the distributions of the rescaled data for most component indicators (very few economies need 700 days to complete the procedures to start a business, but many need 9 days), the worst performance is calculated after the removal of outliers. The definition of outliers is based on the distribution for each component indicator. To simplify the process two rules were defined: the 95th percentile is used for the indicators with the most dispersed distributions (including minimum capital,

number of payments to pay taxes, and the time and cost indicators), and the 99th percentile is used for number of procedures. No outlier is removed for component indicators bound by definition or construction, including legal index scores (such as the depth of credit information index, extent of disclosure index

and strength of insolvency framework index) and the recovery rate (figure 9.1).

In the second step for calculating the ease of doing business score, the scores obtained for individual indicators for each economy are aggregated through simple averaging into one score, first

FIGURE 9.1 How are scores calculated for indicators?



Source: *Doing Business* database.

for each topic and then across all 10 topics: starting a business, dealing with construction permits, getting electricity, registering property, getting credit, protecting minority investors, paying taxes, trading across borders, enforcing contracts and resolving insolvency. More complex aggregation methods—such as principal components and unobserved components—yield a ranking nearly identical to the simple average used by *Doing Business*.¹ Thus *Doing Business* uses the simplest method: weighting all topics equally and, within each topic, giving equal weight to each of the topic components.²

An economy's score is indicated on a scale from 0 to 100, where 0 represents the worst regulatory performance and 100 the best regulatory performance. All score calculations are based on a maximum of five decimals. However, topic ranking calculations and the ease of doing business ranking calculations are based on two decimals.

The difference between an economy's score in any previous year and its score in *Doing Business 2019* illustrates the extent to which the economy has closed the gap between its score and the best regulatory performance over time. In any given year the score measures how far an economy is from the best regulatory performance at that time.

Treatment of the total tax and contribution rate

The total tax and contribution rate component of the paying taxes topic enters the score calculation in a different way than any other indicator. The score obtained for the total tax and contribution rate is transformed in a nonlinear fashion before it enters the score for paying taxes. As a result of the nonlinear transformation, an increase in the total tax and contribution rate has a smaller impact on the score for the total tax and contribution rate—and therefore on the score for paying taxes—for economies with a below-average total

tax and contribution rate than it would have had before this approach was adopted in *Doing Business 2015* (line B is smaller than line A in figure 9.2). And for economies with an extreme total tax and contribution rate (a rate that is very high relative to the average), an increase has a greater impact on both these scores than it would have had before (line D is bigger than line C in figure 9.2).

The nonlinear transformation is not based on any economic theory of an “optimal tax rate” that minimizes distortions or maximizes efficiency in an economy's overall tax system. Instead, it is mainly empirical in nature. The nonlinear transformation along with the threshold reduces the bias in the indicator toward economies that do not need to levy significant taxes on companies like the *Doing Business* standardized case study company because they raise public revenue in other ways—for example, through taxes on foreign companies, through taxes on sectors other than manufacturing or from natural resources (all of which are outside the scope of the methodology). In addition, it

acknowledges the need of economies to collect taxes from firms.

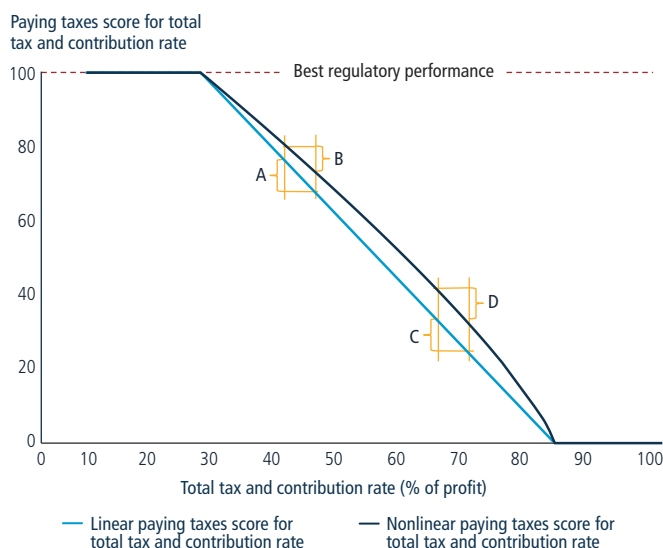
Calculation of scores for economies with two cities covered

For each of the 11 economies in which *Doing Business* collects data for the second largest business city as well as the largest one, the score is calculated as the population-weighted average of the scores for these two cities (table 9.2). This is done for the aggregate ease of doing business score, the scores for each topic and the scores for all the component indicators for each topic.

Variability of economies' scores across topics

Each *Doing Business* topic measures a different aspect of the business regulatory environment. The scores and associated rankings of an economy can vary, sometimes significantly, across topics. The average correlation coefficient between the 10 topics included in the aggregate ease of doing business score is 0.49, and the coefficients

FIGURE 9.2 How the nonlinear transformation affects the paying taxes score for the total tax and contribution rate



Source: *Doing Business* database.

Note: The nonlinear paying taxes score for the total tax and contribution rate is equal to the paying taxes score for the total tax and contribution rate to the power of 0.8.

TABLE 9.2 Weights used in calculating the scores for economies with two cities covered

Economy	City	Weight (%)
Bangladesh	Dhaka	78
	Chittagong	22
Brazil	São Paulo	61
	Rio de Janeiro	39
China	Shanghai	55
	Beijing	45
India	Mumbai	47
	Delhi	53
Indonesia	Jakarta	78
	Surabaya	22
Japan	Tokyo	65
	Osaka	35
Mexico	Mexico City	83
	Monterrey	17
Nigeria	Lagos	77
	Kano	23
Pakistan	Karachi	65
	Lahore	35
Russian Federation	Moscow	70
	St. Petersburg	30
United States	New York City	60
	Los Angeles	40

Source: United Nations, Department of Economic and Social Affairs, Population Division, World Urbanization Prospects, 2014 Revision, "File 12: Population of Urban Agglomerations with 300,000 Inhabitants or More in 2014, by Country, 1950–2030 (thousands)," <http://esa.un.org/unpd/wup/CD-ROM/Default.aspx>.

between 2 topics range from 0.34 (between getting credit and paying taxes) to 0.63 (between getting electricity and trading across borders; and also between dealing with construction permits and getting electricity). These correlations suggest that economies rarely score universally well or universally badly on *Doing Business* topics (table 9.3).

Consider the example of Portugal. Its aggregate ease of doing business score is 76.55. It scores 90.89 for starting a business and 100.00 for trading across borders, but only 60.00 for protecting minority investors and 45.00 for getting credit.

Figure 2.1 in the chapter About *Doing Business* illustrates the degree of variability for each economy's performance across the different areas of business regulation covered by *Doing Business*. The figure draws attention to economies with a particularly uneven performance by showing, for each economy, the distance between the average of its highest three scores and the average of its lowest three across the 10 topics included in this year's aggregate ease of doing business score. While a relatively small distance between these two averages suggests a broadly consistent approach across the areas of business regulation measured by *Doing Business*, a relatively large distance suggests a more uneven approach, with greater room for improvement in some areas than in others.

Variation in performance across topics is not at all unusual. It reflects differences in the degree of priority that government authorities give to particular areas of business regulation reform and in the ability of different government agencies to deliver tangible results in their area of responsibility.

Change in the score gap

Many topics use the magnitude of the change in their score gap to classify changes as reforms. The change in the score gap is defined as $(\text{score}^{\text{prior year}} - \text{score}^{\text{current year}}) / (100 - \text{score}^{\text{prior year}})$, where "score" is the aggregate score for the specific topic. For indicators using macroeconomic variables, such as the cost of starting a business as a percentage of income per capita, the macroeconomic data for the prior year are used to control for exogenous factors such as a change in income per capita. For example, in 2017/18 Algeria reduced the time to trade across borders, resulting in an improvement in Algeria's aggregate score for trading across borders from 27.74 to 38.43. This reduced the score gap for Algeria by $(27.74 - 38.43) / (100 - 27.74)$ or 14.79% on trading across borders in *Doing Business 2019*. For a complete discussion of the methodology

for classifying changes as reforms, see the data notes.

Economies improving the most across three or more *Doing Business* topics in 2017/18

Doing Business 2019 uses a simple method to calculate which economies improved the ease of doing business the most. First, it selects the economies that in 2017/18 implemented regulatory reforms making it easier to do business in three or more of the 10 topics included in this year's aggregate ease of doing business score.³ Forty-six economies meet this criterion: Afghanistan; Armenia; Azerbaijan; Brazil; Brunei Darussalam; Burundi; Chad; China; the Democratic Republic of Congo; Côte d'Ivoire; Djibouti; the Arab Republic of Egypt; Ethiopia; France; Gabon; Georgia; Guinea; India; Indonesia; Jordan; Kazakhstan; Kenya; Kosovo; the Kyrgyz Republic; Lithuania; Madagascar; Malaysia; Mauritania; Mauritius; Morocco; Niger; Nigeria; Pakistan; the Russian Federation; Rwanda; Saudi Arabia; Sri Lanka; Sudan; Thailand; Togo; Tunisia; Turkey; the United Arab Emirates; Uzbekistan; Vietnam; and Zimbabwe. Second, *Doing Business* sorts these economies on the increase in their ease of doing business score over the previous year and the scores for both years are calculated using the same macroeconomic data (such as income per capita and currency conversion rates) to remove the effect of changes in these variables.

Selecting the economies that implemented regulatory reforms in at least three topics and had the biggest improvements in their ease of doing business scores is intended to highlight economies with ongoing, broad-based reform programs. The improvement in the ease of doing business score is used to identify the top improvers because this allows a focus on the absolute improvement—in contrast with the relative improvement shown by a change in rankings—that economies have made in their regulatory environment for business.

TABLE 9.3 Correlations between economy scores for *Doing Business* topics

	Dealing with construction permits	Getting electricity	Registering property	Getting credit	Protecting minority investors	Paying taxes	Trading across borders	Enforcing contracts	Resolving insolvency
Starting a business	0.49	0.51	0.40	0.40	0.58	0.54	0.42	0.38	0.49
Dealing with construction permits		0.63	0.48	0.41	0.46	0.46	0.51	0.39	0.41
Getting electricity			0.50	0.45	0.52	0.57	0.63	0.51	0.56
Registering property				0.47	0.53	0.51	0.51	0.61	0.53
Getting credit					0.56	0.34	0.42	0.38	0.53
Protecting minority investors						0.48	0.42	0.47	0.61
Paying taxes							0.55	0.50	0.44
Trading across borders								0.50	0.55
Enforcing contracts									0.46

Source: *Doing Business* database.

EASE OF DOING BUSINESS RANKING

The ease of doing business ranking ranges from 1 to 190. The ranking of economies is determined by sorting the aggregate ease of doing business scores, rounded to two decimals.

NOTES

1. See Djankov and others 2005. Principal components and unobserved components methods yield a ranking nearly identical to that from the simple average method because both these methods assign roughly equal weights to the topics, since the pairwise correlations among topics do not differ much. An alternative to the simple average method is to give different weights to the topics, depending on which are considered of more or less importance in the context of a specific economy.
2. For getting credit, indicators are weighted proportionally, according to their contribution to the total score, with a weight of 60% assigned to the strength of legal rights index and 40% to the depth of credit information index. Indicators for all other topics are assigned equal weights.
3. Changes making it more difficult to do business are subtracted from the total number of those making it easier to do business.

Summaries of *Doing Business* Reforms in 2017/18

Doing Business reforms affecting all sets of indicators included in this year's report, implemented from June 2017 to May 2018.

- ✓ Reform making it easier to do business
- ✗ Change making it more difficult to do business

Afghanistan

✓ Starting a business

Afghanistan made starting a business less costly by reducing the fees for business incorporation.

✓ Getting credit

Afghanistan strengthened access to credit by enacting a new insolvency law. Secured creditors are now given absolute priority over other claims within insolvency proceedings.

✓ Protecting minority investors

Afghanistan strengthened minority investor protections by requiring greater disclosure of transactions with interested parties, easing shareholder suits by extending access to documents and evidence during trial, increasing shareholders' rights and role in major corporate decisions, clarifying ownership and control structures and requiring greater corporate transparency.

✓ Paying taxes

Afghanistan made paying taxes easier by adopting a new tax administration

and law manual with clear rules and guidelines on tax audit, and by automating the submission of tax returns.

✓ Resolving insolvency

Afghanistan made resolving insolvency easier by improving the continuation of the debtor's business during insolvency proceedings, introducing the reorganization procedure and granting creditors greater participation in the proceedings.

Albania

✓ Enforcing contracts

Albania made enforcing contracts easier by amending the code of civil procedure to establish a simplified procedure for small claims and introduce time standards for certain court events.

Algeria

✓ Getting electricity

Algeria made the process for getting an electricity connection easier by streamlining internal administrative processes and by granting new licenses to vendors selling pre-built substations.

✓ Trading across borders

Algeria made importing easier by implementing joint inspections between control agencies.



Reforms affecting the labor market regulation indicators are included here but do not affect the ranking on the ease of doing business nor the list of economies that improved the most in 2017/18.

Angola

✓ Getting electricity

Angola improved the monitoring and regulation of power outages by beginning to record data for the annual system average interruption duration index (SAIDI) and system average interruption frequency index (SAIFI) for all the outages lasting longer than three minutes (down from 15 minutes previously).

✓ Trading across borders

Angola made exporting and importing easier by implementing an automated customs data management system, ASYCUDA (Automated System for Customs Data) World, and by upgrading its port community system to allow for electronic information exchange between different parties involved in the import/export process.

Antigua and Barbuda

✓ Getting credit

Antigua and Barbuda improved access to credit information through the introduction of regulations that govern the licensing and functioning of credit bureaus in the member states of the Eastern Caribbean Currency Union (ECCU).

Argentina

✓ Starting a business

Argentina made starting a business easier by introducing an expedited process for limited liability companies that includes company incorporation, book legalization, tax and social security registration.

Armenia

✓ Starting a business

Armenia made starting a business easier by allowing voluntary value added tax registration at the time of business incorporation.

✓ Getting electricity

Armenia made getting electricity faster by imposing new deadlines for procedures to obtain a new electrical connection.

✓ Protecting minority investors

Armenia strengthened minority investor protections by increasing disclosure of related-party transactions, clarifying ownership and control structures and requiring greater corporate transparency.

✓ Paying taxes

Armenia made paying taxes easier by introducing administrative measures to ease compliance with corporate income tax, value added tax and labor tax rules.

✓ Enforcing contracts

Armenia made enforcing contracts easier by introducing a simplified procedure for small claims and time standards for key court events.

Azerbaijan

✓ Dealing with construction permits

Azerbaijan made dealing with construction permits easier by streamlining its construction permitting process. Construction permits are now issued only by the Baku City Executive Office's single window.

✓ Getting electricity

Azerbaijan improved the reliability of power supply by investing in grid infrastructure and establishing a national regulator to monitor power outages. Azerbaijan also made getting electricity faster and less costly by establishing a single window.

✓ Registering property

Azerbaijan made registering property easier by increasing the transparency of the land administration system.

✓ Getting credit

Azerbaijan strengthened access to credit by introducing a new secured transactions law and insolvency law, which implemented a functional secured transactions system, broadened the scope of assets that can be used as collateral and provided secured creditors with grounds for relief and time limits during an automatic stay. Azerbaijan also set up a unified, modern and notice-based collateral registry, and improved access to credit information by establishing a new credit bureau.

✓ Protecting minority investors

Azerbaijan strengthened minority investor protections by increasing shareholders' rights and role in major corporate decisions, clarifying ownership and control structures and requiring greater corporate transparency.

✓ Paying taxes

Azerbaijan made paying taxes easier by introducing electronic invoicing (e-invoicing) and a unified tax return for social security contributions and enhancing the online platform for filing corporate income tax.

✓ Trading across borders

Azerbaijan made trading across borders faster by streamlining electronic customs procedures and fully implementing the "green corridor" gating system.

✓ Resolving insolvency

Azerbaijan made resolving insolvency easier by providing for the avoidance of preferential transactions.

Labor market regulation

Azerbaijan changed regulations pertaining to the notice period for redundancy dismissals and severance payments.

Bahamas, The

✓ Getting credit

The Bahamas improved access to credit information through the introduction of regulations that govern the licensing, functioning and regulation of credit bureaus in the country.

✓ Paying taxes

The Bahamas made paying taxes easier by establishing an online system for filing and paying value added tax.

Bahrain

✓ Protecting minority investors

Bahrain strengthened minority investor protections by increasing shareholders' rights and role in major decisions, clarifying ownership and control structures and requiring greater corporate transparency.

✓ Trading across borders

Bahrain reduced the time needed to import by deploying portal scanners and upgrading the single window system.

Belarus

✓ Starting a business

Belarus made starting a business easier by abolishing the requirement to register the book of Registry of Inspections and allowing its purchase within six months of incorporation.

✓ Dealing with construction permits

Belarus made dealing with construction permits easier by streamlining the process at the one-stop shop.

Belgium

✓ Getting credit

Belgium strengthened access to credit by implementing a new Pledge Law which allowed security interest to automatically attach to the products, proceeds and replacements of the original asset, and out-of-court

enforcement of the security interest. Belgium also established a unified and modern collateral registry.

✓ Resolving insolvency

Belgium made resolving insolvency easier by streamlining the insolvency framework, expanding the scope of the law and introducing new preventive measures.

Benin

✓ Getting credit

Benin improved access to credit information by launching a new credit bureau.

✓ Enforcing contracts

Benin made enforcing contracts easier by adopting a law that regulates all aspects of mediation as an alternative dispute resolution mechanism.

Labor market regulation

Benin amended its regulations pertaining to fixed-term contracts.

Bhutan

✓ Paying taxes

Bhutan made paying taxes easier by introducing an online platform for filing corporate income tax and personal income tax returns.

Bolivia

✓ Starting a business

Bolivia made starting a business easier by eliminating the requirement for name reservation certificates, allowing online publication of the deeds and reducing publication and registration fees at the Ministry of Labor.

Botswana

✓ Dealing with construction permits

Botswana made dealing with construction permits easier by streamlining the inspection system through

allowing the use of in-house or third-party engineers.

Brazil

✓ Starting a business

Brazil made starting a business easier by launching online systems for company registration, licensing and employment notifications. This reform applies to both Rio de Janeiro and São Paulo.

✓ Getting electricity

Brazil (São Paulo) improved the reliability of electricity by modernizing its grid network and introducing new software programs allowing better outage management and distribution planning.

✗ Registering property

Brazil (Rio de Janeiro) made registering property more expensive by increasing the municipal property transfer tax.

✓ Getting credit

Brazil improved access to credit information by distributing at least two years of historical data. This reform applies to both Rio de Janeiro and São Paulo.

✓ Trading across borders

Brazil reduced the time required for import documentary compliance by introducing electronic certificates of origin. This reform applies to both Rio de Janeiro and São Paulo.

Labor market regulation

Brazil changed regulations pertaining to intermittent work, work scheduling, compensation, employee termination and union representation. This reform applies to both Rio de Janeiro and São Paulo.

Brunei Darussalam

✓ Starting a business

Brunei Darussalam made starting a business easier by merging the name

verification into the incorporation application, expediting incorporation applications and eliminating the practice of stamping share certificates.

✓ Getting electricity

Brunei Darussalam made getting electricity easier by reducing the number of procedures needed to obtain a new connection.

✓ Getting credit

Brunei Darussalam improved access to credit information by starting to provide consumer and commercial credit scores to banks and financial institutions.

Bulgaria

Labor market regulation

Bulgaria amended its legislation to extend the duration of the contribution period that is required before an employee can become eligible for unemployment protection.

Burkina Faso

✓ Enforcing contracts

Burkina Faso made enforcing contracts easier by adopting a law that regulates all aspects of mediation as an alternative dispute resolution mechanism.

Burundi

✓ Starting a business

Burundi made starting a business less expensive by reducing the cost of registering a business.

✓ Dealing with construction permits

Burundi increased the transparency of dealing with construction permits by publishing regulations related to construction online free of charge.

✓ Resolving insolvency

Burundi made resolving insolvency easier by streamlining the insolvency framework, expanding the scope of the

insolvency law and introducing new preventive measures.

Cambodia

✓ Dealing with construction permits

Cambodia made dealing with construction permits less costly by reducing the fees to obtain a building permit.

Cameroon

✓ Starting a business

Cameroon made starting a business easier by publishing notices of company incorporation online through the one-stop shop.

✓ Enforcing contracts

Cameroon made enforcing contracts easier by adopting a law that regulates all aspects of mediation as an alternative dispute resolution mechanism.

Canada

✓ Enforcing contracts

Canada made enforcing contracts easier by introducing an e-system that allows plaintiffs to file the initial complaint and pay court fees electronically.

Labor market regulation

Canada amended its legislation to increase paid annual leave after five and ten years of employment and introduced two days of paid sick leave.

Central African Republic

✓ Starting a business

The Central African Republic made starting a business easier by reducing the paid-in minimum capital requirement for business incorporation.

✓ Enforcing contracts

The Central African Republic made enforcing contracts easier by adopting a law that regulates all aspects of mediation as an alternative dispute resolution mechanism.

Chad

✓ Starting a business

Chad made starting a business easier by allowing registration of the articles of association at the one-stop shop.

✓ Registering property

Chad made property registration easier by halving the registration fee.

✓ Enforcing contracts

Chad made enforcing contracts easier by adopting a law that regulates all aspects of mediation as an alternative dispute resolution mechanism.

Chile

✓ Starting a business

Chile made starting a business easier by replacing the requirement to print and present sealed accounting books and invoices to the Internal Revenue Service with an electronic system.

✓ Enforcing contracts

Chile made enforcing contracts easier by introducing an e-system that allows plaintiffs to file the initial complaint electronically.

China

✓ Starting a business

China made starting a business easier by launching online company registrations and by simplifying social security registrations. This reform applies to both Beijing and Shanghai.

✓ Dealing with construction permits

China streamlined the process of obtaining the building permit, the certificate of completion and registering new buildings with the real estate registry. It also improved its building quality control by introducing stricter qualification requirements for professionals in the construction industry and improving public access to information. This reform applies to both Beijing and Shanghai.

✓ Getting electricity

China made getting electricity easier in Beijing and Shanghai by expanding network capacity so that all connections of power loads of 160kW or less are now made directly to the low voltage network, for which the connection process is carried out entirely by the utility free of charge. The time to obtain an electricity connection was also reduced thanks to the rollout of a new mobile application for customers.

✓ Registering property

China made registering property easier by streamlining administrative procedures and by increasing the reliability and transparency of its land administration system. This reform applies to both Beijing and Shanghai.

✓ Protecting minority investors

China strengthened minority investor protections by increasing shareholders' rights and role in major corporate decisions, clarifying ownership and control structures and requiring reimbursement of legal expenses incurred by shareholders. This reform applies to both Beijing and Shanghai.

✓ Paying taxes

China made paying taxes easier by abolishing the business tax, allowing for joint filing and payment of all stamp duties and by implementing several administrative reforms to lower the compliance time. These reforms apply to both Beijing and Shanghai. Beijing also made paying taxes less costly by reducing the housing fund rate paid by the employer.

✓ Trading across borders

China reduced the time and cost to export and import by implementing a single window, eliminating administrative charges, increasing transparency and encouraging competition. These reforms apply to both Beijing and Shanghai.

Comoros

✓ Enforcing contracts

The Comoros made enforcing contracts easier by adopting a law that regulates all aspects of mediation as an alternative dispute resolution mechanism.

Congo, Dem. Rep.

✓ Registering property

The Democratic Republic of Congo made property registration easier by reducing the fees for securing property titles.

✓ Trading across borders

The Democratic Republic of Congo reduced the time needed to export and import by implementing the national trade single window.

✓ Enforcing contracts

The Democratic Republic of Congo made enforcing contracts easier by adopting a law that regulates all aspects of mediation as an alternative dispute resolution mechanism.

Congo, Rep.

✓ Registering property

The Republic of Congo made property registration easier by reducing the property transfer fee.

✓ Enforcing contracts

The Republic of Congo made enforcing contracts easier by adopting a law that regulates all aspects of mediation as an alternative dispute resolution mechanism.

Costa Rica

x Starting a business

Costa Rica made starting a business more expensive by introducing a new legal entities tax.

Labor market regulation

Costa Rica changed regulations pertaining to the content of dismissal letters, non-discrimination, special protection for employees and limitations to strikes and implemented a new jurisdictional structure of the labor courts.

Côte d'Ivoire

✓ Starting a business

Côte d'Ivoire made starting a business easier by eliminating the requirement to notarize company deeds.

✓ Dealing with construction permits

Côte d'Ivoire strengthened construction quality control by appointing an independent architect in the commission tasked with reviewing building permit applications.

✓ Getting credit

Côte d'Ivoire improved access to credit information by expanding its credit bureau's borrower coverage and beginning to distribute data from utility companies.

✓ Paying taxes

Côte d'Ivoire made paying taxes easier by introducing an online platform for filing corporate income tax and value added tax returns.

✓ Enforcing contracts

Côte d'Ivoire made enforcing contracts easier by adopting a law that regulates all aspects of mediation as an alternative dispute resolution mechanism.

Croatia

✓ Registering property

Croatia made transferring property more efficient by digitizing its land registry.

Cyprus

✓ Protecting minority investors

Cyprus strengthened minority investor protections by increasing disclosure of related-party transactions and strengthening shareholders' rights and role in major corporate decisions.

✓ Paying taxes

Cyprus made paying taxes easier by abolishing the immovable property tax, discontinuing the special contribution for private sector employees, private sector pensioners and self-employed individuals, introducing an online system for filing value added tax returns and value added tax refund claims and reducing the sewerage duty tax rates.

Denmark

✓ Enforcing contracts

Denmark made enforcing contracts easier by introducing an online platform that allows users to file the initial complaint electronically and judges and lawyers to manage cases electronically.

Djibouti

✓ Starting a business

Djibouti made starting a business easier by creating a one-stop shop for business start-up.

✓ Registering property

Djibouti made property transfer easier and more transparent by reducing registration fees, implementing strict deadlines to register the sale agreement with the tax authority, scanning the majority of land titles for Djibouti Ville and by requiring by law that all property sales transactions be registered at the land registry to become opposable to third parties.

✓ Getting credit

Djibouti strengthened access to credit by broadening the scope of assets

that can be used as collateral, allowing future assets to be used as collateral, allowing general description of debts and obligations and providing secured creditors with absolute priority outside bankruptcy.

✓ Protecting minority investors

Djibouti strengthened minority investor protections by requiring greater disclosure of transactions with interested parties, strengthening remedies against interested directors, extending access to corporate information before trial, increasing shareholders' rights and role in major corporate decisions, clarifying ownership and control structures and requiring greater corporate transparency.

✓ Enforcing contracts

Djibouti made enforcing contracts easier by establishing a dedicated division within the first-instance court to resolve commercial cases and by adopting a new Code of Civil Procedure that regulates voluntary conciliation and mediation proceedings, as well as time standards for key court events.

✓ Resolving insolvency

Djibouti made resolving insolvency easier by making insolvency proceedings more accessible for creditors and granting them greater participation in the proceedings.

Dominican Republic

✓ Protecting minority investors

The Dominican Republic strengthened minority investor protections by increasing the independence of boards of directors, requiring the roles of chairperson and president to fall on different individuals and charging potential acquirers of significant stakes to make their acquisitions through a public offering.

Ecuador

✓ Paying taxes

Ecuador made paying taxes easier and less costly by discontinuing the solidarity contributions introduced in 2016 and by allowing employers to deduct an additional 100% on amounts paid to cover private medical insurance.

Egypt, Arab Rep.

✓ Starting a business

Egypt made starting a business easier by removing the requirement to obtain a bank certificate and establishing a one-stop shop.

✓ Getting credit

Egypt strengthened access to credit by introducing the possibility of granting a nonpossessory security right in a single category of movable assets without requiring a specific description of the collateral. Secured creditors are now given absolute priority over other claims, such as labor and tax, both outside and within bankruptcy proceedings.

✓ Protecting minority investors

Egypt strengthened minority investors protections by increasing corporate transparency.

✓ Paying taxes

Egypt made paying taxes easier by extending value added tax cash refunds to manufacturers in case of a capital investment.

✓ Resolving insolvency

Egypt made resolving insolvency easier by introducing the reorganization procedure, allowing debtors to initiate the reorganization procedure and granting creditors greater participation in the proceedings.

El Salvador

✓ Dealing with construction permits

El Salvador made dealing with construction permits less time-consuming by eliminating the requirement to obtain a feasibility study for rainwater drainage for land plots under 1,000 square meters.

✓ Trading across borders

El Salvador made exporting easier by introducing an intermediate customs post for shipments transiting through the Anguiatú land border.

Equatorial Guinea

✓ Enforcing contracts

Equatorial Guinea made enforcing contracts easier by adopting a law that regulates all aspects of mediation as an alternative dispute resolution mechanism.

Eswatini

✓ Registering property

Eswatini made registering property easier by increasing the transparency of the land registry.

Ethiopia

✓ Starting a business

Ethiopia made starting a business easier by removing the need to obtain a certificate of competence for certain types of businesses.

✓ Dealing with construction permits

Ethiopia made the process of obtaining construction permits faster by reducing the time needed to obtain planning consent.

✓ Enforcing contracts

Ethiopia made enforcing contracts easier by establishing specialized benches to resolve commercial cases.

Finland

✓ Paying taxes

Finland made paying taxes less costly by reducing the labor contribution rates paid by employers and by introducing a new and more efficient online portal, MyTax, for filing corporate income tax returns.

France

✓ Getting electricity

France made getting electricity easier by streamlining the application process and reducing the time for the external works.

✓ Registering property

France made registering property easier by implementing an electronic registration system and improving efficiency at the land registry.

✓ Paying taxes

France made paying taxes less costly by decreasing the corporate income tax rate, increasing the rate of the competitiveness and employment tax credit (CICE) and decreasing the rates for the territorial economic contribution as well as social security contributions paid by employers.

Labor market regulation

France amended its labor code to modify the amount of severance payments for employees after one, five and ten years of employment.

Gabon

✓ Starting a business

Gabon made starting a business easier by publishing a notice of incorporation with the company registration at the one-stop shop.

✓ Dealing with construction permits

Gabon made dealing with construction permits safer and less expensive by implementing decennial liability and by reducing the cost to obtain a fire safety approval.

✓ Getting electricity

Gabon improved the monitoring and regulation of power outages by beginning to record data for the annual system average interruption duration index (SAIDI) and system average interruption frequency index (SAIFI). Gabon also improved the regulatory framework of the electricity sector as the national regulator now monitors the utility's performance on the reliability of supply.

✓ Registering property

Gabon made registering property easier by increasing the transparency of the land registry.

x Paying taxes

Gabon made paying taxes more difficult by levying two new taxes: the special solidarity contribution tax and the tax for professional training.

✓ Enforcing contracts

Gabon made enforcing contracts easier by adopting a law that regulates all aspects of mediation as an alternative dispute resolution mechanism.

Georgia

✓ Starting a business

Georgia made starting a business easier by allowing voluntary value added tax registration at the time of business incorporation.

✓ Paying taxes

Georgia made paying taxes easier by levying income tax on distributed profits rather than on taxable profits. At the same time, Georgia made paying taxes more difficult by requiring value added tax to be imposed on advance payments for goods and services.

✓ Enforcing contracts

Georgia made enforcing contracts easier by introducing random and automatic assignment of cases to judges throughout the courts.

Ghana

✓ Dealing with construction permits

Ghana strengthened construction quality control by imposing stricter qualification requirements for professionals in charge of technical inspections.

✓ Trading across borders

Ghana made importing easier by implementing a paperless customs clearance processing system.

Greece

✓ Dealing with construction permits

Greece streamlined its construction permitting process as building owners must now use their in-house engineer for the intermediate inspection, as opposed to the municipality.

x Registering property

Greece made registering property more burdensome by requiring a property tax certificate for registering a property transfer.

Grenada

✓ Getting credit

Grenada improved access to credit information through the introduction of regulations that govern the licensing and functioning of credit bureaus in the member states of the Eastern Caribbean Currency Union (ECCU).

Guatemala

✓ Starting a business

Guatemala made starting a business easier by reducing the minimum capital requirement, reducing the registration fees and streamlining registration procedures.

Guinea

✓ Starting a business

Guinea made starting a business easier by allowing registration with the labor promotion agency at the one-stop shop.

✓ Dealing with construction permits

Guinea made dealing with construction permits less expensive and time-consuming by reducing the cost and the time needed to obtain a building permit.

✓ Registering property

Guinea made property registration easier by reducing the property transfer fee.

✓ Trading across borders

Guinea made importing easier by eliminating pre-shipment inspections for imports.

✓ Enforcing contracts

Guinea made enforcing contracts easier by adopting a law that regulates all aspects of mediation as an alternative dispute resolution mechanism.

Guinea-Bissau

✓ Enforcing contracts

Guinea-Bissau made enforcing contracts easier by adopting a law that regulates all aspects of mediation as an alternative dispute resolution mechanism.

Haiti

✓ Getting credit

Haiti improved access to credit information by launching a new credit registry.

Labor market regulation

Haiti amended its legislation pertaining to the 24-hour weekly rest period, weekly holiday and night work premiums, other work-related distribution of hours, services and minimum working age requirements.

Hong Kong SAR, China

✓ Getting electricity

Hong Kong SAR, China, made the process of getting an electricity connection faster by establishing a specialized

task force to undertake the trenching, excavation and reinstatement of the underground cables.

Hungary

✓ Paying taxes

Hungary made paying taxes less costly by decreasing the social tax rate paid by the employer and by reducing the corporate income tax rate to a flat rate.

India

✓ Starting a business

India made starting a business easier by fully integrating multiple application forms into a general incorporation form. India also replaced the value added tax with the GST (Goods and Services Tax) for which the registration process is faster. These reforms apply to both Delhi and Mumbai. At the same time, Mumbai abolished the practice of site inspections for registering companies under the Shops and Establishments Act.

✓ Dealing with construction permits

India streamlined the process of obtaining a building permit and made it faster and less expensive to obtain a construction permit. It also improved building quality control by introducing decennial liability and insurance. This reform applies to both Delhi and Mumbai.

✓ Getting electricity

The Delhi Electricity Regulatory Commission reduced charges for low voltage connections. Getting electricity was also made easier in Delhi through a reduction in the time for the utility to carry out the external connection works.

✓ Getting credit

India strengthened access to credit by amending its insolvency law. Secured creditors are now given absolute priority over other claims

within insolvency proceedings. This reform applies to both Delhi and Mumbai.

✓ Paying taxes

India made paying taxes easier by replacing many indirect taxes with a single indirect tax, the GST, for the entire country. India also made paying taxes less costly by reducing the corporate income tax rate and the employees' provident funds scheme rate paid by the employer. This reform applies to both Delhi and Mumbai.

✓ Trading across borders

India reduced the time and cost to export and import through various initiatives, including the implementation of electronic sealing of containers, the upgrading of port infrastructure and allowing electronic submission of supporting documents with digital signatures. This reform applies to both Delhi and Mumbai.

Labor market regulation

India (Mumbai) changed regulations pertaining to weekly holiday work, overtime hours and paid annual leave.

Indonesia

✓ Starting a business

Indonesia made starting a business easier by combining different social security registrations and by reducing notarization fees in both Jakarta and Surabaya. Also, different registrations were combined at the one-stop shop in Surabaya.

✓ Registering property

Indonesia made registering property easier by reducing the time to solve land disputes at the first-instance court and enhanced the transparency of the land registry. This reform applies to both Jakarta and Surabaya.

✓ Getting credit

Indonesia improved access to credit information by distributing data from

retailers and utility companies. This reform applies to both Jakarta and Surabaya.

Iran, Islamic Rep.

✓ Paying taxes

The Islamic Republic of Iran made paying taxes easier by introducing an online system for filing social security contributions, allowing the possibility of filing value added tax refund claims online, amending corporate income tax returns online and making payment of additional tax liability at the bank.

✓ Trading across borders

The Islamic Republic of Iran made exporting and importing easier by enhancing the national trade single window.

Ireland

✗ Registering property

Ireland made property registration more costly by increasing the stamp duty on a non-residential property transfer.

✓ Getting credit

Ireland improved access to credit information by establishing a new credit registry.

✓ Enforcing contracts

Ireland made enforcing contracts easier by introducing a consolidated law on voluntary mediation.

Israel

✓ Registering property

Israel made registering property easier by reducing the time needed to obtain a municipal tax clearance certificate and by increasing the transparency of the land registry and cadaster.

Labor market regulation

Israel changed regulations pertaining to working hours per week, overtime hours and maternity leave.

Italy

✗ Paying taxes

Italy made paying taxes more costly by introducing lower exemptions on social security contributions paid by employers for employees hired between January 1, 2016, and December 12, 2016.

Jamaica

✓ Getting credit

Jamaica improved access to credit information by distributing data from utility companies.

Jordan

✓ Getting credit

Jordan improved access to credit information by reporting data on credit payments from a retailer.

✓ Protecting minority investors

Jordan strengthened minority investor protections by extending access to evidence before trial, increasing shareholders' rights and role in major corporate decisions, clarifying ownership and control structures and requiring greater corporate transparency.

✓ Paying taxes

Jordan made paying taxes easier by implementing an online system for filing and payment of general sales tax.

✓ Enforcing contracts

Jordan made enforcing contracts easier by introducing a system that allows users to pay court fees electronically.

Kazakhstan

✓ Starting a business

Kazakhstan made starting a business easier by reducing the time required for value added tax registration.

✓ Trading across borders

Kazakhstan made trading across borders easier by introducing an

electronic customs declaration system, ASTANA-1 IS, as well as reducing customs administrative fees.

✓ Enforcing contracts

Kazakhstan made enforcing contracts easier by making judgments rendered at all levels in commercial cases publicly available and publishing performance measurement reports on local commercial courts.

Kenya

✓ Registering property

Kenya made registering property easier by introducing an online system to clear land rent rates.

✓ Getting credit

Kenya strengthened access to credit by introducing a new law on secured transactions that created a unified secured transactions legal framework and establishing a new unified and notice-based collateral registry.

✓ Protecting minority investors

Kenya strengthened minority investor protections by increasing disclosure requirements, regulating the approval of transactions with interested parties and increasing available remedies if said transactions are prejudicial, increasing shareholders' rights and role in major corporate decisions and requiring greater corporate transparency.

✓ Paying taxes

Kenya made paying taxes easier by merging all permits into a single unified business permit and by simplifying the value added tax schedule on its iTax platform.

✓ Resolving insolvency

Kenya made resolving insolvency easier by facilitating the continuation of the debtor's business during insolvency proceedings, providing for equal treatment of creditors in reorganization

proceedings and granting creditors greater participation in the insolvency proceedings.

Kosovo

✓ Dealing with construction permits

Kosovo made dealing with construction permits easier by streamlining the inspection system through the use of an in-house engineer.

✓ Paying taxes

Kosovo made paying taxes easier by allowing taxpayers to claim value added tax refund on the standard value added tax return form, by streamlining the value added tax audit process and by eliminating the requirement to report purchases over €500 (\$570).

✓ Trading across borders

Kosovo made exporting easier by streamlining customs clearance at the border.

Kuwait

✓ Starting a business

Kuwait made starting a business easier by eliminating the paid-in minimum capital requirement.

✓ Protecting minority investors

Kuwait strengthened minority investor protections by requiring an independent review of related-party transactions and clarifying ownership and control structures.

Kyrgyz Republic

✓ Protecting minority investors

The Kyrgyz Republic strengthened minority investor protections by increasing shareholders' rights and role in major corporate decisions, strengthening the independence of boards of directors and barring subsidiaries from acquiring shares issued by their parent companies.

✓ Trading across borders

The Kyrgyz Republic made trading across borders easier by streamlining exports within the Eurasian Economic Union.

✓ Enforcing contracts

The Kyrgyz Republic made enforcing contracts easier by introducing a pre-trial conference as part of the case management techniques in court and adopting a consolidated law on voluntary mediation.

✓ Resolving insolvency

The Kyrgyz Republic made resolving insolvency easier by facilitating the continuation of the debtor's business during insolvency proceedings and granting creditors greater access to information on the debtor's financial situation during the proceedings.

Lao PDR

✓ Trading across borders

Lao PDR made trading across borders faster by streamlining the customs clearance process.

Latvia

✗ Registering property

Latvia made property transfer less transparent by not publishing statistical data on the number of land disputes for 2017.

Lesotho

✓ Trading across borders

Lesotho made exporting and importing easier by implementing an automated customs data management system, ASYCUDA.

Lithuania

✓ Protecting minority investors

Lithuania strengthened minority investor protections by introducing

greater requirements for the disclosure of the compensation of directors and other high-ranking officers on an individual basis.

✓ **Paying taxes**

Lithuania made paying taxes easier by merging the filing and payment of two labor contributions and issuing pre-populated value added tax returns.

✓ **Trading across borders**

Lithuania made exporting easier by enhancing its automated customs data management system.

Labor market regulation

Lithuania changed legislation on working hours, paid annual leave, as well as notice period and severance payments in case of redundancy.

Luxembourg

Labor market regulation

Luxembourg increased post-natal maternity leave, amended statutory provisions for leave for personal reasons and family leave, introduced state co-financing of professional training and amended pre-retirement rules.

Macedonia, FYR

✓ **Dealing with construction permits**

FYR Macedonia made the construction permitting process less costly by reducing the land development fees.

Madagascar

✓ **Dealing with construction permits**

Madagascar strengthened construction quality control by appointing an independent architect in the commission tasked with reviewing building permit applications and reduced the cost to obtain a building permit.

✓ **Getting credit**

Madagascar improved access to credit information through the introduction of a new law governing the

establishment, licensing and functioning of credit bureaus.

✓ **Enforcing contracts**

Madagascar made enforcing contracts easier by introducing an automated system that randomly assigns cases to judges and that allows judges to manage cases electronically.

Malawi

✓ **Registering property**

Malawi made property transfer faster by decentralizing the consent to transfer property to local government authorities.

✓ **Enforcing contracts**

Malawi made enforcing contracts easier by adopting new civil procedure rules regulating time standards for key court events.

Malaysia

✓ **Starting a business**

Malaysia made starting a business easier by introducing an online registration system for the goods and service tax.

✓ **Dealing with construction permits**

Malaysia streamlined the process of obtaining a building permit and made it faster to obtain construction permits.

✓ **Getting electricity**

Malaysia made getting electricity easier by eliminating the site visit for new commercial electricity connections.

✓ **Registering property**

Malaysia made property transfer simpler by implementing an online single window platform to carry out property searches.

✓ **Trading across borders**

Malaysia made trading across borders easier by introducing electronic forms and by enhancing its risk-based

inspection system. Malaysia also made importing and exporting easier by improving infrastructure and the port operation system at Port Klang.

✓ **Resolving insolvency**

Malaysia made resolving insolvency easier by introducing the reorganization procedure.

Labor market regulation

Malaysia changed regulations pertaining to unemployment protection.

Mali

✓ **Enforcing contracts**

Mali made enforcing contracts easier by adopting a law that regulates all aspects of mediation as an alternative dispute resolution mechanism.

Labor market regulation

Mali introduced language guaranteeing equal remuneration for work of equal value in the legislation.

Malta

✓ **Dealing with construction permits**

Malta made dealing with construction permits easier by streamlining the process of obtaining a building permit. On the other hand, Malta increased the time to issue a building permit.

Marshall Islands

✗ **Paying taxes**

The Marshall Islands made paying taxes more costly by raising the retirement fund rate paid by employers.

Mauritania

✓ **Starting a business**

Mauritania made starting a business less costly by eliminating the company deed registration fees.

✓ **Dealing with construction permits**

Mauritania increased the transparency of dealing with construction permits

by publishing regulations related to construction online free of charge.

✓ Getting credit

Mauritania improved its credit information system by guaranteeing by law borrowers' right to inspect their personal data.

Mauritius

✓ Starting a business

Mauritius made starting a business easier by linking the database of the business registry with the database of the social security office. Mauritius also eliminated the requirement for married women to provide a marriage certificate when applying for a national identity card.

✓ Registering property

Mauritius made registering property easier by increasing the transparency of the land administration system.

✓ Protecting minority investors

Mauritius strengthened minority investor protections by clarifying ownership and control structures and requiring greater corporate transparency.

✓ Paying taxes

Mauritius made paying taxes easier by introducing an expedited processing system for value added tax refunds and by upgrading its online platform to allow for the online submission of invoices and amended corporate income tax returns.

✓ Trading across borders

Mauritius made exporting easier by introducing a risk-based management system.

Mexico

x Dealing with construction permits

Mexico (Mexico City) made dealing with construction permits more expensive by amending the tax code.

Moldova

✓ Starting a business

Moldova made starting a business easier by removing the requirement to file separately for registration with the national statistics bureau.

Mongolia

✓ Enforcing contracts

Mongolia made enforcing contracts easier by reducing the fees that are advanced by the plaintiff to enforce a judgment.

Morocco

✓ Starting a business

Morocco made starting a business less costly by abolishing the deed registration fee and stamp duties.

✓ Registering property

Morocco made registering property easier by increasing the transparency of the land registry and cadaster and by streamlining administrative procedures.

✓ Trading across borders

Morocco made exporting and importing easier by implementing a paperless customs clearance system and improving infrastructure at the port of Tangier.

✓ Resolving insolvency

Morocco made resolving insolvency easier by facilitating the commencement of proceedings, encouraging the continuation of the debtor's business during insolvency proceedings and by making insolvency proceedings more accessible for creditors and granting them greater participation in the proceedings.

Mozambique

x Starting a business

Mozambique made starting a business more expensive by increasing the cost

to publish the company's deed. At the same time, Mozambique made starting a business less costly by replacing the business license with a notification of activity for some sectors.

✓ Getting electricity

Mozambique improved the monitoring and regulation of power outages by beginning to record data for the annual system average interruption duration index (SAIDI) and system average interruption frequency index (SAIFI). Mozambique also made getting electricity faster by imposing new deadlines for connection procedures and streamlining processes.

✓ Paying taxes

Mozambique made paying taxes easier by reducing the mandatory carry-forward period before taxpayers can request a value added tax cash refund to four months (from 12 months previously).

✓ Trading across borders

Mozambique made trading across borders easier by streamlining the submission of documents for imports, improving infrastructure at the Ressano Garcia border crossing and simplifying export documentary compliance.

Labor market regulation

Mozambique introduced a new social security regulation.

Myanmar

✓ Starting a business

Myanmar made starting a business less expensive by reducing the registration fee.

✓ Getting electricity

Myanmar improved the monitoring and regulation of power outages by beginning to record data for the annual system average interruption duration index (SAIDI) and system average interruption frequency index (SAIFI). Myanmar also made getting electricity

more transparent by publishing electricity tariffs online.

Namibia

✓ Enforcing contracts

Namibia made enforcing contracts easier by making performance measurement reports publicly available to show the court's performance and the progress of cases through the court.

Nepal

x Paying taxes

Nepal made paying taxes more difficult by introducing a new labor contribution (gratuity contribution), medical insurance and accident insurance paid by the employer.

Labor market regulation

Nepal changed regulations pertaining to fixed-term contracts, probationary periods, working hours, paid maternity and sick leave, night work for women, third-party approval in case of redundancy and unemployment protection.

New Zealand

✓ Starting a business

New Zealand made starting a business less expensive by reducing the fees for name search and company incorporation.

Nicaragua

✓ Getting credit

Nicaragua strengthened access to credit by establishing a unified collateral registry.

Niger

✓ Dealing with construction permits

Niger made dealing with construction permits less costly by reducing the fees associated with obtaining a building permit.

✓ Getting electricity

Niger made the process of getting an electricity connection faster by increasing the stock of material the utility carries and by allowing the internal wiring certificate of conformity to be obtained at the same time as the external connection works.

✓ Registering property

Niger made registering property faster by decreasing the time needed to transfer and register property.

✓ Enforcing contracts

Niger made enforcing contracts easier by introducing a simplified procedure for small claims, rules limiting adjournments and mediation as an alternative dispute resolution mechanism.

Nigeria

✓ Starting a business

Nigeria made starting a business easier by reducing the time needed to register a company at the corporate affairs commission and introducing an online platform to pay stamp duty. This reform applies to both Kano and Lagos.

✓ Getting electricity

Nigeria made getting electricity easier by requiring that the distribution companies obtain the right of way on behalf of the customers and by turning on the electricity once the meter is installed. This reform applies to both Kano and Lagos.

x Registering property

Nigeria (Kano) made property registration less transparent by no longer publishing online the fee schedule and the list of documents necessary to register a property.

✓ Trading across borders

Nigeria reduced the time needed to export and import by implementing joint inspections, the NICIS2 electronic system and around-the-clock

operations at Apapa Port. This reform applies to both Kano and Lagos.

✓ Enforcing contracts

Nigeria (Lagos) made enforcing contracts easier by issuing new rules of civil procedure for small claims courts which limit adjournments to unforeseen and exceptional circumstances.

Norway

Labor market regulation

Norway amended its legislation to allow for night work until 11:00 PM if an employer and employee enter into a written agreement.

Oman

x Paying taxes

Oman made paying taxes more costly by increasing the corporate income tax rate and by eliminating the tax exemption on the first 30,000 Omani rials (\$78,000) of taxable profits.

Pakistan

✓ Starting a business

Pakistan made starting a business easier by enhancing the online one-stop registration system, replacing several forms for incorporation with a single application and establishing information exchange between the registry and the tax authority. This change applies to both Karachi and Lahore.

✓ Registering property

Pakistan (Lahore) made registering property easier by streamlining and automating administrative procedures and by increasing the transparency of its land administration system. Pakistan (Karachi) made registering property easier by increasing the transparency of the land registry.

✓ Resolving insolvency

Pakistan made resolving insolvency easier by introducing the reorganization

procedure and improving the continuation of the debtor's business during insolvency proceedings. This change applies to both Karachi and Lahore.

Panama

✓ Paying taxes

Panama made paying taxes easier by establishing an online system for filing and payment of corporate income tax, value added tax and real estate tax.

Papua New Guinea

✓ Getting electricity

Papua New Guinea improved the reliability of the electricity supply in Port Moresby by increasing power generation capacity.

✓ Registering property

Papua New Guinea made registering property easier by increasing the transparency of the land administration system.

✓ Protecting minority investors

Papua New Guinea strengthened minority investor protections by introducing greater requirements for the disclosure of direct and indirect beneficial ownership stakes in publicly-listed companies.

✗ Paying taxes

Papua New Guinea made paying taxes more difficult by mandating bi-weekly reporting and payment of contributions paid by the employer to the superannuation fund.

Paraguay

✓ Getting electricity

Paraguay increased the reliability of power supply by rolling out a Supervisory Control and Data Acquisition (SCADA) automatic energy management system for the monitoring of outages.

✓ Trading across borders

Paraguay reduced the time needed to import by introducing an electronic signature for import customs clearance.

Peru

✓ Starting a business

Peru made starting a business faster by reducing the time required to obtain the municipal license and building safety technical inspection from the district council.

✓ Dealing with construction permits

Peru strengthened construction quality control by imposing stricter qualification requirements for professionals in charge of technical inspections.

Philippines

✓ Starting a business

The Philippines made starting a business easier by simplifying tax registration and business licensing processes. At the same time, the Philippines increased tax registration costs.

✓ Dealing with construction permits

The Philippines improved risk management practices in the construction sector, with latent defect liability insurance now commonly obtained by industry players.

✓ Protecting minority investors

The Philippines strengthened minority investor protections by increasing shareholders' rights and role in major corporate decisions and clarifying ownership and control structures.

✗ Trading across borders

The Philippines made trading across borders more difficult by increasing the number of inspections for importing, thereby increasing the average time for border compliance.

Poland

✗ Paying taxes

Poland made paying taxes more complicated by requiring the monthly reporting of value added tax returns, extending the list of goods and services subject to a reverse charge mechanism and introducing new reporting obligations for SAF-T files.

✓ Enforcing contracts

Poland made enforcing contracts easier by introducing an automated system to assign cases to judges randomly.

Portugal

✗ Registering property

Portugal made registering property more burdensome by reducing the number of officials that can register property transfers.

Puerto Rico (U.S.)

✓ Enforcing contracts

Puerto Rico (territory of the United States) made enforcing contracts easier by introducing a web-based platform that offers lawyers a single access point for electronic filing of the initial complaint and for electronic payment of court fees. The system also allows lawyers and judges to manage case files throughout the litigation process.

Qatar

✓ Starting a business

Qatar made starting a business easier by removing the requirement to open a bank account to deposit the minimum capital.

✓ Getting credit

Qatar improved access to credit information by guaranteeing borrowers the legal right to inspect their credit data from the credit registry.

Romania

✗ Starting a business

Romania made starting a business more cumbersome by introducing fiscal risk assessment criteria for value added tax applications, thereby increasing the time required to register as a value added tax payer.

Russian Federation

✓ Dealing with construction permits

Russia made the process of obtaining a building permit faster by reducing the time needed to obtain construction and occupancy permits. Russia also increased quality control during construction by introducing risk-based inspections. This reform applies to both Moscow and St. Petersburg.

✓ Getting electricity

Russia made getting electricity faster by imposing new deadlines for connection procedures and by upgrading the utility's single window as well as its internal processes. Getting electricity was also made cheaper by reducing the costs to obtain a connection to the electric network. This reform applies to both Moscow and St. Petersburg.

✓ Paying taxes

Russia made paying taxes less costly by allowing a higher tax depreciation rate for fixed assets. This reform applies to both Moscow and St. Petersburg.

✓ Trading across borders

Russia made trading across borders easier by prioritizing online customs clearance and introducing shortened time limits for its automated completion. This reform applies to both Moscow and St. Petersburg.

Rwanda

✓ Starting a business

Rwanda made starting a business less costly by replacing electronic billing machines with free software for value added tax invoices.

✓ Getting electricity

Rwanda improved the monitoring and regulation of power outages by beginning to record data for the annual system average interruption duration index (SAIDI) and system average interruption frequency index (SAIFI). Rwanda also made getting electricity more time and cost efficient by having the utility supply all connection material.

✓ Registering property

Rwanda made registering property easier by improving the land dispute resolution mechanisms of the land administration system.

✓ Getting credit

Rwanda strengthened access to credit by enacting a new insolvency law. An automatic stay is now imposed on secured creditors for a period of six months and the law provides for relief from such stay when the assets are perishable or are not needed for the reorganization of the company.

✓ Trading across borders

Rwanda reduced the time required to export and import by implementing the Single Customs Territory, risk-based inspections and online certificates.

✓ Enforcing contracts

Rwanda made enforcing contracts easier by issuing new rules of civil procedure which limit adjournments to unforeseen and exceptional circumstances.

✓ Resolving insolvency

Rwanda made resolving insolvency easier by making insolvency proceedings more accessible for creditors and granting them greater participation in the proceedings. Rwanda also made resolving insolvency more difficult by hindering the continuation of the debtor's business during insolvency proceedings.

San Marino

✗ Registering property

San Marino made registering property more expensive by increasing the property transfer tax.

✓ Getting credit

San Marino improved access to credit information by launching a new credit registry.

São Tomé and Príncipe

✓ Enforcing contracts

São Tomé and Príncipe made enforcing contracts easier by adopting a new code of procedural costs that simplified and reduced court fees.

Saudi Arabia

✓ Getting electricity

Saudi Arabia improved the reliability of electricity supply by imposing a new compensation scheme to incentivize the utility to improve service reliability.

✓ Protecting minority investors

Saudi Arabia strengthened minority investor protections by providing clear rules for the liability of directors and increasing the role of shareholders in major decisions.

✓ Trading across borders

Saudi Arabia made exporting and importing easier by launching a new electronic single window and extending the hours of operation of customs at the Jeddah port.

✓ Enforcing contracts

Saudi Arabia made enforcing contracts easier by introducing an e-system that allows plaintiffs to file the initial complaint electronically and amending the civil procedure rules to introduce time standards for key court events.

Senegal

✓ Registering property

Senegal made registering property easier by decreasing the time needed to transfer and register property.

✓ Enforcing contracts

Senegal made enforcing contracts easier by adopting a law that regulates all aspects of mediation as an alternative dispute resolution mechanism.

Serbia

✓ Dealing with construction permits

Serbia made dealing with construction permits faster by introducing an electronic application system.

Singapore

✓ Starting a business

Singapore made starting a business easier by abolishing the corporate seals.

✓ Enforcing contracts

Singapore made enforcing contracts easier by introducing a consolidated law on voluntary mediation.

Slovak Republic

✓ Enforcing contracts

The Slovak Republic made enforcing contracts easier by implementing electronic service of process.

Slovenia

✗ Starting a business

Slovenia made starting a business more complicated by requiring companies to report their beneficial ownership separately from business incorporation.

✓ Enforcing contracts

Slovenia made enforcing contracts easier by introducing a pre-trial conference as part of the case management techniques used in court.

South Africa

✓ Starting a business

South Africa made starting a business easier by reducing the time for online business registration.

✓ Getting electricity

South Africa improved the monitoring and regulation of power outages by beginning to record data for the annual system average interruption duration index (SAIDI) and system average interruption frequency index (SAIFI).

South Sudan

Labor market regulation

South Sudan introduced a new Labor Act which modified the rules on working hours, leave benefits and severance payments.

Sri Lanka

✓ Dealing with construction permits

Sri Lanka made dealing with construction permits easier by launching a single window, increasing transparency by providing online access to building regulations and reducing the processing times to issue several building certificates.

✓ Registering property

Sri Lanka made property registration easier by implementing a single window to streamline the process of delivering several certificates and increased transparency by providing online access to cadastral information.

✓ Paying taxes

Sri Lanka made paying taxes easier by introducing online systems for filing corporate income tax, value added tax and employee trust fund contributions.

✓ Enforcing contracts

Sri Lanka made enforcing contracts easier by introducing a pre-trial conference as part of the case management techniques used in court.

Sudan

✓ Starting a business

Sudan made starting a business easier by removing the requirement to have a site inspection to obtain the certificate of incorporation.

✓ Getting credit

Sudan strengthened access to credit by amending its companies act. An automatic stay is now imposed on secured creditors for a period of 30 days and the law provides for relief from such stay when the assets are perishable or are not needed for the reorganization of the company. Secured creditors are now given absolute priority over other claims, such as labor and tax, within bankruptcy proceedings.

✓ Protecting minority investors

Sudan strengthened minority investor protections by easing access to evidence in shareholder litigation and increasing rights and role of shareholders in private companies.

✓ Enforcing contracts

Sudan made enforcing contracts easier by recognizing voluntary conciliation and mediation as ways of resolving commercial disputes.

✓ Resolving insolvency

Sudan made resolving insolvency easier by facilitating the continuation of the debtor's business during insolvency proceedings, providing for the rejection of undervalued transactions and overly burdensome contracts and granting creditors greater participation in the proceedings.

Taiwan, China

✓ Dealing with construction permits

Taiwan, China, made dealing with construction permits less time-consuming by improving the efficiency of its single window counter in the Taipei City Construction Management Office.

✓ Protecting minority investors

Taiwan, China, strengthened minority investor protections by enhancing ownership and control structures in listed companies.

Tajikistan

✓ Trading across borders

Tajikistan made trading across borders easier by streamlining customs clearance with Uzbekistan through the Simplified Customs Corridor agreement.

Tanzania

✓ Starting a business

Tanzania made starting a business easier by launching online company registrations.

Thailand

✓ Starting a business

Thailand made starting a business less costly by introducing fixed registration fees.

✓ Getting electricity

Thailand made getting electricity easier by streamlining the number of procedures needed to obtain a new connection. Thailand also increased the transparency of electricity tariff changes.

✓ Paying taxes

Thailand made paying taxes easier by enhancing its online platform for calculating and filing corporate income tax.

✓ Trading across borders

Thailand made trading across borders faster by introducing the E-Matching system for electronic cargo control, thereby reducing the time for border compliance.

Timor-Leste

✓ Starting a business

Timor-Leste made starting a business less costly by reducing the paid-in minimum capital requirement.

Togo

✓ Starting a business

Togo made starting a business easier by reducing the minimum capital requirement, introducing an online platform for company name search, reducing the registration fees and allowing entrepreneurs to pay the fees directly at the one-stop shop.

✓ Dealing with construction permits

Togo made dealing with construction permits safer by implementing decennial liability and insurance and strengthening quality control before construction. Togo also reduced the cost to obtain a building permit.

✓ Getting electricity

Togo improved the monitoring and regulation of power outages by beginning to record data for the annual system average interruption duration index (SAIDI) and system average interruption frequency index (SAIFI). Togo also made getting electricity less costly by reducing the amount billed by the utility for the external works as well as the security deposit for a new connection.

✓ Registering property

Togo reduced the time needed to transfer property by scanning the majority of land titles in Lomé and by creating an office exclusively dedicated to property transfers. Togo also reduced the property transfer tax and increased transparency by making information on cadastral plans and land title ownership freely accessible to all citizens.

✓ Paying taxes

Togo made paying taxes easier by introducing an online platform for filing corporate income tax and value-added tax. Togo also made paying taxes less costly by lowering the corporate income tax rate.

✓ Enforcing contracts

Togo made enforcing contracts easier by adopting a law that regulates all aspects of mediation as an alternative dispute resolution mechanism.

Trinidad and Tobago

x Paying taxes

Trinidad and Tobago made paying taxes more costly by increasing the corporate income tax rate.

Tunisia

✓ Starting a business

Tunisia made starting a business easier by combining different registrations at the one-stop shop.

✓ Registering property

Tunisia made registering property easier by increasing the transparency of the cadaster.

✓ Protecting minority investors

Tunisia strengthened minority investor protections by improving disclosure requirements of related-party transactions to the public and by requiring disclosure of directorships and primary employment.

✓ Paying taxes

Tunisia made paying taxes easier by not extending the exceptional corporate income tax contribution introduced in 2016.

Turkey

✓ Starting a business

Turkey made starting a business easier by removing the paid-in minimum capital requirement and by eliminating the notarization of company documents and legal books.

✓ Dealing with construction permits

Turkey increased the transparency of its building regulations by publishing online all pre-application requirements needed to obtain a construction permit. Turkey also strengthened construction quality control by imposing stricter qualification requirements for professionals in charge of approving architectural plans.

x Registering property

Turkey made registering property more expensive by increasing the costs of transferring property.

✓ Getting credit

Turkey strengthened access to credit by extending the security interest to products, proceeds and replacements of the original collateral; secured creditors are now given absolute priority over other claims, such as labor and tax, both outside and within bankruptcy proceedings. Turkey also improved access to credit information by reporting data on arrears from telecommunications companies.

✓ Paying taxes

Turkey made paying taxes easier by improving the online portal for filing and payment of taxes.

✓ Trading across borders

Turkey reduced the time and cost to export and import through various initiatives, including expanding the functionalities of the national trade single window, enhancing the risk management system and lowering customs brokers' fees.

✓ Enforcing contracts

Turkey made enforcing contracts easier by publishing judgments rendered at all levels in commercial cases and by introducing financial incentives for mediation.

✓ Resolving insolvency

Turkey made resolving insolvency easier by introducing the possibility to obtain post-commencement credit, improving voting arrangements in reorganization and granting creditors greater participation in the proceedings.

Uganda

✓ Trading across borders

Uganda reduced the time needed to export and import by further implementing the Single Customs Territory, as well as by developing the Uganda Electronic Single Window and the Centralized Document Processing Centre.

Ukraine

x Dealing with construction permits

Ukraine made construction permitting more costly by increasing the contribution fee to the city social and engineering-transport infrastructure. On the other hand, Ukraine made dealing with construction permits easier by eliminating a requirement that investors obtain clearance from the State Service of Ukraine for Emergency Situations.

✓ Protecting minority investors

Ukraine strengthened minority investor protections by increasing the requirements for the disclosure in annual reports of related-party transactions.

✓ Trading across borders

Ukraine made trading across borders easier by eliminating the verification requirement on auto parts from the State Service of Export Control.

✓ Enforcing contracts

Ukraine made enforcing contracts easier by introducing a simplified procedure for small claims and pre-trial conferences as part of the case management techniques used in all commercial courts.

United Arab Emirates

✓ Starting a business

The United Arab Emirates made starting a business easier by improving online registration.

✓ Getting electricity

The United Arab Emirates made getting electricity easier by eliminating all costs for commercial and industrial connections of up to 150 kilo-Volt-Amperes (kVA).

✓ Registering property

The United Arab Emirates made registering property easier by increasing the transparency of the land administration system.

✓ Getting credit

The United Arab Emirates strengthened access to credit by introducing the possibility of granting a nonpossessory security right in a single category of movable assets without requiring a specific description of the collateral, by allowing out-of-court enforcement of the security interest and by establishing a unified and modern collateral registry.

United Kingdom

✓ Getting electricity

The United Kingdom made getting electricity faster by implementing several initiatives to expedite the external connection works performed by sub-contractors.

United States

Labor market regulation

The United States (New York City) changed regulations pertaining to parental leave.

Uruguay

✓ Dealing with construction permits

Uruguay improved the quality of its building regulations by creating an online portal providing information on the requirements and fees to obtain a building permit.

Uzbekistan

✓ Protecting minority investors

Uzbekistan strengthened minority investor protections by clarifying the ownership and control structures of listed companies.

✓ Paying taxes

Uzbekistan made paying taxes less costly by introducing new classification criteria for enterprises. The new classification allows small enterprises to pay a single social contribution at a fixed rate, but not less than 65% of the minimum wage for each employee.

✓ Trading across borders

Uzbekistan made trading across borders faster by introducing an electronic application and payment system for several export certificates, reducing the time for export documentary compliance.

Vietnam

✓ Starting a business

Vietnam made starting a business easier by publishing the notice of incorporation online and by reducing the cost of business registration.

✓ Paying taxes

Vietnam made paying taxes easier by no longer requiring hard copy submission of the value added tax return

and allowing joint payment of the business license tax and value added tax. Vietnam also made paying taxes less costly by reducing the employer's contribution to the labor fund.

✓ Enforcing contracts

Vietnam made enforcing contracts easier by making judgments rendered at all levels in commercial cases available to the public online.

West Bank and Gaza

✓ Registering property

West Bank and Gaza made property registration easier by removing the mandatory requirement to obtain a security check when issuing a purchase permit and publishing official statistics on property transactions at the land registry.

Zambia

✓ Enforcing contracts

Zambia made enforcing contracts easier by making judgments rendered in commercial matters at the appellate and supreme court levels available to the general public online.

Zimbabwe

✓ Starting a business

Zimbabwe made starting a business easier by reducing the time needed to obtain a business license.

✓ Dealing with construction permits

Zimbabwe made dealing with construction permits faster by issuing building permits through a one-stop shop.

✓ Getting credit

Zimbabwe improved access to credit information by increasing the coverage of the credit registry and providing consumer and commercial credit scores to banks and financial institutions.

✓ Enforcing contracts

Zimbabwe made enforcing contracts easier by making judgments rendered at the appellate and supreme court level in commercial cases available to the general public online.



Country Tables

✓ Reform making it easier to do business ✗ Change making it more difficult to do business

AFGHANISTAN		South Asia		GNI per capita (US\$)	
Ease of doing business rank (1–190)	167	Ease of doing business score (0–100)	47.77	Population	35,530,081
✓ Starting a business (rank)	49	✓ Getting credit (rank)	99	Trading across borders (rank)	177
Score for starting a business (0–100)	92.04	Score for getting credit (0–100)	50.00	Score for trading across borders (0–100)	30.63
Procedures (number)	4.5	Strength of legal rights index (0–12)	10	Time to export	
Time (days)	8.5	Depth of credit information index (0–8)	0	Documentary compliance (hours)	228
Cost (% of income per capita)	6.4	Credit bureau coverage (% of adults)	0.0	Border compliance (hours)	48
Minimum capital (% of income per capita)	0.0	Credit registry coverage (% of adults)	1.3	Cost to export	
Dealing with construction permits (rank)	184	✓ Protecting minority investors (rank)	26	Documentary compliance (US\$)	344
Score for dealing with construction permits (0–100)	34.54	Score for protecting minority investors (0–100)	71.67	Border compliance (US\$)	453
Procedures (number)	13	Extent of disclosure index (0–10)	8	Time to import	
Time (days)	199	Extent of director liability index (0–10)	1	Documentary compliance (hours)	324
Cost (% of warehouse value)	73.0	Ease of shareholder suits index (0–10)	9	Border compliance (hours)	96
Building quality control index (0–15)	3.0	Extent of shareholder rights index (0–10)	9	Cost to import	
Getting electricity (rank)	168	Extent of ownership and control index (0–10)	9	Documentary compliance (US\$)	900
Score for getting electricity (0–100)	44.51	Extent of corporate transparency index (0–10)	7	Border compliance (US\$)	750
Procedures (number)	6	✓ Paying taxes (rank)	177	Enforcing contracts (rank)	181
Time (days)	114	Score for paying taxes (0–100)	43.27	Score for enforcing contracts (0–100)	31.76
Cost (% of income per capita)	2,448.3	Payments (number per year)	19	Time (days)	1,642
Reliability of supply and transparency of tariffs index (0–8)	0	Time (hours per year)	270	Cost (% of claim value)	29.0
Registering property (rank)	186	Total tax and contribution rate (% of profit)	71.4	Quality of judicial processes index (0–18)	5.0
Score for registering property (0–100)	27.50	Postfiling index (0–100)	4.46	✓ Resolving insolvency (rank)	74
Procedures (number)	9			Score for resolving insolvency (0–100)	51.78
Time (days)	250			Time (years)	2.0
Cost (% of property value)	5.0			Cost (% of estate)	25.0
Quality of land administration index (0–30)	3.0			Recovery rate (cents on the dollar)	26.5
				Strength of insolvency framework index (0–16)	12.0
ALBANIA		Europe & Central Asia		GNI per capita (US\$)	
Ease of doing business rank (1–190)	63	Ease of doing business score (0–100)	69.51	Population	2,873,457
Starting a business (rank)	50	Getting credit (rank)	44	Trading across borders (rank)	24
Score for starting a business (0–100)	91.58	Score for getting credit (0–100)	70.00	Score for trading across borders (0–100)	96.29
Procedures (number)	5	Strength of legal rights index (0–12)	8	Time to export	
Time (days)	5	Depth of credit information index (0–8)	6	Documentary compliance (hours)	6
Cost (% of income per capita)	11.3	Credit bureau coverage (% of adults)	0.0	Border compliance (hours)	9
Minimum capital (% of income per capita)	0.0	Credit registry coverage (% of adults)	57.4	Cost to export	
Dealing with construction permits (rank)	151	Protecting minority investors (rank)	26	Documentary compliance (US\$)	10
Score for dealing with construction permits (0–100)	57.01	Score for protecting minority investors (0–100)	71.67	Border compliance (US\$)	55
Procedures (number)	18	Extent of disclosure index (0–10)	9	Time to import	
Time (days)	299	Extent of director liability index (0–10)	7	Documentary compliance (hours)	8
Cost (% of warehouse value)	5.6	Ease of shareholder suits index (0–10)	7	Border compliance (hours)	10
Building quality control index (0–15)	13.0	Extent of shareholder rights index (0–10)	6	Cost to import	
Getting electricity (rank)	140	Extent of ownership and control index (0–10)	6	Documentary compliance (US\$)	10
Score for getting electricity (0–100)	57.71	Extent of corporate transparency index (0–10)	8	Border compliance (US\$)	77
Procedures (number)	6	Paying taxes (rank)	122	✓ Enforcing contracts (rank)	98
Time (days)	134	Score for paying taxes (0–100)	64.91	Score for enforcing contracts (0–100)	56.44
Cost (% of income per capita)	504.7	Payments (number per year)	35	Time (days)	525
Reliability of supply and transparency of tariffs index (0–8)	3	Time (hours per year)	252	Cost (% of claim value)	34.9
Registering property (rank)	98	Total tax and contribution rate (% of profit)	37.3	Quality of judicial processes index (0–18)	7.5
Score for registering property (0–100)	62.08	Postfiling index (0–100)	60.11	Resolving insolvency (rank)	39
Procedures (number)	5			Score for resolving insolvency (0–100)	67.42
Time (days)	19			Time (years)	2.0
Cost (% of property value)	9.2			Cost (% of estate)	10.0
Quality of land administration index (0–30)	15.5			Recovery rate (cents on the dollar)	44.0
				Strength of insolvency framework index (0–16)	14.0

Note: Most indicator sets refer to a case scenario in the largest business city of an economy, though for 11 economies the data are a population-weighted average for the two largest business cities. For some indicators a result of "no practice" may be recorded for an economy; see the data notes for more details. In starting a business, procedures (number), time (days) and cost (% of income per capita) are calculated as the average of both men and women. For the postfiling index, a result of "not applicable" may be recorded for an economy.

✓ Reform making it easier to do business ✗ Change making it more difficult to do business

ALGERIA		Middle East & North Africa		GNI per capita (US\$)	
Ease of doing business rank (1–190)	157	Ease of doing business score (0–100)	49.65	Population	41,318,142
Starting a business (rank)	150	Getting credit (rank)	178	✓ Trading across borders (rank)	173
Score for starting a business (0–100)	78.07	Score for getting credit (0–100)	10.00	Score for trading across borders (0–100)	38.43
Procedures (number)	12	Strength of legal rights index (0–12)	2	Time to export	
Time (days)	17.5	Depth of credit information index (0–8)	0	Documentary compliance (hours)	149
Cost (% of income per capita)	11.8	Credit bureau coverage (% of adults)	0.0	Border compliance (hours)	80
Minimum capital (% of income per capita)	0.0	Credit registry coverage (% of adults)	3.2	Cost to export	
				Documentary compliance (US\$)	374
Dealing with construction permits (rank)	129	Protecting minority investors (rank)	168	Border compliance (US\$)	593
Score for dealing with construction permits (0–100)	63.28	Score for protecting minority investors (0–100)	35.00	Time to import	
Procedures (number)	19	Extent of disclosure index (0–10)	4	Documentary compliance (hours)	96
Time (days)	136	Extent of director liability index (0–10)	1	Border compliance (hours)	210
Cost (% of warehouse value)	7.8	Ease of shareholder suits index (0–10)	5	Cost to import	
Building quality control index (0–15)	12.0	Extent of shareholder rights index (0–10)	3	Documentary compliance (US\$)	400
✓ Getting electricity (rank)	106	Extent of ownership and control index (0–10)	4	Border compliance (US\$)	409
Score for getting electricity (0–100)	69.58	Extent of corporate transparency index (0–10)	4		
Procedures (number)	5	Paying taxes (rank)	156	Enforcing contracts (rank)	112
Time (days)	93	Score for paying taxes (0–100)	53.91	Score for enforcing contracts (0–100)	54.78
Cost (% of income per capita)	1,478.3	Payments (number per year)	27	Time (days)	630
Reliability of supply and transparency of tariffs index (0–8)	5	Time (hours per year)	265	Cost (% of claim value)	21.8
		Total tax and contribution rate (% of profit)	66.0	Quality of judicial processes index (0–18)	5.5
Registering property (rank)	165	Postfiling index (0–100)	49.77	Resolving insolvency (rank)	76
Score for registering property (0–100)	44.26			Score for resolving insolvency (0–100)	49.24
Procedures (number)	10			Time (years)	1.3
Time (days)	55			Cost (% of estate)	7.0
Cost (% of property value)	7.1			Recovery rate (cents on the dollar)	50.8
Quality of land administration index (0–30)	7.5			Strength of insolvency framework index (0–16)	7.0
ANGOLA		Sub-Saharan Africa		GNI per capita (US\$)	
Ease of doing business rank (1–190)	173	Ease of doing business score (0–100)	43.86	Population	29,784,193
Starting a business (rank)	139	Getting credit (rank)	184	✓ Trading across borders (rank)	174
Score for starting a business (0–100)	80.52	Score for getting credit (0–100)	5.00	Score for trading across borders (0–100)	36.15
Procedures (number)	7	Strength of legal rights index (0–12)	1	Time to export	
Time (days)	36	Depth of credit information index (0–8)	0	Documentary compliance (hours)	96
Cost (% of income per capita)	13.9	Credit bureau coverage (% of adults)	0.0	Border compliance (hours)	164
Minimum capital (% of income per capita)	0.0	Credit registry coverage (% of adults)	1.6	Cost to export	
				Documentary compliance (US\$)	240
Dealing with construction permits (rank)	87	Protecting minority investors (rank)	89	Border compliance (US\$)	825
Score for dealing with construction permits (0–100)	68.93	Score for protecting minority investors (0–100)	55.00	Time to import	
Procedures (number)	10	Extent of disclosure index (0–10)	4	Documentary compliance (hours)	96
Time (days)	173	Extent of director liability index (0–10)	6	Border compliance (hours)	72
Cost (% of warehouse value)	0.4	Ease of shareholder suits index (0–10)	6	Cost to import	
Building quality control index (0–15)	6.0	Extent of shareholder rights index (0–10)	7	Documentary compliance (US\$)	460
✓ Getting electricity (rank)	152	Extent of ownership and control index (0–10)	6	Border compliance (US\$)	1,030
Score for getting electricity (0–100)	54.08	Extent of corporate transparency index (0–10)	4		
Procedures (number)	7	Paying taxes (rank)	104	Enforcing contracts (rank)	186
Time (days)	121	Score for paying taxes (0–100)	69.54	Score for enforcing contracts (0–100)	26.26
Cost (% of income per capita)	786.7	Payments (number per year)	31	Time (days)	1,296
Reliability of supply and transparency of tariffs index (0–8)	3	Time (hours per year)	287	Cost (% of claim value)	44.4
		Total tax and contribution rate (% of profit)	49.1	Quality of judicial processes index (0–18)	4.5
Registering property (rank)	170	Postfiling index (0–100)	94.95	Resolving insolvency (rank)	168
Score for registering property (0–100)	43.16			Score for resolving insolvency (0–100)	0.00
Procedures (number)	6			Time (years)	no practice
Time (days)	190			Cost (% of estate)	no practice
Cost (% of property value)	2.8			Recovery rate (cents on the dollar)	0.0
Quality of land administration index (0–30)	7.0			Strength of insolvency framework index (0–16)	0.0
ANTIGUA AND BARBUDA		Latin America & Caribbean		GNI per capita (US\$)	
Ease of doing business rank (1–190)	112	Ease of doing business score (0–100)	59.48	Population	102,012
Starting a business (rank)	131	✓ Getting credit (rank)	161	Trading across borders (rank)	108
Score for starting a business (0–100)	81.74	Score for getting credit (0–100)	25.00	Score for trading across borders (0–100)	68.73
Procedures (number)	9	Strength of legal rights index (0–12)	5	Time to export	
Time (days)	22	Depth of credit information index (0–8)	0	Documentary compliance (hours)	51
Cost (% of income per capita)	8.7	Credit bureau coverage (% of adults)	0.0	Border compliance (hours)	61
Minimum capital (% of income per capita)	0.0	Credit registry coverage (% of adults)	0.0	Cost to export	
				Documentary compliance (US\$)	121
Dealing with construction permits (rank)	97	Protecting minority investors (rank)	99	Border compliance (US\$)	546
Score for dealing with construction permits (0–100)	68.14	Score for protecting minority investors (0–100)	51.67	Time to import	
Procedures (number)	18	Extent of disclosure index (0–10)	4	Documentary compliance (hours)	48
Time (days)	135	Extent of director liability index (0–10)	8	Border compliance (hours)	61
Cost (% of warehouse value)	0.8	Ease of shareholder suits index (0–10)	8	Cost to import	
Building quality control index (0–15)	9.0	Extent of shareholder rights index (0–10)	4	Documentary compliance (US\$)	100
		Extent of ownership and control index (0–10)	4	Border compliance (US\$)	546
Getting electricity (rank)	63	Extent of corporate transparency index (0–10)	3		
Score for getting electricity (0–100)	80.39	Paying taxes (rank)	144	Enforcing contracts (rank)	34
Procedures (number)	4	Score for paying taxes (0–100)	58.96	Score for enforcing contracts (0–100)	68.11
Time (days)	42	Payments (number per year)	57	Time (days)	476
Cost (% of income per capita)	109.9	Time (hours per year)	177	Cost (% of claim value)	27.1
Reliability of supply and transparency of tariffs index (0–8)	4	Total tax and contribution rate (% of profit)	42.8	Quality of judicial processes index (0–18)	11.5
		Postfiling index (0–100)	69.40	Resolving insolvency (rank)	132
Registering property (rank)	120			Score for resolving insolvency (0–100)	35.40
Score for registering property (0–100)	56.63			Time (years)	3.0
Procedures (number)	7			Cost (% of estate)	7.0
Time (days)	32			Recovery rate (cents on the dollar)	36.8
Cost (% of property value)	10.8			Strength of insolvency framework index (0–16)	5.0
Quality of land administration index (0–30)	19.0				

Note: Most indicator sets refer to a case scenario in the largest business city of an economy, though for 11 economies the data are a population-weighted average for the two largest business cities. For some indicators a result of “no practice” may be recorded for an economy; see the data notes for more details. In starting a business, procedures (number), time (days) and cost (% of income per capita) are calculated as the average of both men and women. For the postfiling index, a result of “not applicable” may be recorded for an economy.

✓ Reform making it easier to do business ✗ Change making it more difficult to do business

ARGENTINA		Latin America & Caribbean		GNI per capita (US\$)	
Ease of doing business rank (1–190)	119	Ease of doing business score (0–100)	58.80	Population	44,271,041
✓ Starting a business (rank)	128	Getting credit (rank)	85	Trading across borders (rank)	125
Score for starting a business (0–100)	81.99	Score for getting credit (0–100)	55.00	Score for trading across borders (0–100)	65.36
Procedures (number)	11	Strength of legal rights index (0–12)	3	Time to export	
Time (days)	11	Depth of credit information index (0–8)	8	Documentary compliance (hours)	30
Cost (% of income per capita)	5.3	Credit bureau coverage (% of adults)	100.0	Border compliance (hours)	21
Minimum capital (% of income per capita)	0.0	Credit registry coverage (% of adults)	45.7	Cost to export	
				Documentary compliance (US\$)	60
Dealing with construction permits (rank)	174	Protecting minority investors (rank)	57	Border compliance (US\$)	150
Score for dealing with construction permits (0–100)	51.01	Score for protecting minority investors (0–100)	61.67	Time to import	
Procedures (number)	21	Extent of disclosure index (0–10)	7	Documentary compliance (hours)	192
Time (days)	341	Extent of director liability index (0–10)	2	Border compliance (hours)	60
Cost (% of warehouse value)	2.9	Ease of shareholder suits index (0–10)	6	Cost to import	
Building quality control index (0–15)	11.0	Extent of shareholder rights index (0–10)	8	Documentary compliance (US\$)	120
		Extent of ownership and control index (0–10)	7	Border compliance (US\$)	1,200
		Extent of corporate transparency index (0–10)	7		
Getting electricity (rank)	103	Paying taxes (rank)	169	Enforcing contracts (rank)	107
Score for getting electricity (0–100)	70.02	Score for getting credit (0–100)	49.34	Score for enforcing contracts (0–100)	55.66
Procedures (number)	6	Payments (number per year)	9	Time (days)	995
Time (days)	92	Time (hours per year)	311.5	Cost (% of claim value)	22.5
Cost (% of income per capita)	21.0	Total tax and contribution rate (% of profit)	106.0	Quality of judicial processes index (0–18)	11.5
Reliability of supply and transparency of tariffs index (0–8)	5	Postfiling index (0–100)	47.94		
Registering property (rank)	119			Resolving insolvency (rank)	104
Score for registering property (0–100)	56.73			Score for resolving insolvency (0–100)	41.24
Procedures (number)	7			Time (years)	2.4
Time (days)	51.5			Cost (% of estate)	16.5
Cost (% of property value)	6.6			Recovery rate (cents on the dollar)	21.5
Quality of land administration index (0–30)	13.5			Strength of insolvency framework index (0–16)	9.5
ARMENIA		Europe & Central Asia		GNI per capita (US\$)	
Ease of doing business rank (1–190)	41	Ease of doing business score (0–100)	75.37	Population	2,930,450
✓ Starting a business (rank)	8	Getting credit (rank)	44	Trading across borders (rank)	46
Score for starting a business (0–100)	96.21	Score for getting credit (0–100)	70.00	Score for trading across borders (0–100)	89.22
Procedures (number)	3	Strength of legal rights index (0–12)	6	Time to export	
Time (days)	3.5	Depth of credit information index (0–8)	8	Documentary compliance (hours)	2
Cost (% of income per capita)	0.8	Credit bureau coverage (% of adults)	80.0	Border compliance (hours)	39
Minimum capital (% of income per capita)	0.0	Credit registry coverage (% of adults)	0.0	Cost to export	
				Documentary compliance (US\$)	150
Dealing with construction permits (rank)	98	✓ Protecting minority investors (rank)	51	Border compliance (US\$)	100
Score for dealing with construction permits (0–100)	68.06	Score for protecting minority investors (0–100)	63.33	Time to import	
Procedures (number)	20	Extent of disclosure index (0–10)	6	Documentary compliance (hours)	2
Time (days)	98	Extent of director liability index (0–10)	6	Border compliance (hours)	3
Cost (% of warehouse value)	1.4	Ease of shareholder suits index (0–10)	8	Cost to import	
Building quality control index (0–15)	9.0	Extent of shareholder rights index (0–10)	7	Documentary compliance (US\$)	100
		Extent of ownership and control index (0–10)	3	Border compliance (US\$)	0
		Extent of corporate transparency index (0–10)	8		
✓ Getting electricity (rank)	17	✓ Paying taxes (rank)	82	✓ Enforcing contracts (rank)	24
Score for getting electricity (0–100)	90.79	Score for paying taxes (0–100)	74.46	Score for enforcing contracts (0–100)	70.63
Procedures (number)	3	Payments (number per year)	14	Time (days)	570
Time (days)	72	Time (hours per year)	262	Cost (% of claim value)	16.0
Cost (% of income per capita)	70.3	Total tax and contribution rate (% of profit)	18.5	Quality of judicial processes index (0–18)	12.0
Reliability of supply and transparency of tariffs index (0–8)	7	Postfiling index (0–100)	49.08		
Registering property (rank)	14			Resolving insolvency (rank)	95
Score for registering property (0–100)	86.97			Score for resolving insolvency (0–100)	43.99
Procedures (number)	3			Time (years)	1.9
Time (days)	7			Cost (% of estate)	11.0
Cost (% of property value)	0.1			Recovery rate (cents on the dollar)	38.2
Quality of land administration index (0–30)	20.5			Strength of insolvency framework index (0–16)	7.5
AUSTRALIA		OECD high income		GNI per capita (US\$)	
Ease of doing business rank (1–190)	18	Ease of doing business score (0–100)	80.13	Population	24,598,933
Starting a business (rank)	7	Getting credit (rank)	8	Trading across borders (rank)	103
Score for starting a business (0–100)	96.47	Score for getting credit (0–100)	90.00	Score for trading across borders (0–100)	70.30
Procedures (number)	3	Strength of legal rights index (0–12)	11	Time to export	
Time (days)	2.5	Depth of credit information index (0–8)	7	Documentary compliance (hours)	7
Cost (% of income per capita)	0.7	Credit bureau coverage (% of adults)	100.0	Border compliance (hours)	36
Minimum capital (% of income per capita)	0.0	Credit registry coverage (% of adults)	0.0	Cost to export	
				Documentary compliance (US\$)	264
Dealing with construction permits (rank)	9	Protecting minority investors (rank)	64	Border compliance (US\$)	766
Score for dealing with construction permits (0–100)	84.59	Score for protecting minority investors (0–100)	60.00	Time to import	
Procedures (number)	11	Extent of disclosure index (0–10)	8	Documentary compliance (hours)	4
Time (days)	121	Extent of director liability index (0–10)	2	Border compliance (hours)	39
Cost (% of warehouse value)	0.7	Ease of shareholder suits index (0–10)	8	Cost to import	
Building quality control index (0–15)	14.0	Extent of shareholder rights index (0–10)	5	Documentary compliance (US\$)	100
		Extent of ownership and control index (0–10)	4	Border compliance (US\$)	539
		Extent of corporate transparency index (0–10)	9		
Getting electricity (rank)	52	Paying taxes (rank)	26	Enforcing contracts (rank)	5
Score for getting electricity (0–100)	82.31	Score for paying taxes (0–100)	85.64	Score for enforcing contracts (0–100)	79.00
Procedures (number)	5	Payments (number per year)	11	Time (days)	402
Time (days)	75	Time (hours per year)	105	Cost (% of claim value)	23.2
Cost (% of income per capita)	12.5	Total tax and contribution rate (% of profit)	47.4	Quality of judicial processes index (0–18)	15.5
Reliability of supply and transparency of tariffs index (0–8)	7	Postfiling index (0–100)	95.34		
Registering property (rank)	50			Resolving insolvency (rank)	20
Score for registering property (0–100)	74.09			Score for resolving insolvency (0–100)	78.87
Procedures (number)	5			Time (years)	1.0
Time (days)	4.5			Cost (% of estate)	8.0
Cost (% of property value)	5.3			Recovery rate (cents on the dollar)	82.7
Quality of land administration index (0–30)	20.0			Strength of insolvency framework index (0–16)	11.0

Note: Most indicator sets refer to a case scenario in the largest business city of an economy, though for 11 economies the data are a population-weighted average for the two largest business cities. For some indicators a result of “no practice” may be recorded for an economy; see the data notes for more details. In starting a business, procedures (number), time (days) and cost (% of income per capita) are calculated as the average of both men and women. For the postfiling index, a result of “not applicable” may be recorded for an economy.

✓ Reform making it easier to do business ✗ Change making it more difficult to do business

AUSTRIA		OECD high income		GNI per capita (US\$)	
Ease of doing business rank (1–190)	26	Ease of doing business score (0–100)	78.57	Population	8,809,212
Starting a business (rank)	118	Getting credit (rank)	85	Trading across borders (rank)	1
Score for starting a business (0–100)	83.21	Score for getting credit (0–100)	55.00	Score for trading across borders (0–100)	100.00
Procedures (number)	8	Strength of legal rights index (0–12)	4	Time to export	
Time (days)	21	Depth of credit information index (0–8)	7	Documentary compliance (hours)	1
Cost (% of income per capita)	4.8	Credit bureau coverage (% of adults)	52.2	Border compliance (hours)	0
Minimum capital (% of income per capita)	11.9	Credit registry coverage (% of adults)	2.2	Cost to export	
				Documentary compliance (US\$)	0
Dealing with construction permits (rank)	42	Protecting minority investors (rank)	33	Border compliance (US\$)	0
Score for dealing with construction permits (0–100)	75.08	Score for protecting minority investors (0–100)	68.33	Time to import	
Procedures (number)	11	Extent of disclosure index (0–10)	5	Documentary compliance (hours)	1
Time (days)	222	Extent of director liability index (0–10)	5	Border compliance (hours)	0
Cost (% of warehouse value)	1.2	Ease of shareholder suits index (0–10)	7	Cost to import	
Building quality control index (0–15)	13.0	Extent of shareholder rights index (0–10)	7	Documentary compliance (US\$)	0
		Extent of ownership and control index (0–10)	9	Border compliance (US\$)	0
		Extent of corporate transparency index (0–10)	8		
Getting electricity (rank)	28	Paying taxes (rank)	40	Enforcing contracts (rank)	10
Score for getting electricity (0–100)	87.72	Score for paying taxes (0–100)	83.45	Score for enforcing contracts (0–100)	75.49
Procedures (number)	5	Payments (number per year)	12	Time (days)	397
Time (days)	23	Time (hours per year)	131	Cost (% of claim value)	20.6
Cost (% of income per capita)	88.6	Total tax and contribution rate (% of profit)	51.5	Quality of judicial processes index (0–18)	13.0
Reliability of supply and transparency of tariffs index (0–8)	7	Postfiling index (0–100)	98.54		
Registering property (rank)	32			Resolving insolvency (rank)	21
Score for registering property (0–100)	79.97			Score for resolving insolvency (0–100)	77.47
Procedures (number)	3			Time (years)	1.1
Time (days)	20.5			Cost (% of estate)	10.0
Cost (% of property value)	4.6			Recovery rate (cents on the dollar)	80.1
Quality of land administration index (0–30)	23.0			Strength of insolvency framework index (0–16)	11.0
AZERBAIJAN		Europe & Central Asia		GNI per capita (US\$)	
Ease of doing business rank (1–190)	25	Ease of doing business score (0–100)	78.64	Population	9,862,429
Starting a business (rank)	9	✓ Getting credit (rank)	22	✓ Trading across borders (rank)	84
Score for starting a business (0–100)	96.14	Score for getting credit (0–100)	80.00	Score for trading across borders (0–100)	77.04
Procedures (number)	3	Strength of legal rights index (0–12)	8	Time to export	
Time (days)	3.5	Depth of credit information index (0–8)	8	Documentary compliance (hours)	33
Cost (% of income per capita)	1.3	Credit bureau coverage (% of adults)	41.5	Border compliance (hours)	17
Minimum capital (% of income per capita)	0.0	Credit registry coverage (% of adults)	41.5	Cost to export	
				Documentary compliance (US\$)	250
✓ Dealing with construction permits (rank)	61	✓ Protecting minority investors (rank)	2	Border compliance (US\$)	214
Score for dealing with construction permits (0–100)	73.11	Score for protecting minority investors (0–100)	81.67	Time to import	
Procedures (number)	18	Extent of disclosure index (0–10)	10	Documentary compliance (hours)	33
Time (days)	116	Extent of director liability index (0–10)	5	Border compliance (hours)	14
Cost (% of warehouse value)	1.9	Ease of shareholder suits index (0–10)	8	Cost to import	
Building quality control index (0–15)	12.0	Extent of shareholder rights index (0–10)	9	Documentary compliance (US\$)	200
		Extent of ownership and control index (0–10)	7	Border compliance (US\$)	300
		Extent of corporate transparency index (0–10)	10		
✓ Getting electricity (rank)	74	✓ Paying taxes (rank)	28	Enforcing contracts (rank)	40
Score for getting electricity (0–100)	77.27	Score for paying taxes (0–100)	85.23	Score for enforcing contracts (0–100)	67.51
Procedures (number)	7	Payments (number per year)	6	Time (days)	277
Time (days)	41	Time (hours per year)	159	Cost (% of claim value)	18.5
Cost (% of income per capita)	140.4	Total tax and contribution rate (% of profit)	40.8	Quality of judicial processes index (0–18)	6.5
Reliability of supply and transparency of tariffs index (0–8)	7	Postfiling index (0–100)	83.79		
✓ Registering property (rank)	17			✓ Resolving insolvency (rank)	45
Score for registering property (0–100)	84.63			Score for resolving insolvency (0–100)	63.79
Procedures (number)	3			Time (years)	1.5
Time (days)	5.5			Cost (% of estate)	12.0
Cost (% of property value)	0.1			Recovery rate (cents on the dollar)	40.1
Quality of land administration index (0–30)	17.5			Strength of insolvency framework index (0–16)	13.5
BAHAMAS, THE		Latin America & Caribbean		GNI per capita (US\$)	
Ease of doing business rank (1–190)	118	Ease of doing business score (0–100)	58.90	Population	395,361
Starting a business (rank)	105	✓ Getting credit (rank)	144	Trading across borders (rank)	161
Score for starting a business (0–100)	84.47	Score for getting credit (0–100)	30.00	Score for trading across borders (0–100)	53.07
Procedures (number)	7	Strength of legal rights index (0–12)	6	Time to export	
Time (days)	21.5	Depth of credit information index (0–8)	0	Documentary compliance (hours)	12
Cost (% of income per capita)	11.4	Credit bureau coverage (% of adults)	0.0	Border compliance (hours)	36
Minimum capital (% of income per capita)	0.0	Credit registry coverage (% of adults)	0.0	Cost to export	
				Documentary compliance (US\$)	550
Dealing with construction permits (rank)	91	Protecting minority investors (rank)	132	Border compliance (US\$)	512
Score for dealing with construction permits (0–100)	68.64	Score for protecting minority investors (0–100)	43.33	Time to import	
Procedures (number)	16	Extent of disclosure index (0–10)	2	Documentary compliance (hours)	6
Time (days)	180	Extent of director liability index (0–10)	5	Border compliance (hours)	51
Cost (% of warehouse value)	0.7	Ease of shareholder suits index (0–10)	8	Cost to import	
Building quality control index (0–15)	10.0	Extent of shareholder rights index (0–10)	7	Documentary compliance (US\$)	550
		Extent of ownership and control index (0–10)	1	Border compliance (US\$)	1,385
		Extent of corporate transparency index (0–10)	3		
Getting electricity (rank)	87	✓ Paying taxes (rank)	50	Enforcing contracts (rank)	84
Score for getting electricity (0–100)	73.56	Score for paying taxes (0–100)	80.13	Score for enforcing contracts (0–100)	59.07
Procedures (number)	5	Payments (number per year)	20	Time (days)	545
Time (days)	67	Time (hours per year)	197	Cost (% of claim value)	28.9
Cost (% of income per capita)	90.4	Total tax and contribution rate (% of profit)	31.5	Quality of judicial processes index (0–18)	8.0
Reliability of supply and transparency of tariffs index (0–8)	4	Postfiling index (0–100)	79.27		
Registering property (rank)	169			Resolving insolvency (rank)	69
Score for registering property (0–100)	43.31			Score for resolving insolvency (0–100)	53.38
Procedures (number)	7			Time (years)	3.0
Time (days)	122			Cost (% of estate)	12.0
Cost (% of property value)	4.3			Recovery rate (cents on the dollar)	64.3
Quality of land administration index (0–30)	3.0			Strength of insolvency framework index (0–16)	6.0

Note: Most indicator sets refer to a case scenario in the largest business city of an economy, though for 11 economies the data are a population-weighted average for the two largest business cities. For some indicators a result of "no practice" may be recorded for an economy; see the data notes for more details. In starting a business, procedures (number), time (days) and cost (% of income per capita) are calculated as the average of both men and women. For the postfiling index, a result of "not applicable" may be recorded for an economy.

✓ Reform making it easier to do business ✗ Change making it more difficult to do business

BAHRAIN		Middle East & North Africa		GNI per capita (US\$)	
Ease of doing business rank (1–190)	62	Ease of doing business score (0–100)	69.85	Population	1,492,584
Starting a business (rank)	66	Getting credit (rank)	112	✓ Trading across borders (rank)	77
Score for starting a business (0–100)	89.57	Score for getting credit (0–100)	45.00	Score for trading across borders (0–100)	77.77
Procedures (number)	6.5	Strength of legal rights index (0–12)	1	Time to export	
Time (days)	8.5	Depth of credit information index (0–8)	8	Documentary compliance (hours)	24
Cost (% of income per capita)	1.1	Credit bureau coverage (% of adults)	28.0	Border compliance (hours)	71
Minimum capital (% of income per capita)	3.1	Credit registry coverage (% of adults)	0.0	Cost to export	
				Documentary compliance (US\$)	100
Dealing with construction permits (rank)	57	✓ Protecting minority investors (rank)	38	Border compliance (US\$)	47
Score for dealing with construction permits (0–100)	73.40	Score for protecting minority investors (0–100)	66.67	Time to import	
Procedures (number)	11	Extent of disclosure index (0–10)	8	Documentary compliance (hours)	60
Time (days)	174	Extent of director liability index (0–10)	4	Border compliance (hours)	42
Cost (% of warehouse value)	3.9	Ease of shareholder suits index (0–10)	5	Cost to import	
Building quality control index (0–15)	12.0	Extent of shareholder rights index (0–10)	9	Documentary compliance (US\$)	130
		Extent of ownership and control index (0–10)	7	Border compliance (US\$)	397
		Extent of corporate transparency index (0–10)	7		
Getting electricity (rank)	82	Paying taxes (rank)	5	Enforcing contracts (rank)	128
Score for getting electricity (0–100)	74.82	Score for paying taxes (0–100)	93.89	Score for enforcing contracts (0–100)	51.75
Procedures (number)	5	Payments (number per year)	14	Time (days)	635
Time (days)	85	Time (hours per year)	28.5	Cost (% of claim value)	14.7
Cost (% of income per capita)	61.0	Total tax and contribution rate (% of profit)	13.8	Quality of judicial processes index (0–18)	2.5
Reliability of supply and transparency of tariffs index (0–8)	5	Postfiling index (0–100)	not applicable		
Registering property (rank)	26			Resolving insolvency (rank)	93
Score for registering property (0–100)	81.07			Score for resolving insolvency (0–100)	44.57
Procedures (number)	2			Time (years)	2.5
Time (days)	31			Cost (% of estate)	9.5
Cost (% of property value)	1.7			Recovery rate (cents on the dollar)	42.2
Quality of land administration index (0–30)	17.5			Strength of insolvency framework index (0–16)	7.0
BANGLADESH		South Asia		GNI per capita (US\$)	
Ease of doing business rank (1–190)	176	Ease of doing business score (0–100)	41.97	Population	164,669,751
Starting a business (rank)	138	Getting credit (rank)	161	Trading across borders (rank)	176
Score for starting a business (0–100)	80.82	Score for getting credit (0–100)	25.00	Score for trading across borders (0–100)	31.76
Procedures (number)	9	Strength of legal rights index (0–12)	5	Time to export	
Time (days)	19.5	Depth of credit information index (0–8)	0	Documentary compliance (hours)	147
Cost (% of income per capita)	21.2	Credit bureau coverage (% of adults)	0.0	Border compliance (hours)	168
Minimum capital (% of income per capita)	0.0	Credit registry coverage (% of adults)	3.2	Cost to export	
				Documentary compliance (US\$)	225
Dealing with construction permits (rank)	138	Protecting minority investors (rank)	89	Border compliance (US\$)	408.2
Score for dealing with construction permits (0–100)	60.82	Score for protecting minority investors (0–100)	55.00	Time to import	
Procedures (number)	15.8	Extent of disclosure index (0–10)	6	Documentary compliance (hours)	144
Time (days)	273.5	Extent of director liability index (0–10)	7	Border compliance (hours)	216
Cost (% of warehouse value)	1.8	Ease of shareholder suits index (0–10)	7	Cost to import	
Building quality control index (0–15)	10.0	Extent of shareholder rights index (0–10)	5	Documentary compliance (US\$)	370
		Extent of ownership and control index (0–10)	3	Border compliance (US\$)	900
		Extent of corporate transparency index (0–10)	5		
Getting electricity (rank)	179	Paying taxes (rank)	151	Enforcing contracts (rank)	189
Score for getting electricity (0–100)	30.81	Score for paying taxes (0–100)	56.13	Score for enforcing contracts (0–100)	22.21
Procedures (number)	8.6	Payments (number per year)	33	Time (days)	1,442
Time (days)	150.2	Time (hours per year)	435	Cost (% of claim value)	66.8
Cost (% of income per capita)	2,155.9	Total tax and contribution rate (% of profit)	33.4	Quality of judicial processes index (0–18)	7.5
Reliability of supply and transparency of tariffs index (0–8)	0	Postfiling index (0–100)	44.36		
Registering property (rank)	183			Resolving insolvency (rank)	153
Score for registering property (0–100)	28.91			Score for resolving insolvency (0–100)	28.20
Procedures (number)	8			Time (years)	4.0
Time (days)	270.8			Cost (% of estate)	8.0
Cost (% of property value)	7.2			Recovery rate (cents on the dollar)	29.2
Quality of land administration index (0–30)	6.5			Strength of insolvency framework index (0–16)	4.0
BARBADOS		Latin America & Caribbean		GNI per capita (US\$)	
Ease of doing business rank (1–190)	129	Ease of doing business score (0–100)	56.78	Population	285,719
Starting a business (rank)	101	Getting credit (rank)	144	Trading across borders (rank)	132
Score for starting a business (0–100)	85.15	Score for getting credit (0–100)	30.00	Score for trading across borders (0–100)	61.88
Procedures (number)	8	Strength of legal rights index (0–12)	6	Time to export	
Time (days)	15	Depth of credit information index (0–8)	0	Documentary compliance (hours)	54
Cost (% of income per capita)	7.3	Credit bureau coverage (% of adults)	0.0	Border compliance (hours)	41
Minimum capital (% of income per capita)	0.0	Credit registry coverage (% of adults)	0.0	Cost to export	
				Documentary compliance (US\$)	109
Dealing with construction permits (rank)	154	Protecting minority investors (rank)	168	Border compliance (US\$)	350
Score for dealing with construction permits (0–100)	56.64	Score for protecting minority investors (0–100)	35.00	Time to import	
Procedures (number)	9	Extent of disclosure index (0–10)	2	Documentary compliance (hours)	74
Time (days)	442	Extent of director liability index (0–10)	2	Border compliance (hours)	104
Cost (% of warehouse value)	0.2	Ease of shareholder suits index (0–10)	7	Cost to import	
Building quality control index (0–15)	6.5	Extent of shareholder rights index (0–10)	4	Documentary compliance (US\$)	146
		Extent of ownership and control index (0–10)	1	Border compliance (US\$)	1,585
		Extent of corporate transparency index (0–10)	5		
Getting electricity (rank)	114	Paying taxes (rank)	93	Enforcing contracts (rank)	170
Score for getting electricity (0–100)	65.12	Score for paying taxes (0–100)	71.88	Score for enforcing contracts (0–100)	38.02
Procedures (number)	8	Payments (number per year)	29	Time (days)	1,340
Time (days)	88	Time (hours per year)	245	Cost (% of claim value)	19.7
Cost (% of income per capita)	61.3	Total tax and contribution rate (% of profit)	35.3	Quality of judicial processes index (0–18)	6.5
Reliability of supply and transparency of tariffs index (0–8)	6	Postfiling index (0–100)	74.08		
Registering property (rank)	129			Resolving insolvency (rank)	34
Score for registering property (0–100)	54.33			Score for resolving insolvency (0–100)	69.79
Procedures (number)	6			Time (years)	1.8
Time (days)	105			Cost (% of estate)	15.0
Cost (% of property value)	4.4			Recovery rate (cents on the dollar)	65.8
Quality of land administration index (0–30)	11.5			Strength of insolvency framework index (0–16)	11.0

Note: Most indicator sets refer to a case scenario in the largest business city of an economy, though for 11 economies the data are a population-weighted average for the two largest business cities. For some indicators a result of “no practice” may be recorded for an economy; see the data notes for more details. In starting a business, procedures (number), time (days) and cost (% of income per capita) are calculated as the average of both men and women. For the postfiling index, a result of “not applicable” may be recorded for an economy.

✓ Reform making it easier to do business ✗ Change making it more difficult to do business

BELARUS		Europe & Central Asia		GNI per capita (US\$)	
Ease of doing business rank (1–190)	37	Ease of doing business score (0–100)	75.77	Population	9,507,875
✓ Starting a business (rank)	29	Getting credit (rank)	85	Trading across borders (rank)	25
Score for starting a business (0–100)	93.39	Score for getting credit (0–100)	55.00	Score for trading across borders (0–100)	96.21
Procedures (number)	4	Strength of legal rights index (0–12)	4	Time to export	
Time (days)	9	Depth of credit information index (0–8)	7	Documentary compliance (hours)	4
Cost (% of income per capita)	0.5	Credit bureau coverage (% of adults)	0.0	Border compliance (hours)	5
Minimum capital (% of income per capita)	0.0	Credit registry coverage (% of adults)	48.8	Cost to export	
				Documentary compliance (US\$)	60
✓ Dealing with construction permits (rank)	46	Protecting minority investors (rank)	51	Border compliance (US\$)	108
Score for dealing with construction permits (0–100)	74.69	Score for protecting minority investors (0–100)	63.33	Time to import	
Procedures (number)	15	Extent of disclosure index (0–10)	7	Documentary compliance (hours)	4
Time (days)	160	Extent of director liability index (0–10)	2	Border compliance (hours)	0
Cost (% of warehouse value)	1.9	Ease of shareholder suits index (0–10)	8	Cost to import	
Building quality control index (0–15)	13.0	Extent of shareholder rights index (0–10)	6	Documentary compliance (US\$)	0
		Extent of ownership and control index (0–10)	7	Border compliance (US\$)	0
		Extent of corporate transparency index (0–10)	8		
Getting electricity (rank)	20	Paying taxes (rank)	99	Enforcing contracts (rank)	29
Score for getting electricity (0–100)	90.24	Score for paying taxes (0–100)	70.68	Score for enforcing contracts (0–100)	69.44
Procedures (number)	3	Payments (number per year)	7	Time (days)	275
Time (days)	105	Time (hours per year)	184	Cost (% of claim value)	23.4
Cost (% of income per capita)	97.8	Total tax and contribution rate (% of profit)	53.3	Quality of judicial processes index (0–18)	8.5
Reliability of supply and transparency of tariffs index (0–8)	8	Postfiling index (0–100)	50.00		
Registering property (rank)	5			Resolving insolvency (rank)	72
Score for registering property (0–100)	92.19			Score for resolving insolvency (0–100)	52.58
Procedures (number)	2			Time (years)	1.5
Time (days)	3			Cost (% of estate)	17.0
Cost (% of property value)	0.0			Recovery rate (cents on the dollar)	39.6
Quality of land administration index (0–30)	23.5			Strength of insolvency framework index (0–16)	10.0
BELGIUM		OECD high income		GNI per capita (US\$)	
Ease of doing business rank (1–190)	45	Ease of doing business score (0–100)	73.95	Population	11,372,068
Starting a business (rank)	33	✓ Getting credit (rank)	60	Trading across borders (rank)	1
Score for starting a business (0–100)	93.03	Score for getting credit (0–100)	65.00	Score for trading across borders (0–100)	100.00
Procedures (number)	4	Strength of legal rights index (0–12)	8	Time to export	
Time (days)	4	Depth of credit information index (0–8)	5	Documentary compliance (hours)	1
Cost (% of income per capita)	5.4	Credit bureau coverage (% of adults)	0.0	Border compliance (hours)	0
Minimum capital (% of income per capita)	16.0	Credit registry coverage (% of adults)	95.7	Cost to export	
				Documentary compliance (US\$)	0
Dealing with construction permits (rank)	38	Protecting minority investors (rank)	57	Border compliance (US\$)	0
Score for dealing with construction permits (0–100)	75.42	Score for protecting minority investors (0–100)	61.67	Time to import	
Procedures (number)	10	Extent of disclosure index (0–10)	8	Documentary compliance (hours)	1
Time (days)	212	Extent of director liability index (0–10)	6	Border compliance (hours)	0
Cost (% of warehouse value)	0.9	Ease of shareholder suits index (0–10)	7	Cost to import	
Building quality control index (0–15)	12.0	Extent of shareholder rights index (0–10)	5	Documentary compliance (US\$)	0
		Extent of ownership and control index (0–10)	4	Border compliance (US\$)	0
		Extent of corporate transparency index (0–10)	7		
Getting electricity (rank)	112	Paying taxes (rank)	60	Enforcing contracts (rank)	54
Score for getting electricity (0–100)	67.31	Score for paying taxes (0–100)	77.48	Score for enforcing contracts (0–100)	64.25
Procedures (number)	6	Payments (number per year)	11	Time (days)	505
Time (days)	201	Time (hours per year)	136	Cost (% of claim value)	18.0
Cost (% of income per capita)	96.1	Total tax and contribution rate (% of profit)	57.7	Quality of judicial processes index (0–18)	8.0
Reliability of supply and transparency of tariffs index (0–8)	8	Postfiling index (0–100)	83.45		
Registering property (rank)	143			✓ Resolving insolvency (rank)	8
Score for registering property (0–100)	51.41			Score for resolving insolvency (0–100)	83.88
Procedures (number)	8			Time (years)	0.9
Time (days)	56			Cost (% of estate)	3.5
Cost (% of property value)	12.7			Recovery rate (cents on the dollar)	89.1
Quality of land administration index (0–30)	22.5			Strength of insolvency framework index (0–16)	11.5
BELIZE		Latin America & Caribbean		GNI per capita (US\$)	
Ease of doing business rank (1–190)	125	Ease of doing business score (0–100)	57.13	Population	374,681
Starting a business (rank)	162	Getting credit (rank)	172	Trading across borders (rank)	111
Score for starting a business (0–100)	73.22	Score for getting credit (0–100)	20.00	Score for trading across borders (0–100)	68.13
Procedures (number)	9	Strength of legal rights index (0–12)	4	Time to export	
Time (days)	43	Depth of credit information index (0–8)	0	Documentary compliance (hours)	38
Cost (% of income per capita)	34.7	Credit bureau coverage (% of adults)	0.0	Border compliance (hours)	96
Minimum capital (% of income per capita)	0.0	Credit registry coverage (% of adults)	0.0	Cost to export	
				Documentary compliance (US\$)	28
Dealing with construction permits (rank)	119	Protecting minority investors (rank)	132	Border compliance (US\$)	710
Score for dealing with construction permits (0–100)	65.24	Score for protecting minority investors (0–100)	43.33	Time to import	
Procedures (number)	16	Extent of disclosure index (0–10)	3	Documentary compliance (hours)	36
Time (days)	127	Extent of director liability index (0–10)	4	Border compliance (hours)	48
Cost (% of warehouse value)	2.5	Ease of shareholder suits index (0–10)	7	Cost to import	
Building quality control index (0–15)	7.0	Extent of shareholder rights index (0–10)	6	Documentary compliance (US\$)	75
		Extent of ownership and control index (0–10)	1	Border compliance (US\$)	688
		Extent of corporate transparency index (0–10)	5		
Getting electricity (rank)	91	Paying taxes (rank)	52	Enforcing contracts (rank)	133
Score for getting electricity (0–100)	72.96	Score for paying taxes (0–100)	79.90	Score for enforcing contracts (0–100)	50.11
Procedures (number)	5	Payments (number per year)	29	Time (days)	892
Time (days)	66	Time (hours per year)	147	Cost (% of claim value)	27.5
Cost (% of income per capita)	321.3	Total tax and contribution rate (% of profit)	31.1	Quality of judicial processes index (0–18)	8.0
Reliability of supply and transparency of tariffs index (0–8)	4	Postfiling index (0–100)	85.09		
Registering property (rank)	135			Resolving insolvency (rank)	87
Score for registering property (0–100)	52.42			Score for resolving insolvency (0–100)	45.94
Procedures (number)	9			Time (years)	2.0
Time (days)	60			Cost (% of estate)	22.5
Cost (% of property value)	4.8			Recovery rate (cents on the dollar)	56.3
Quality of land administration index (0–30)	11.0			Strength of insolvency framework index (0–16)	5.0

Note: Most indicator sets refer to a case scenario in the largest business city of an economy, though for 11 economies the data are a population-weighted average for the two largest business cities. For some indicators a result of “no practice” may be recorded for an economy; see the data notes for more details. In starting a business, procedures (number), time (days) and cost (% of income per capita) are calculated as the average of both men and women. For the postfiling index, a result of “not applicable” may be recorded for an economy.

✓ Reform making it easier to do business ✗ Change making it more difficult to do business

BENIN		Sub-Saharan Africa		GNI per capita (US\$)	
Ease of doing business rank (1–190)	153	Ease of doing business score (0–100)	51.42	Population	11,175,692
Starting a business (rank)	61	✓ Getting credit (rank)	144	Trading across borders (rank)	107
Score for starting a business (0–100)	90.60	Score for getting credit (0–100)	30.00	Score for trading across borders (0–100)	68.94
Procedures (number)	5.5	Strength of legal rights index (0–12)	6	Time to export	
Time (days)	8.5	Depth of credit information index (0–8)	0	Documentary compliance (hours)	48
Cost (% of income per capita)	3.6	Credit bureau coverage (% of adults)	0.0	Border compliance (hours)	78
Minimum capital (% of income per capita)	5.2	Credit registry coverage (% of adults)	0.8	Cost to export	
				Documentary compliance (US\$)	80
Dealing with construction permits (rank)	51	Protecting minority investors (rank)	149	Border compliance (US\$)	354
Score for dealing with construction permits (0–100)	73.95	Score for protecting minority investors (0–100)	40.00	Time to import	
Procedures (number)	13	Extent of disclosure index (0–10)	7	Documentary compliance (hours)	59
Time (days)	88	Extent of director liability index (0–10)	1	Border compliance (hours)	82
Cost (% of warehouse value)	2.9	Ease of shareholder suits index (0–10)	5	Cost to import	
Building quality control index (0–15)	9.0	Extent of shareholder rights index (0–10)	4	Documentary compliance (US\$)	110
		Extent of ownership and control index (0–10)	3	Border compliance (US\$)	599
		Extent of corporate transparency index (0–10)	4		
Getting electricity (rank)	176	Paying taxes (rank)	176	✓ Enforcing contracts (rank)	171
Score for getting electricity (0–100)	33.84	Score for getting credit (0–100)	44.73	Score for enforcing contracts (0–100)	37.27
Procedures (number)	5	Payments (number per year)	57	Time (days)	750
Time (days)	90	Time (hours per year)	270	Cost (% of claim value)	64.7
Cost (% of income per capita)	11,987.0	Total tax and contribution rate (% of profit)	57.4	Quality of judicial processes index (0–18)	6.5
Reliability of supply and transparency of tariffs index (0–8)	0	Postfiling index (0–100)	49.31		
Registering property (rank)	130			Resolving insolvency (rank)	110
Score for registering property (0–100)	54.19			Score for resolving insolvency (0–100)	40.68
Procedures (number)	4			Time (years)	4.0
Time (days)	120			Cost (% of estate)	21.5
Cost (% of property value)	3.4			Recovery rate (cents on the dollar)	23.3
Quality of land administration index (0–30)	6.5			Strength of insolvency framework index (0–16)	9.0
BHUTAN		South Asia		GNI per capita (US\$)	
Ease of doing business rank (1–190)	81	Ease of doing business score (0–100)	66.08	Population	807,610
Starting a business (rank)	91	Getting credit (rank)	85	Trading across borders (rank)	28
Score for starting a business (0–100)	86.38	Score for getting credit (0–100)	55.00	Score for trading across borders (0–100)	94.25
Procedures (number)	8	Strength of legal rights index (0–12)	4	Time to export	
Time (days)	12	Depth of credit information index (0–8)	7	Documentary compliance (hours)	9
Cost (% of income per capita)	3.5	Credit bureau coverage (% of adults)	35.9	Border compliance (hours)	5
Minimum capital (% of income per capita)	0.0	Credit registry coverage (% of adults)	0.0	Cost to export	
				Documentary compliance (US\$)	50
Dealing with construction permits (rank)	88	Protecting minority investors (rank)	125	Border compliance (US\$)	59
Score for dealing with construction permits (0–100)	68.85	Score for protecting minority investors (0–100)	46.67	Time to import	
Procedures (number)	21	Extent of disclosure index (0–10)	4	Documentary compliance (hours)	8
Time (days)	150	Extent of director liability index (0–10)	4	Border compliance (hours)	5
Cost (% of warehouse value)	1.0	Ease of shareholder suits index (0–10)	6	Cost to import	
Building quality control index (0–15)	12.0	Extent of shareholder rights index (0–10)	4	Documentary compliance (US\$)	50
		Extent of ownership and control index (0–10)	5	Border compliance (US\$)	110
		Extent of corporate transparency index (0–10)	5		
Getting electricity (rank)	73	✓ Paying taxes (rank)	15	Enforcing contracts (rank)	28
Score for getting electricity (0–100)	77.39	Score for getting credit (0–100)	89.28	Score for enforcing contracts (0–100)	69.99
Procedures (number)	4	Payments (number per year)	18	Time (days)	225
Time (days)	61	Time (hours per year)	52	Cost (% of claim value)	23.1
Cost (% of income per capita)	412.3	Total tax and contribution rate (% of profit)	35.3	Quality of judicial processes index (0–18)	8.0
Reliability of supply and transparency of tariffs index (0–8)	4	Postfiling index (0–100)	95.50		
Registering property (rank)	54			Resolving insolvency (rank)	168
Score for registering property (0–100)	72.99			Score for resolving insolvency (0–100)	0.00
Procedures (number)	3			Time (years)	no practice
Time (days)	77			Cost (% of estate)	no practice
Cost (% of property value)	5.0			Recovery rate (cents on the dollar)	0.0
Quality of land administration index (0–30)	23.5			Strength of insolvency framework index (0–16)	0.0
BOLIVIA		Latin America & Caribbean		GNI per capita (US\$)	
Ease of doing business rank (1–190)	156	Ease of doing business score (0–100)	50.32	Population	11,051,600
✓ Starting a business (rank)	178	Getting credit (rank)	134	Trading across borders (rank)	96
Score for starting a business (0–100)	64.33	Score for getting credit (0–100)	35.00	Score for trading across borders (0–100)	71.59
Procedures (number)	14	Strength of legal rights index (0–12)	0	Time to export	
Time (days)	43.5	Depth of credit information index (0–8)	7	Documentary compliance (hours)	144
Cost (% of income per capita)	46.0	Credit bureau coverage (% of adults)	52.9	Border compliance (hours)	48
Minimum capital (% of income per capita)	0.0	Credit registry coverage (% of adults)	17.6	Cost to export	
				Documentary compliance (US\$)	25
Dealing with construction permits (rank)	160	Protecting minority investors (rank)	149	Border compliance (US\$)	65
Score for dealing with construction permits (0–100)	55.69	Score for protecting minority investors (0–100)	40.00	Time to import	
Procedures (number)	13	Extent of disclosure index (0–10)	1	Documentary compliance (hours)	72
Time (days)	322	Extent of director liability index (0–10)	5	Border compliance (hours)	114
Cost (% of warehouse value)	1.3	Ease of shareholder suits index (0–10)	6	Cost to import	
Building quality control index (0–15)	7.0	Extent of shareholder rights index (0–10)	6	Documentary compliance (US\$)	30
		Extent of ownership and control index (0–10)	2	Border compliance (US\$)	315
		Extent of corporate transparency index (0–10)	4		
Getting electricity (rank)	111	Paying taxes (rank)	186	Enforcing contracts (rank)	113
Score for getting electricity (0–100)	68.17	Score for getting credit (0–100)	21.62	Score for enforcing contracts (0–100)	54.65
Procedures (number)	8	Payments (number per year)	42	Time (days)	591
Time (days)	42	Time (hours per year)	1,025	Cost (% of claim value)	25.0
Cost (% of income per capita)	691.3	Total tax and contribution rate (% of profit)	83.7	Quality of judicial processes index (0–18)	5.5
Reliability of supply and transparency of tariffs index (0–8)	6	Postfiling index (0–100)	50.00		
Registering property (rank)	148			Resolving insolvency (rank)	102
Score for registering property (0–100)	49.90			Score for resolving insolvency (0–100)	42.26
Procedures (number)	7			Time (years)	1.8
Time (days)	90			Cost (% of estate)	14.5
Cost (% of property value)	4.7			Recovery rate (cents on the dollar)	40.8
Quality of land administration index (0–30)	7.0			Strength of insolvency framework index (0–16)	6.5

Note: Most indicator sets refer to a case scenario in the largest business city of an economy, though for 11 economies the data are a population-weighted average for the two largest business cities. For some indicators a result of “no practice” may be recorded for an economy; see the data notes for more details. In starting a business, procedures (number), time (days) and cost (% of income per capita) are calculated as the average of both men and women. For the postfiling index, a result of “not applicable” may be recorded for an economy.

✓ Reform making it easier to do business ✗ Change making it more difficult to do business

BOSNIA AND HERZEGOVINA		Europe & Central Asia		GNI per capita (US\$)	
Ease of doing business rank (1–190)	89	Ease of doing business score (0–100)	63.82	Population	3,507,017
Starting a business (rank)	183	Getting credit (rank)	60	Trading across borders (rank)	37
Score for starting a business (0–100)	59.57	Score for getting credit (0–100)	65.00	Score for trading across borders (0–100)	91.87
Procedures (number)	13	Strength of legal rights index (0–12)	7	Time to export	
Time (days)	81	Depth of credit information index (0–8)	6	Documentary compliance (hours)	4
Cost (% of income per capita)	14.9	Credit bureau coverage (% of adults)	12.9	Border compliance (hours)	5
Minimum capital (% of income per capita)	11.1	Credit registry coverage (% of adults)	43.7	Cost to export	
				Documentary compliance (US\$)	92
Dealing with construction permits (rank)	167	Protecting minority investors (rank)	72	Border compliance (US\$)	106
Score for dealing with construction permits (0–100)	53.22	Score for protecting minority investors (0–100)	58.33	Time to import	
Procedures (number)	16	Extent of disclosure index (0–10)	3	Documentary compliance (hours)	8
Time (days)	193	Extent of director liability index (0–10)	6	Border compliance (hours)	6
Cost (% of warehouse value)	16.3	Ease of shareholder suits index (0–10)	5	Cost to import	
Building quality control index (0–15)	13.0	Extent of shareholder rights index (0–10)	8	Documentary compliance (US\$)	97
		Extent of ownership and control index (0–10)	6	Border compliance (US\$)	109
		Extent of corporate transparency index (0–10)	7		
Getting electricity (rank)	130	Paying taxes (rank)	139	Enforcing contracts (rank)	75
Score for getting electricity (0–100)	60.26	Score for paying taxes (0–100)	60.43	Score for enforcing contracts (0–100)	59.67
Procedures (number)	8	Payments (number per year)	33	Time (days)	595
Time (days)	125	Time (hours per year)	411	Cost (% of claim value)	36.0
Cost (% of income per capita)	332.6	Total tax and contribution rate (% of profit)	23.7	Quality of judicial processes index (0–18)	10.5
Reliability of supply and transparency of tariffs index (0–8)	6	Postfiling index (0–100)	47.68		
Registering property (rank)	99			Resolving insolvency (rank)	37
Score for registering property (0–100)	61.99			Score for resolving insolvency (0–100)	67.83
Procedures (number)	7			Time (years)	3.3
Time (days)	24			Cost (% of estate)	9.0
Cost (% of property value)	5.2			Recovery rate (cents on the dollar)	38.9
Quality of land administration index (0–30)	13.0			Strength of insolvency framework index (0–16)	15.0
BOTSWANA		Sub-Saharan Africa		GNI per capita (US\$)	
Ease of doing business rank (1–190)	86	Ease of doing business score (0–100)	65.40	Population	2,291,661
Starting a business (rank)	157	Getting credit (rank)	85	Trading across borders (rank)	55
Score for starting a business (0–100)	76.22	Score for getting credit (0–100)	55.00	Score for trading across borders (0–100)	86.65
Procedures (number)	9	Strength of legal rights index (0–12)	5	Time to export	
Time (days)	48	Depth of credit information index (0–8)	6	Documentary compliance (hours)	18
Cost (% of income per capita)	0.6	Credit bureau coverage (% of adults)	53.6	Border compliance (hours)	5
Minimum capital (% of income per capita)	0.0	Credit registry coverage (% of adults)	0.0	Cost to export	
				Documentary compliance (US\$)	179
✓ Dealing with construction permits (rank)	31	Protecting minority investors (rank)	83	Border compliance (US\$)	317
Score for dealing with construction permits (0–100)	76.58	Score for protecting minority investors (0–100)	56.67	Time to import	
Procedures (number)	15	Extent of disclosure index (0–10)	7	Documentary compliance (hours)	3
Time (days)	102	Extent of director liability index (0–10)	8	Border compliance (hours)	4
Cost (% of warehouse value)	0.4	Ease of shareholder suits index (0–10)	3	Cost to import	
Building quality control index (0–15)	10.5	Extent of shareholder rights index (0–10)	6	Documentary compliance (US\$)	67
		Extent of ownership and control index (0–10)	3	Border compliance (US\$)	98
		Extent of corporate transparency index (0–10)	7		
Getting electricity (rank)	133	Paying taxes (rank)	51	Enforcing contracts (rank)	134
Score for getting electricity (0–100)	59.43	Score for paying taxes (0–100)	80.01	Score for enforcing contracts (0–100)	49.99
Procedures (number)	5	Payments (number per year)	34	Time (days)	660
Time (days)	77	Time (hours per year)	120	Cost (% of claim value)	39.8
Cost (% of income per capita)	266.5	Total tax and contribution rate (% of profit)	25.1	Quality of judicial processes index (0–18)	7.0
Reliability of supply and transparency of tariffs index (0–8)	0	Postfiling index (0–100)	82.70		
Registering property (rank)	80			Resolving insolvency (rank)	81
Score for registering property (0–100)	65.43			Score for resolving insolvency (0–100)	47.99
Procedures (number)	4			Time (years)	1.7
Time (days)	27			Cost (% of estate)	18.0
Cost (% of property value)	5.1			Recovery rate (cents on the dollar)	65.9
Quality of land administration index (0–30)	10.0			Strength of insolvency framework index (0–16)	4.0
BRAZIL		Latin America & Caribbean		GNI per capita (US\$)	
Ease of doing business rank (1–190)	109	Ease of doing business score (0–100)	60.01	Population	209,288,278
✓ Starting a business (rank)	140	✓ Getting credit (rank)	99	✓ Trading across borders (rank)	106
Score for starting a business (0–100)	80.23	Score for getting credit (0–100)	50.00	Score for trading across borders (0–100)	69.85
Procedures (number)	10.6	Strength of legal rights index (0–12)	2	Time to export	
Time (days)	20.5	Depth of credit information index (0–8)	8	Documentary compliance (hours)	12
Cost (% of income per capita)	5.0	Credit bureau coverage (% of adults)	80.5	Border compliance (hours)	49
Minimum capital (% of income per capita)	0.0	Credit registry coverage (% of adults)	78.7	Cost to export	
				Documentary compliance (US\$)	226.4
Dealing with construction permits (rank)	175	Protecting minority investors (rank)	48	Border compliance (US\$)	862
Score for dealing with construction permits (0–100)	49.86	Score for protecting minority investors (0–100)	65.00	Time to import	
Procedures (number)	19.2	Extent of disclosure index (0–10)	5	Documentary compliance (hours)	24
Time (days)	434	Extent of director liability index (0–10)	8	Border compliance (hours)	30
Cost (% of warehouse value)	0.7	Ease of shareholder suits index (0–10)	4	Cost to import	
Building quality control index (0–15)	9.0	Extent of shareholder rights index (0–10)	7	Documentary compliance (US\$)	106.9
		Extent of ownership and control index (0–10)	6	Border compliance (US\$)	375
		Extent of corporate transparency index (0–10)	9		
✓ Getting electricity (rank)	40	Paying taxes (rank)	184	Enforcing contracts (rank)	48
Score for getting electricity (0–100)	84.37	Score for paying taxes (0–100)	34.40	Score for enforcing contracts (0–100)	66.00
Procedures (number)	4	Payments (number per year)	10	Time (days)	731
Time (days)	64.4	Time (hours per year)	1,958	Cost (% of claim value)	22.0
Cost (% of income per capita)	52.5	Total tax and contribution rate (% of profit)	65.1	Quality of judicial processes index (0–18)	13.1
Reliability of supply and transparency of tariffs index (0–8)	6	Postfiling index (0–100)	7.80		
✗ Registering property (rank)	137			Resolving insolvency (rank)	77
Score for registering property (0–100)	51.94			Score for resolving insolvency (0–100)	48.48
Procedures (number)	13.6			Time (years)	4.0
Time (days)	31.4			Cost (% of estate)	12.0
Cost (% of property value)	3.6			Recovery rate (cents on the dollar)	14.6
Quality of land administration index (0–30)	13.8			Strength of insolvency framework index (0–16)	13.0

Note: Most indicator sets refer to a case scenario in the largest business city of an economy, though for 11 economies the data are a population-weighted average for the two largest business cities. For some indicators a result of “no practice” may be recorded for an economy; see the data notes for more details. In starting a business, procedures (number), time (days) and cost (% of income per capita) are calculated as the average of both men and women. For the postfiling index, a result of “not applicable” may be recorded for an economy.

✓ Reform making it easier to do business ✗ Change making it more difficult to do business

BRUNEI DARUSSALAM		East Asia & Pacific		GNI per capita (US\$)	
Ease of doing business rank (1–190)	55	Ease of doing business score (0–100)	72.03	Population	428,697
✓ Starting a business (rank)	16	✓ Getting credit (rank)	1	Trading across borders (rank)	149
Score for starting a business (0–100)	94.92	Score for getting credit (0–100)	100.00	Score for trading across borders (0–100)	58.70
Procedures (number)	3.5	Strength of legal rights index (0–12)	12	Time to export	
Time (days)	5.5	Depth of credit information index (0–8)	8	Documentary compliance (hours)	155
Cost (% of income per capita)	1.2	Credit bureau coverage (% of adults)	0.0	Border compliance (hours)	117
Minimum capital (% of income per capita)	0.0	Credit registry coverage (% of adults)	75.2	Cost to export	
				Documentary compliance (US\$)	90
Dealing with construction permits (rank)	55	Protecting minority investors (rank)	48	Border compliance (US\$)	340
Score for dealing with construction permits (0–100)	73.49	Score for protecting minority investors (0–100)	65.00	Time to import	
Procedures (number)	20	Extent of disclosure index (0–10)	4	Documentary compliance (hours)	132
Time (days)	83	Extent of director liability index (0–10)	8	Border compliance (hours)	48
Cost (% of warehouse value)	1.9	Ease of shareholder suits index (0–10)	8	Cost to import	
Building quality control index (0–15)	12.0	Extent of shareholder rights index (0–10)	7	Documentary compliance (US\$)	50
		Extent of ownership and control index (0–10)	4	Border compliance (US\$)	395
		Extent of corporate transparency index (0–10)	8		
✓ Getting electricity (rank)	31	Paying taxes (rank)	84	Enforcing contracts (rank)	67
Score for getting electricity (0–100)	86.57	Score for getting credit (0–100)	74.03	Score for enforcing contracts (0–100)	60.95
Procedures (number)	5	Payments (number per year)	5	Time (days)	540
Time (days)	35	Time (hours per year)	52.5	Cost (% of claim value)	36.6
Cost (% of income per capita)	40.1	Total tax and contribution rate (% of profit)	8.0	Quality of judicial processes index (0–18)	10.5
Reliability of supply and transparency of tariffs index (0–8)	7	Postfiling index (0–100)	0.00		
Registering property (rank)	142			Resolving insolvency (rank)	64
Score for registering property (0–100)	51.48			Score for resolving insolvency (0–100)	55.11
Procedures (number)	7			Time (years)	2.5
Time (days)	298.5			Cost (% of estate)	3.5
Cost (% of property value)	0.6			Recovery rate (cents on the dollar)	47.2
Quality of land administration index (0–30)	18.0			Strength of insolvency framework index (0–16)	9.5
BULGARIA		Europe & Central Asia		GNI per capita (US\$)	
Ease of doing business rank (1–190)	59	Ease of doing business score (0–100)	71.24	Population	7,075,991
Starting a business (rank)	99	Getting credit (rank)	60	Trading across borders (rank)	21
Score for starting a business (0–100)	85.38	Score for getting credit (0–100)	65.00	Score for trading across borders (0–100)	97.41
Procedures (number)	7	Strength of legal rights index (0–12)	8	Time to export	
Time (days)	23	Depth of credit information index (0–8)	5	Documentary compliance (hours)	2
Cost (% of income per capita)	1.1	Credit bureau coverage (% of adults)	0.0	Border compliance (hours)	4
Minimum capital (% of income per capita)	0.0	Credit registry coverage (% of adults)	75.4	Cost to export	
				Documentary compliance (US\$)	52
Dealing with construction permits (rank)	37	Protecting minority investors (rank)	33	Border compliance (US\$)	55
Score for dealing with construction permits (0–100)	75.46	Score for protecting minority investors (0–100)	68.33	Time to import	
Procedures (number)	18	Extent of disclosure index (0–10)	10	Documentary compliance (hours)	1
Time (days)	97	Extent of director liability index (0–10)	2	Border compliance (hours)	1
Cost (% of warehouse value)	3.8	Ease of shareholder suits index (0–10)	8	Cost to import	
Building quality control index (0–15)	14.0	Extent of shareholder rights index (0–10)	8	Documentary compliance (US\$)	0
		Extent of ownership and control index (0–10)	4	Border compliance (US\$)	0
		Extent of corporate transparency index (0–10)	9		
Getting electricity (rank)	147	Paying taxes (rank)	92	Enforcing contracts (rank)	42
Score for getting electricity (0–100)	54.93	Score for getting credit (0–100)	72.00	Score for enforcing contracts (0–100)	67.04
Procedures (number)	6	Payments (number per year)	14	Time (days)	564
Time (days)	262	Time (hours per year)	453	Cost (% of claim value)	18.6
Cost (% of income per capita)	428.8	Total tax and contribution rate (% of profit)	27.7	Quality of judicial processes index (0–18)	10.5
Reliability of supply and transparency of tariffs index (0–8)	6	Postfiling index (0–100)	71.02		
Registering property (rank)	67			Resolving insolvency (rank)	56
Score for registering property (0–100)	69.32			Score for resolving insolvency (0–100)	57.52
Procedures (number)	8			Time (years)	3.3
Time (days)	19			Cost (% of estate)	9.0
Cost (% of property value)	2.9			Recovery rate (cents on the dollar)	37.2
Quality of land administration index (0–30)	19.0			Strength of insolvency framework index (0–16)	12.0
BURKINA FASO		Sub-Saharan Africa		GNI per capita (US\$)	
Ease of doing business rank (1–190)	151	Ease of doing business score (0–100)	51.57	Population	19,193,382
Starting a business (rank)	79	Getting credit (rank)	144	Trading across borders (rank)	120
Score for starting a business (0–100)	88.19	Score for getting credit (0–100)	30.00	Score for trading across borders (0–100)	66.58
Procedures (number)	3	Strength of legal rights index (0–12)	6	Time to export	
Time (days)	13	Depth of credit information index (0–8)	0	Documentary compliance (hours)	84
Cost (% of income per capita)	42.5	Credit bureau coverage (% of adults)	1.1	Border compliance (hours)	75
Minimum capital (% of income per capita)	6.6	Credit registry coverage (% of adults)	0.5	Cost to export	
				Documentary compliance (US\$)	86
Dealing with construction permits (rank)	58	Protecting minority investors (rank)	149	Border compliance (US\$)	261
Score for dealing with construction permits (0–100)	73.25	Score for protecting minority investors (0–100)	40.00	Time to import	
Procedures (number)	14	Extent of disclosure index (0–10)	7	Documentary compliance (hours)	96
Time (days)	121	Extent of director liability index (0–10)	1	Border compliance (hours)	102
Cost (% of warehouse value)	4.7	Ease of shareholder suits index (0–10)	5	Cost to import	
Building quality control index (0–15)	12.0	Extent of shareholder rights index (0–10)	4	Documentary compliance (US\$)	197
		Extent of ownership and control index (0–10)	3	Border compliance (US\$)	265
		Extent of corporate transparency index (0–10)	4		
Getting electricity (rank)	181	Paying taxes (rank)	153	✓ Enforcing contracts (rank)	165
Score for getting electricity (0–100)	29.42	Score for getting credit (0–100)	55.89	Score for enforcing contracts (0–100)	41.05
Procedures (number)	4	Payments (number per year)	45	Time (days)	446
Time (days)	169	Time (hours per year)	270	Cost (% of claim value)	81.7
Cost (% of income per capita)	9,353.5	Total tax and contribution rate (% of profit)	41.3	Quality of judicial processes index (0–18)	7.5
Reliability of supply and transparency of tariffs index (0–8)	0	Postfiling index (0–100)	49.31		
Registering property (rank)	145			Resolving insolvency (rank)	107
Score for registering property (0–100)	50.47			Score for resolving insolvency (0–100)	40.90
Procedures (number)	4			Time (years)	4.0
Time (days)	67			Cost (% of estate)	21.0
Cost (% of property value)	12.0			Recovery rate (cents on the dollar)	23.7
Quality of land administration index (0–30)	11.5			Strength of insolvency framework index (0–16)	9.0

Note: Most indicator sets refer to a case scenario in the largest business city of an economy, though for 11 economies the data are a population-weighted average for the two largest business cities. For some indicators a result of “no practice” may be recorded for an economy; see the data notes for more details. In starting a business, procedures (number), time (days) and cost (% of income per capita) are calculated as the average of both men and women. For the postfiling index, a result of “not applicable” may be recorded for an economy.

✓ Reform making it easier to do business ✗ Change making it more difficult to do business

BURUNDI		Sub-Saharan Africa		GNI per capita (US\$)	
Ease of doing business rank (1–190)	168	Ease of doing business score (0–100)	47.41	Population	10,864,245
✓ Starting a business (rank)	17	Getting credit (rank)	178	Trading across borders (rank)	169
Score for starting a business (0–100)	94.84	Score for getting credit (0–100)	10.00	Score for trading across borders (0–100)	47.34
Procedures (number)	3	Strength of legal rights index (0–12)	2	Time to export	
Time (days)	4	Depth of credit information index (0–8)	0	Documentary compliance (hours)	120
Cost (% of income per capita)	10.7	Credit bureau coverage (% of adults)	0.0	Border compliance (hours)	59
Minimum capital (% of income per capita)	0.0	Credit registry coverage (% of adults)	4.0	Cost to export	
				Documentary compliance (US\$)	150
✓ Dealing with construction permits (rank)	162	Protecting minority investors (rank)	132	Border compliance (US\$)	109
Score for dealing with construction permits (0–100)	55.14	Score for protecting minority investors (0–100)	43.33	Time to import	
Procedures (number)	15	Extent of disclosure index (0–10)	8	Documentary compliance (hours)	180
Time (days)	70	Extent of director liability index (0–10)	7	Border compliance (hours)	154
Cost (% of warehouse value)	10.7	Ease of shareholder suits index (0–10)	2	Cost to import	
Building quality control index (0–15)	4.0	Extent of shareholder rights index (0–10)	6	Documentary compliance (US\$)	1,025
		Extent of ownership and control index (0–10)	1	Border compliance (US\$)	444
		Extent of corporate transparency index (0–10)	2		
Getting electricity (rank)	183	Paying taxes (rank)	138	Enforcing contracts (rank)	158
Score for getting electricity (0–100)	26.45	Score for paying taxes (0–100)	60.87	Score for enforcing contracts (0–100)	42.97
Procedures (number)	5	Payments (number per year)	24	Time (days)	832
Time (days)	158	Time (hours per year)	232	Cost (% of claim value)	36.1
Cost (% of income per capita)	13,108.3	Total tax and contribution rate (% of profit)	41.2	Quality of judicial processes index (0–18)	5.0
Reliability of supply and transparency of tariffs index (0–8)	0	Postfiling index (0–100)	28.21	✓ Resolving insolvency (rank)	147
Registering property (rank)	97			Score for resolving insolvency (0–100)	30.61
Score for registering property (0–100)	62.58			Time (years)	5.0
Procedures (number)	5			Cost (% of estate)	30.0
Time (days)	23			Recovery rate (cents on the dollar)	7.5
Cost (% of property value)	3.1			Strength of insolvency framework index (0–16)	8.5
Quality of land administration index (0–30)	4.5				
CABO VERDE		Sub-Saharan Africa		GNI per capita (US\$)	
Ease of doing business rank (1–190)	131	Ease of doing business score (0–100)	55.95	Population	546,388
Starting a business (rank)	116	Getting credit (rank)	134	Trading across borders (rank)	114
Score for starting a business (0–100)	83.51	Score for getting credit (0–100)	35.00	Score for trading across borders (0–100)	67.41
Procedures (number)	8	Strength of legal rights index (0–12)	1	Time to export	
Time (days)	18	Depth of credit information index (0–8)	6	Documentary compliance (hours)	24
Cost (% of income per capita)	14.4	Credit bureau coverage (% of adults)	0.0	Border compliance (hours)	72
Minimum capital (% of income per capita)	0.0	Credit registry coverage (% of adults)	19.9	Cost to export	
				Documentary compliance (US\$)	125
Dealing with construction permits (rank)	43	Protecting minority investors (rank)	165	Border compliance (US\$)	780
Score for dealing with construction permits (0–100)	75.01	Score for protecting minority investors (0–100)	36.67	Time to import	
Procedures (number)	16	Extent of disclosure index (0–10)	1	Documentary compliance (hours)	24
Time (days)	108	Extent of director liability index (0–10)	5	Border compliance (hours)	60
Cost (% of warehouse value)	1.1	Ease of shareholder suits index (0–10)	6	Cost to import	
Building quality control index (0–15)	11.0	Extent of shareholder rights index (0–10)	3	Documentary compliance (US\$)	125
		Extent of ownership and control index (0–10)	5	Border compliance (US\$)	588
		Extent of corporate transparency index (0–10)	2		
Getting electricity (rank)	155	Paying taxes (rank)	77	Enforcing contracts (rank)	45
Score for getting electricity (0–100)	53.50	Score for paying taxes (0–100)	75.02	Score for enforcing contracts (0–100)	66.69
Procedures (number)	7	Payments (number per year)	30	Time (days)	425
Time (days)	88	Time (hours per year)	180	Cost (% of claim value)	19.8
Cost (% of income per capita)	1,127.4	Total tax and contribution rate (% of profit)	37.0	Quality of judicial processes index (0–18)	8.5
Reliability of supply and transparency of tariffs index (0–8)	2	Postfiling index (0–100)	80.65	Resolving insolvency (rank)	168
Registering property (rank)	70			Score for resolving insolvency (0–100)	0.00
Score for registering property (0–100)	66.65			Time (years)	no practice
Procedures (number)	6			Cost (% of estate)	no practice
Time (days)	22			Recovery rate (cents on the dollar)	0.0
Cost (% of property value)	2.3			Strength of insolvency framework index (0–16)	0.0
Quality of land administration index (0–30)	10.0				
CAMBODIA		East Asia & Pacific		GNI per capita (US\$)	
Ease of doing business rank (1–190)	138	Ease of doing business score (0–100)	54.80	Population	16,005,373
Starting a business (rank)	185	Getting credit (rank)	22	Trading across borders (rank)	115
Score for starting a business (0–100)	52.80	Score for getting credit (0–100)	80.00	Score for trading across borders (0–100)	67.28
Procedures (number)	9	Strength of legal rights index (0–12)	10	Time to export	
Time (days)	99	Depth of credit information index (0–8)	6	Documentary compliance (hours)	132
Cost (% of income per capita)	47.4	Credit bureau coverage (% of adults)	50.4	Border compliance (hours)	48
Minimum capital (% of income per capita)	76.2	Credit registry coverage (% of adults)	0.0	Cost to export	
				Documentary compliance (US\$)	100
✓ Dealing with construction permits (rank)	179	Protecting minority investors (rank)	110	Border compliance (US\$)	375
Score for dealing with construction permits (0–100)	44.23	Score for protecting minority investors (0–100)	50.00	Time to import	
Procedures (number)	20	Extent of disclosure index (0–10)	6	Documentary compliance (hours)	132
Time (days)	652	Extent of director liability index (0–10)	10	Border compliance (hours)	8
Cost (% of warehouse value)	3.3	Ease of shareholder suits index (0–10)	4	Cost to import	
Building quality control index (0–15)	8.0	Extent of shareholder rights index (0–10)	1	Documentary compliance (US\$)	120
		Extent of ownership and control index (0–10)	3	Border compliance (US\$)	240
		Extent of corporate transparency index (0–10)	6		
Getting electricity (rank)	141	Paying taxes (rank)	137	Enforcing contracts (rank)	182
Score for getting electricity (0–100)	57.04	Score for paying taxes (0–100)	61.28	Score for enforcing contracts (0–100)	31.75
Procedures (number)	4	Payments (number per year)	40	Time (days)	483
Time (days)	179	Time (hours per year)	173	Cost (% of claim value)	103.4
Cost (% of income per capita)	1,837.4	Total tax and contribution rate (% of profit)	21.7	Quality of judicial processes index (0–18)	4.5
Reliability of supply and transparency of tariffs index (0–8)	3	Postfiling index (0–100)	25.97	Resolving insolvency (rank)	79
Registering property (rank)	124			Score for resolving insolvency (0–100)	48.43
Score for registering property (0–100)	55.16			Time (years)	6.0
Procedures (number)	7			Cost (% of estate)	18.0
Time (days)	55			Recovery rate (cents on the dollar)	14.5
Cost (% of property value)	4.3			Strength of insolvency framework index (0–16)	13.0
Quality of land administration index (0–30)	7.5				

Note: Most indicator sets refer to a case scenario in the largest business city of an economy, though for 11 economies the data are a population-weighted average for the two largest business cities. For some indicators a result of “no practice” may be recorded for an economy; see the data notes for more details. In starting a business, procedures (number), time (days) and cost (% of income per capita) are calculated as the average of both men and women. For the postfiling index, a result of “not applicable” may be recorded for an economy.

✓ Reform making it easier to do business ✗ Change making it more difficult to do business

CAMEROON		Sub-Saharan Africa		GNI per capita (US\$)	
Ease of doing business rank (1–190)	166	Ease of doing business score (0–100)	47.78	Population	24,053,727
✓ Starting a business (rank)	92	Getting credit (rank)	73	Trading across borders (rank)	186
Score for starting a business (0–100)	86.26	Score for getting credit (0–100)	60.00	Score for trading across borders (0–100)	15.99
Procedures (number)	5.5	Strength of legal rights index (0–12)	6	Time to export	
Time (days)	13.5	Depth of credit information index (0–8)	6	Documentary compliance (hours)	66
Cost (% of income per capita)	24.8	Credit bureau coverage (% of adults)	0.0	Border compliance (hours)	202
Minimum capital (% of income per capita)	12.1	Credit registry coverage (% of adults)	11.1	Cost to export	
				Documentary compliance (US\$)	306
Dealing with construction permits (rank)	132	Protecting minority investors (rank)	140	Border compliance (US\$)	983
Score for dealing with construction permits (0–100)	62.04	Score for protecting minority investors (0–100)	41.67	Time to import	
Procedures (number)	15	Extent of disclosure index (0–10)	7	Documentary compliance (hours)	163
Time (days)	135	Extent of director liability index (0–10)	1	Border compliance (hours)	271
Cost (% of warehouse value)	13.4	Ease of shareholder suits index (0–10)	6	Cost to import	
Building quality control index (0–15)	13.0	Extent of shareholder rights index (0–10)	4	Documentary compliance (US\$)	849
		Extent of ownership and control index (0–10)	3	Border compliance (US\$)	1,407
		Extent of corporate transparency index (0–10)	4		
Getting electricity (rank)	129	Paying taxes (rank)	182	✓ Enforcing contracts (rank)	166
Score for getting electricity (0–100)	61.04	Score for paying taxes (0–100)	36.34	Score for enforcing contracts (0–100)	39.91
Procedures (number)	4	Payments (number per year)	44	Time (days)	800
Time (days)	64	Time (hours per year)	624	Cost (% of claim value)	46.6
Cost (% of income per capita)	1,552.7	Total tax and contribution rate (% of profit)	57.7	Quality of judicial processes index (0–18)	5.0
Reliability of supply and transparency of tariffs index (0–8)	0	Postfiling index (0–100)	49.31		
Registering property (rank)	176			Resolving insolvency (rank)	127
Score for registering property (0–100)	37.93			Score for resolving insolvency (0–100)	36.63
Procedures (number)	5			Time (years)	2.8
Time (days)	81			Cost (% of estate)	33.5
Cost (% of property value)	18.7			Recovery rate (cents on the dollar)	15.8
Quality of land administration index (0–30)	7.0			Strength of insolvency framework index (0–16)	9.0
CANADA		OECD high income		GNI per capita (US\$)	
Ease of doing business rank (1–190)	22	Ease of doing business score (0–100)	79.26	Population	36,708,083
Starting a business (rank)	3	Getting credit (rank)	12	Trading across borders (rank)	50
Score for starting a business (0–100)	98.23	Score for getting credit (0–100)	85.00	Score for trading across borders (0–100)	88.36
Procedures (number)	2	Strength of legal rights index (0–12)	9	Time to export	
Time (days)	1.5	Depth of credit information index (0–8)	8	Documentary compliance (hours)	1
Cost (% of income per capita)	0.3	Credit bureau coverage (% of adults)	100.0	Border compliance (hours)	2
Minimum capital (% of income per capita)	0.0	Credit registry coverage (% of adults)	0.0	Cost to export	
				Documentary compliance (US\$)	156
Dealing with construction permits (rank)	63	Protecting minority investors (rank)	11	Border compliance (US\$)	167
Score for dealing with construction permits (0–100)	72.98	Score for protecting minority investors (0–100)	78.33	Time to import	
Procedures (number)	12	Extent of disclosure index (0–10)	8	Documentary compliance (hours)	1
Time (days)	249	Extent of director liability index (0–10)	9	Border compliance (hours)	2
Cost (% of warehouse value)	1.8	Ease of shareholder suits index (0–10)	9	Cost to import	
Building quality control index (0–15)	14.0	Extent of shareholder rights index (0–10)	6	Documentary compliance (US\$)	163
		Extent of ownership and control index (0–10)	7	Border compliance (US\$)	172
		Extent of corporate transparency index (0–10)	8		
Getting electricity (rank)	121	Paying taxes (rank)	19	✓ Enforcing contracts (rank)	96
Score for getting electricity (0–100)	63.78	Score for paying taxes (0–100)	88.05	Score for enforcing contracts (0–100)	57.13
Procedures (number)	7	Payments (number per year)	8	Time (days)	910
Time (days)	137	Time (hours per year)	131	Cost (% of claim value)	22.3
Cost (% of income per capita)	119.8	Total tax and contribution rate (% of profit)	20.5	Quality of judicial processes index (0–18)	11.0
Reliability of supply and transparency of tariffs index (0–8)	6	Postfiling index (0–100)	73.23		
Registering property (rank)	34			Resolving insolvency (rank)	13
Score for registering property (0–100)	79.31			Score for resolving insolvency (0–100)	81.46
Procedures (number)	5			Time (years)	0.8
Time (days)	4			Cost (% of estate)	7.0
Cost (% of property value)	2.9			Recovery rate (cents on the dollar)	87.5
Quality of land administration index (0–30)	21.5			Strength of insolvency framework index (0–16)	11.0
CENTRAL AFRICAN REPUBLIC		Sub-Saharan Africa		GNI per capita (US\$)	
Ease of doing business rank (1–190)	183	Ease of doing business score (0–100)	36.90	Population	4,659,080
✓ Starting a business (rank)	181	Getting credit (rank)	144	Trading across borders (rank)	163
Score for starting a business (0–100)	60.90	Score for getting credit (0–100)	30.00	Score for trading across borders (0–100)	52.36
Procedures (number)	10	Strength of legal rights index (0–12)	6	Time to export	
Time (days)	22	Depth of credit information index (0–8)	0	Documentary compliance (hours)	48
Cost (% of income per capita)	143.4	Credit bureau coverage (% of adults)	0.0	Border compliance (hours)	141
Minimum capital (% of income per capita)	40.7	Credit registry coverage (% of adults)	4.6	Cost to export	
				Documentary compliance (US\$)	60
Dealing with construction permits (rank)	181	Protecting minority investors (rank)	149	Border compliance (US\$)	280
Score for dealing with construction permits (0–100)	40.75	Score for protecting minority investors (0–100)	40.00	Time to import	
Procedures (number)	16	Extent of disclosure index (0–10)	7	Documentary compliance (hours)	120
Time (days)	219	Extent of director liability index (0–10)	1	Border compliance (hours)	122
Cost (% of warehouse value)	15.5	Ease of shareholder suits index (0–10)	5	Cost to import	
Building quality control index (0–15)	6.0	Extent of shareholder rights index (0–10)	4	Documentary compliance (US\$)	500
		Extent of ownership and control index (0–10)	3	Border compliance (US\$)	709
		Extent of corporate transparency index (0–10)	4		
Getting electricity (rank)	184	Paying taxes (rank)	187	✓ Enforcing contracts (rank)	183
Score for getting electricity (0–100)	24.64	Score for paying taxes (0–100)	18.89	Score for enforcing contracts (0–100)	31.39
Procedures (number)	7	Payments (number per year)	56	Time (days)	660
Time (days)	98	Time (hours per year)	483	Cost (% of claim value)	82.0
Cost (% of income per capita)	11,557.5	Total tax and contribution rate (% of profit)	73.3	Quality of judicial processes index (0–18)	5.5
Reliability of supply and transparency of tariffs index (0–8)	0	Postfiling index (0–100)	5.13		
Registering property (rank)	172			Resolving insolvency (rank)	154
Score for registering property (0–100)	41.94			Score for resolving insolvency (0–100)	28.13
Procedures (number)	5			Time (years)	4.8
Time (days)	75			Cost (% of estate)	76.0
Cost (% of property value)	11.0			Recovery rate (cents on the dollar)	0.0
Quality of land administration index (0–30)	3.0			Strength of insolvency framework index (0–16)	9.0

Note: Most indicator sets refer to a case scenario in the largest business city of an economy, though for 11 economies the data are a population-weighted average for the two largest business cities. For some indicators a result of "no practice" may be recorded for an economy; see the data notes for more details. In starting a business, procedures (number), time (days) and cost (% of income per capita) are calculated as the average of both men and women. For the postfiling index, a result of "not applicable" may be recorded for an economy.

✓ Reform making it easier to do business ✗ Change making it more difficult to do business

CHAD		Sub-Saharan Africa		GNI per capita (US\$)	
Ease of doing business rank (1–190)		Ease of doing business score (0–100)		Population	
✓ Starting a business (rank)		Getting credit (rank)		Trading across borders (rank)	
Score for starting a business (0–100)	186	Score for getting credit (0–100)	144	Score for trading across borders (0–100)	172
Procedures (number)	52.09	Strength of legal rights index (0–12)	30.00	Time to export	40.12
Time (days)	8	Depth of credit information index (0–8)	6	Documentary compliance (hours)	87
Cost (% of income per capita)	58	Credit bureau coverage (% of adults)	0.0	Border compliance (hours)	106
Minimum capital (% of income per capita)	172.3	Credit registry coverage (% of adults)	2.6	Cost to export	
	26.0			Documentary compliance (US\$)	188
Dealing with construction permits (rank)		Protecting minority investors (rank)		Enforcing contracts (rank)	
Score for dealing with construction permits (0–100)	153	Score for protecting minority investors (0–100)	161	Score for enforcing contracts (0–100)	153
Procedures (number)	56.72	Extent of disclosure index (0–10)	38.33	Time (days)	45.51
Time (days)	13	Extent of director liability index (0–10)	7	Cost (% of claim value)	743
Cost (% of warehouse value)	226	Ease of shareholder suits index (0–10)	1	Quality of judicial processes index (0–18)	45.7
Building quality control index (0–15)	12.0	Extent of shareholder rights index (0–10)	4		7.0
	11.5	Extent of ownership and control index (0–10)	3	Resolving insolvency (rank)	
Getting electricity (rank)		Paying taxes (rank)		Score for resolving insolvency (0–100)	
Score for getting electricity (0–100)	177	Score for paying taxes (0–100)	188	Time (years)	28.13
Procedures (number)	32.17	Payments (number per year)	17.92	Cost (% of estate)	4.0
Time (days)	6	Time (hours per year)	54	Recovery rate (cents on the dollar)	60.0
Cost (% of income per capita)	67	Total tax and contribution rate (% of profit)	766	Strength of insolvency framework index (0–16)	0.0
Reliability of supply and transparency of tariffs index (0–8)	9,916.3	Postfiling index (0–100)	63.5		9.0
	0		13.07		
✓ Registering property (rank)	134				
Score for registering property (0–100)	52.56				
Procedures (number)	6				
Time (days)	44				
Cost (% of property value)	8.1				
Quality of land administration index (0–30)	8.0				
CHILE		OECD high income		GNI per capita (US\$)	
Ease of doing business rank (1–190)		Ease of doing business score (0–100)		Population	
✓ Starting a business (rank)		Getting credit (rank)		Trading across borders (rank)	
Score for starting a business (0–100)	72	Score for getting credit (0–100)	85	Score for trading across borders (0–100)	71
Procedures (number)	89.08	Strength of legal rights index (0–12)	55.00	Time to export	80.56
Time (days)	7	Depth of credit information index (0–8)	4	Documentary compliance (hours)	24
Cost (% of income per capita)	6	Credit bureau coverage (% of adults)	7	Border compliance (hours)	60
Minimum capital (% of income per capita)	5.7	Credit registry coverage (% of adults)	32.4	Cost to export	
	0.0		50.2	Documentary compliance (US\$)	50
Dealing with construction permits (rank)		Protecting minority investors (rank)		Enforcing contracts (rank)	
Score for dealing with construction permits (0–100)	33	Score for protecting minority investors (0–100)	64	Score for enforcing contracts (0–100)	49
Procedures (number)	75.90	Extent of disclosure index (0–10)	60.00	Time (days)	65.79
Time (days)	12	Extent of director liability index (0–10)	8	Cost (% of claim value)	480
Cost (% of warehouse value)	195	Ease of shareholder suits index (0–10)	6	Quality of judicial processes index (0–18)	25.6
Building quality control index (0–15)	1.3	Extent of shareholder rights index (0–10)	7		10.0
	13.0	Extent of ownership and control index (0–10)	9	Resolving insolvency (rank)	
Getting electricity (rank)		Paying taxes (rank)		Score for resolving insolvency (0–100)	
Score for getting electricity (0–100)	36	Score for paying taxes (0–100)	76	Time (years)	51
Procedures (number)	85.67	Payments (number per year)	75.28	Cost (% of estate)	59.90
Time (days)	5	Time (hours per year)	7	Recovery rate (cents on the dollar)	2.0
Cost (% of income per capita)	43	Total tax and contribution rate (% of profit)	296	Strength of insolvency framework index (0–16)	14.5
Reliability of supply and transparency of tariffs index (0–8)	48.9	Postfiling index (0–100)	34.0		41.6
	7		57.03		12.0
Registering property (rank)					
Score for registering property (0–100)	61				
Procedures (number)	70.90				
Time (days)	6				
Cost (% of property value)	28.5				
Quality of land administration index (0–30)	1.2				
	14.0				
CHINA		East Asia & Pacific		GNI per capita (US\$)	
Ease of doing business rank (1–190)		Ease of doing business score (0–100)		Population	
✓ Starting a business (rank)		Getting credit (rank)		Trading across borders (rank)	
Score for starting a business (0–100)	28	Score for getting credit (0–100)	73	Score for trading across borders (0–100)	65
Procedures (number)	93.52	Strength of legal rights index (0–12)	60.00	Time to export	82.59
Time (days)	4	Depth of credit information index (0–8)	4	Documentary compliance (hours)	8.6
Cost (% of income per capita)	8.6	Credit bureau coverage (% of adults)	8	Border compliance (hours)	25.9
Minimum capital (% of income per capita)	0.4	Credit registry coverage (% of adults)	0.0	Cost to export	
	0.0		98.1	Documentary compliance (US\$)	73.6
Dealing with construction permits (rank)		Protecting minority investors (rank)		Enforcing contracts (rank)	
Score for dealing with construction permits (0–100)	121	Score for protecting minority investors (0–100)	64	Score for enforcing contracts (0–100)	6
Procedures (number)	65.16	Extent of disclosure index (0–10)	60.00	Time (days)	78.97
Time (days)	20.4	Extent of director liability index (0–10)	10	Cost (% of claim value)	496.3
Cost (% of warehouse value)	155.1	Ease of shareholder suits index (0–10)	1	Quality of judicial processes index (0–18)	16.2
Building quality control index (0–15)	2.9	Extent of shareholder rights index (0–10)	5		15.5
	11.1	Extent of ownership and control index (0–10)	7	Resolving insolvency (rank)	
Getting electricity (rank)		Paying taxes (rank)		Score for resolving insolvency (0–100)	
Score for getting electricity (0–100)	14	Score for paying taxes (0–100)	114	Time (years)	61
Procedures (number)	92.01	Payments (number per year)	67.53	Cost (% of estate)	55.82
Time (days)	3	Time (hours per year)	7	Recovery rate (cents on the dollar)	1.7
Cost (% of income per capita)	34	Total tax and contribution rate (% of profit)	142	Strength of insolvency framework index (0–16)	22.0
Reliability of supply and transparency of tariffs index (0–8)	0.0	Postfiling index (0–100)	64.9		36.9
	6		50.00		11.5
✓ Registering property (rank)	27				
Score for registering property (0–100)	80.80				
Procedures (number)	3.6				
Time (days)	9				
Cost (% of property value)	4.6				
Quality of land administration index (0–30)	23.7				

Note: Most indicator sets refer to a case scenario in the largest business city of an economy, though for 11 economies the data are a population-weighted average for the two largest business cities. For some indicators a result of “no practice” may be recorded for an economy; see the data notes for more details. In starting a business, procedures (number), time (days) and cost (% of income per capita) are calculated as the average of both men and women. For the postfiling index, a result of “not applicable” may be recorded for an economy.

✓ Reform making it easier to do business ✗ Change making it more difficult to do business

COLOMBIA		Latin America & Caribbean		GNI per capita (US\$)	
Ease of doing business rank (1–190)	65	Ease of doing business score (0–100)	69.24	Population	49,065,615
Starting a business (rank)	100	Getting credit (rank)	3	Trading across borders (rank)	133
Score for starting a business (0–100)	85.31	Score for getting credit (0–100)	95.00	Score for trading across borders (0–100)	61.83
Procedures (number)	8	Strength of legal rights index (0–12)	12	Time to export	
Time (days)	11	Depth of credit information index (0–8)	7	Documentary compliance (hours)	60
Cost (% of income per capita)	14.0	Credit bureau coverage (% of adults)	78.4	Border compliance (hours)	112
Minimum capital (% of income per capita)	0.0	Credit registry coverage (% of adults)	0.0	Cost to export	
				Documentary compliance (US\$)	90
Dealing with construction permits (rank)	89	Protecting minority investors (rank)	15	Border compliance (US\$)	630
Score for dealing with construction permits (0–100)	68.77	Score for protecting minority investors (0–100)	75.00	Time to import	
Procedures (number)	13	Extent of disclosure index (0–10)	9	Documentary compliance (hours)	64
Time (days)	132	Extent of director liability index (0–10)	7	Border compliance (hours)	112
Cost (% of warehouse value)	7.1	Ease of shareholder suits index (0–10)	8	Cost to import	
Building quality control index (0–15)	11.0	Extent of shareholder rights index (0–10)	6	Documentary compliance (US\$)	50
		Extent of ownership and control index (0–10)	9	Border compliance (US\$)	545
		Extent of corporate transparency index (0–10)	6		
Getting electricity (rank)	80	Paying taxes (rank)	146	Enforcing contracts (rank)	177
Score for getting electricity (0–100)	75.77	Score for paying taxes (0–100)	57.85	Score for enforcing contracts (0–100)	34.29
Procedures (number)	5	Payments (number per year)	11	Time (days)	1,288
Time (days)	92	Time (hours per year)	255.5	Cost (% of claim value)	45.8
Cost (% of income per capita)	519.0	Total tax and contribution rate (% of profit)	71.9	Quality of judicial processes index (0–18)	9.0
Reliability of supply and transparency of tariffs index (0–8)	6	Postfiling index (0–100)	48.17		
Registering property (rank)	59			Resolving insolvency (rank)	40
Score for registering property (0–100)	71.22			Score for resolving insolvency (0–100)	67.40
Procedures (number)	7			Time (years)	1.7
Time (days)	15			Cost (% of estate)	8.5
Cost (% of property value)	2.0			Recovery rate (cents on the dollar)	67.2
Quality of land administration index (0–30)	16.5			Strength of insolvency framework index (0–16)	10.0
COMOROS		Sub-Saharan Africa		GNI per capita (US\$)	
Ease of doing business rank (1–190)	164	Ease of doing business score (0–100)	48.66	Population	813,912
Starting a business (rank)	164	Getting credit (rank)	124	Trading across borders (rank)	118
Score for starting a business (0–100)	72.25	Score for getting credit (0–100)	40.00	Score for trading across borders (0–100)	66.87
Procedures (number)	9	Strength of legal rights index (0–12)	6	Time to export	
Time (days)	16	Depth of credit information index (0–8)	2	Documentary compliance (hours)	50
Cost (% of income per capita)	82.5	Credit bureau coverage (% of adults)	0.0	Border compliance (hours)	51
Minimum capital (% of income per capita)	28.5	Credit registry coverage (% of adults)	13.0	Cost to export	
				Documentary compliance (US\$)	124
Dealing with construction permits (rank)	85	Protecting minority investors (rank)	149	Border compliance (US\$)	651
Score for dealing with construction permits (0–100)	69.22	Score for protecting minority investors (0–100)	40.00	Time to import	
Procedures (number)	10	Extent of disclosure index (0–10)	7	Documentary compliance (hours)	26
Time (days)	108	Extent of director liability index (0–10)	1	Border compliance (hours)	70
Cost (% of warehouse value)	1.2	Ease of shareholder suits index (0–10)	5	Cost to import	
Building quality control index (0–15)	4.0	Extent of shareholder rights index (0–10)	4	Documentary compliance (US\$)	93
		Extent of ownership and control index (0–10)	3	Border compliance (US\$)	765
		Extent of corporate transparency index (0–10)	4		
Getting electricity (rank)	139	Paying taxes (rank)	168	✓ Enforcing contracts (rank)	179
Score for getting electricity (0–100)	57.72	Score for paying taxes (0–100)	49.86	Score for enforcing contracts (0–100)	32.97
Procedures (number)	3	Payments (number per year)	33	Time (days)	506
Time (days)	120	Time (hours per year)	100	Cost (% of claim value)	89.4
Cost (% of income per capita)	2,005.2	Total tax and contribution rate (% of profit)	219.6	Quality of judicial processes index (0–18)	5.5
Reliability of supply and transparency of tariffs index (0–8)	0	Postfiling index (0–100)	57.33		
Registering property (rank)	114			Resolving insolvency (rank)	168
Score for registering property (0–100)	57.70			Score for resolving insolvency (0–100)	0.00
Procedures (number)	4			Time (years)	no practice
Time (days)	30			Cost (% of estate)	no practice
Cost (% of property value)	8.0			Recovery rate (cents on the dollar)	0.0
Quality of land administration index (0–30)	7.0			Strength of insolvency framework index (0–16)	0.0
CONGO, DEM. REP.		Sub-Saharan Africa		GNI per capita (US\$)	
Ease of doing business rank (1–190)	184	Ease of doing business score (0–100)	36.85	Population	81,339,988
Starting a business (rank)	62	Getting credit (rank)	144	✓ Trading across borders (rank)	188
Score for starting a business (0–100)	90.24	Score for getting credit (0–100)	30.00	Score for trading across borders (0–100)	3.45
Procedures (number)	4	Strength of legal rights index (0–12)	6	Time to export	
Time (days)	7	Depth of credit information index (0–8)	0	Documentary compliance (hours)	192
Cost (% of income per capita)	26.7	Credit bureau coverage (% of adults)	0.0	Border compliance (hours)	296
Minimum capital (% of income per capita)	6.0	Credit registry coverage (% of adults)	0.7	Cost to export	
				Documentary compliance (US\$)	500
Dealing with construction permits (rank)	165	Protecting minority investors (rank)	165	Border compliance (US\$)	2,223
Score for dealing with construction permits (0–100)	53.67	Score for protecting minority investors (0–100)	36.67	Time to import	
Procedures (number)	13	Extent of disclosure index (0–10)	7	Documentary compliance (hours)	174
Time (days)	122	Extent of director liability index (0–10)	1	Border compliance (hours)	336
Cost (% of warehouse value)	15.8	Ease of shareholder suits index (0–10)	3	Cost to import	
Building quality control index (0–15)	8.0	Extent of shareholder rights index (0–10)	4	Documentary compliance (US\$)	765
		Extent of ownership and control index (0–10)	3	Border compliance (US\$)	3,039
		Extent of corporate transparency index (0–10)	4		
Getting electricity (rank)	174	Paying taxes (rank)	180	✓ Enforcing contracts (rank)	178
Score for getting electricity (0–100)	34.67	Score for paying taxes (0–100)	39.40	Score for enforcing contracts (0–100)	33.28
Procedures (number)	6	Payments (number per year)	52	Time (days)	610
Time (days)	44	Time (hours per year)	346	Cost (% of claim value)	80.6
Cost (% of income per capita)	14,195.0	Total tax and contribution rate (% of profit)	54.6	Quality of judicial processes index (0–18)	5.5
Reliability of supply and transparency of tariffs index (0–8)	0	Postfiling index (0–100)	27.08		
✓ Registering property (rank)	156			Resolving insolvency (rank)	168
Score for registering property (0–100)	47.14			Score for resolving insolvency (0–100)	0.00
Procedures (number)	8			Time (years)	no practice
Time (days)	38			Cost (% of estate)	no practice
Cost (% of property value)	10.3			Recovery rate (cents on the dollar)	0.0
Quality of land administration index (0–30)	10.0			Strength of insolvency framework index (0–16)	0.0

Note: Most indicator sets refer to a case scenario in the largest business city of an economy, though for 11 economies the data are a population-weighted average for the two largest business cities. For some indicators a result of "no practice" may be recorded for an economy; see the data notes for more details. In starting a business, procedures (number), time (days) and cost (% of income per capita) are calculated as the average of both men and women. For the postfiling index, a result of "not applicable" may be recorded for an economy.

✓ Reform making it easier to do business ✗ Change making it more difficult to do business

CONGO, REP.		Sub-Saharan Africa		GNI per capita (US\$)	
Ease of doing business rank (1–190)	180	Ease of doing business score (0–100)	39.83	Population	5,260,750
Starting a business (rank)	179	Getting credit (rank)	134	Trading across borders (rank)	184
Score for starting a business (0–100)	64.10	Score for getting credit (0–100)	35.00	Score for trading across borders (0–100)	19.68
Procedures (number)	10.5	Strength of legal rights index (0–12)	6	Time to export	
Time (days)	49.5	Depth of credit information index (0–8)	1	Documentary compliance (hours)	120
Cost (% of income per capita)	75.5	Credit bureau coverage (% of adults)	0.0	Border compliance (hours)	276
Minimum capital (% of income per capita)	2.9	Credit registry coverage (% of adults)	12.4	Cost to export	
				Documentary compliance (US\$)	165
Dealing with construction permits (rank)	127	Protecting minority investors (rank)	149	Border compliance (US\$)	1,975
Score for dealing with construction permits (0–100)	64.04	Score for protecting minority investors (0–100)	40.00	Time to import	
Procedures (number)	12	Extent of disclosure index (0–10)	7	Documentary compliance (hours)	208
Time (days)	164	Extent of director liability index (0–10)	1	Border compliance (hours)	397
Cost (% of warehouse value)	7.9	Ease of shareholder suits index (0–10)	5	Cost to import	
Building quality control index (0–15)	9.5	Extent of shareholder rights index (0–10)	4	Documentary compliance (US\$)	310
		Extent of ownership and control index (0–10)	3	Border compliance (US\$)	1,581
		Extent of corporate transparency index (0–10)	4		
Getting electricity (rank)	182	Paying taxes (rank)	185	✓ Enforcing contracts (rank)	155
Score for getting electricity (0–100)	29.00	Score for paying taxes (0–100)	26.79	Score for enforcing contracts (0–100)	43.99
Procedures (number)	6	Payments (number per year)	50	Time (days)	560
Time (days)	134	Time (hours per year)	602	Cost (% of claim value)	53.2
Cost (% of income per capita)	6,769.0	Total tax and contribution rate (% of profit)	54.3	Quality of judicial processes index (0–18)	5.0
Reliability of supply and transparency of tariffs index (0–8)	0	Postfiling index (0–100)	12.29		
✓ Registering property (rank)	177			Resolving insolvency (rank)	122
Score for registering property (0–100)	37.87			Score for resolving insolvency (0–100)	37.81
Procedures (number)	6			Time (years)	3.3
Time (days)	55			Cost (% of estate)	25.0
Cost (% of property value)	13.9			Recovery rate (cents on the dollar)	18.0
Quality of land administration index (0–30)	3.5			Strength of insolvency framework index (0–16)	9.0
COSTA RICA		Latin America & Caribbean		GNI per capita (US\$)	
Ease of doing business rank (1–190)	67	Ease of doing business score (0–100)	68.89	Population	4,905,769
✗ Starting a business (rank)	142	Getting credit (rank)	12	Trading across borders (rank)	73
Score for starting a business (0–100)	79.92	Score for getting credit (0–100)	85.00	Score for trading across borders (0–100)	79.32
Procedures (number)	10	Strength of legal rights index (0–12)	10	Time to export	
Time (days)	23	Depth of credit information index (0–8)	7	Documentary compliance (hours)	24
Cost (% of income per capita)	9.5	Credit bureau coverage (% of adults)	87.9	Border compliance (hours)	20
Minimum capital (% of income per capita)	0.0	Credit registry coverage (% of adults)	34.5	Cost to export	
				Documentary compliance (US\$)	80
Dealing with construction permits (rank)	74	Protecting minority investors (rank)	122	Border compliance (US\$)	375
Score for dealing with construction permits (0–100)	71.05	Score for protecting minority investors (0–100)	48.33	Time to import	
Procedures (number)	17	Extent of disclosure index (0–10)	5	Documentary compliance (hours)	26
Time (days)	135	Extent of director liability index (0–10)	5	Border compliance (hours)	80
Cost (% of warehouse value)	1.9	Ease of shareholder suits index (0–10)	8	Cost to import	
Building quality control index (0–15)	11.0	Extent of shareholder rights index (0–10)	4	Documentary compliance (US\$)	75
		Extent of ownership and control index (0–10)	4	Border compliance (US\$)	420
		Extent of corporate transparency index (0–10)	3		
Getting electricity (rank)	38	Paying taxes (rank)	57	Enforcing contracts (rank)	121
Score for getting electricity (0–100)	85.10	Score for paying taxes (0–100)	77.99	Score for enforcing contracts (0–100)	53.33
Procedures (number)	5	Payments (number per year)	10	Time (days)	852
Time (days)	45	Time (hours per year)	151	Cost (% of claim value)	24.3
Cost (% of income per capita)	164.6	Total tax and contribution rate (% of profit)	58.3	Quality of judicial processes index (0–18)	8.5
Reliability of supply and transparency of tariffs index (0–8)	7	Postfiling index (0–100)	87.15		
Registering property (rank)	47			Resolving insolvency (rank)	134
Score for registering property (0–100)	74.36			Score for resolving insolvency (0–100)	34.53
Procedures (number)	5			Time (years)	3.0
Time (days)	11			Cost (% of estate)	14.5
Cost (% of property value)	3.4			Recovery rate (cents on the dollar)	29.3
Quality of land administration index (0–30)	17.5			Strength of insolvency framework index (0–16)	6.0
CÔTE D'IVOIRE		Sub-Saharan Africa		GNI per capita (US\$)	
Ease of doing business rank (1–190)	122	Ease of doing business score (0–100)	58.00	Population	24,294,750
✓ Starting a business (rank)	26	✓ Getting credit (rank)	44	Trading across borders (rank)	162
Score for starting a business (0–100)	93.70	Score for getting credit (0–100)	70.00	Score for trading across borders (0–100)	52.44
Procedures (number)	4	Strength of legal rights index (0–12)	6	Time to export	
Time (days)	6	Depth of credit information index (0–8)	8	Documentary compliance (hours)	84
Cost (% of income per capita)	2.7	Credit bureau coverage (% of adults)	9.6	Border compliance (hours)	239
Minimum capital (% of income per capita)	2.7	Credit registry coverage (% of adults)	0.3	Cost to export	
				Documentary compliance (US\$)	136
✓ Dealing with construction permits (rank)	142	Protecting minority investors (rank)	149	Border compliance (US\$)	423
Score for dealing with construction permits (0–100)	59.37	Score for protecting minority investors (0–100)	40.00	Time to import	
Procedures (number)	21	Extent of disclosure index (0–10)	7	Documentary compliance (hours)	89
Time (days)	162	Extent of director liability index (0–10)	1	Border compliance (hours)	125
Cost (% of warehouse value)	5.2	Ease of shareholder suits index (0–10)	5	Cost to import	
Building quality control index (0–15)	10.0	Extent of shareholder rights index (0–10)	4	Documentary compliance (US\$)	267
		Extent of ownership and control index (0–10)	3	Border compliance (US\$)	456
		Extent of corporate transparency index (0–10)	4		
Getting electricity (rank)	143	✓ Paying taxes (rank)	175	✓ Enforcing contracts (rank)	106
Score for getting electricity (0–100)	56.23	Score for paying taxes (0–100)	46.49	Score for enforcing contracts (0–100)	55.74
Procedures (number)	8	Payments (number per year)	63	Time (days)	525
Time (days)	53	Time (hours per year)	205	Cost (% of claim value)	41.7
Cost (% of income per capita)	2,147.3	Total tax and contribution rate (% of profit)	50.1	Quality of judicial processes index (0–18)	8.5
Reliability of supply and transparency of tariffs index (0–8)	4	Postfiling index (0–100)	44.90		
Registering property (rank)	112			Resolving insolvency (rank)	80
Score for registering property (0–100)	58.03			Score for resolving insolvency (0–100)	48.00
Procedures (number)	6			Time (years)	2.2
Time (days)	30			Cost (% of estate)	18.0
Cost (% of property value)	7.1			Recovery rate (cents on the dollar)	36.9
Quality of land administration index (0–30)	10.5			Strength of insolvency framework index (0–16)	9.0

Note: Most indicator sets refer to a case scenario in the largest business city of an economy, though for 11 economies the data are a population-weighted average for the two largest business cities. For some indicators a result of "no practice" may be recorded for an economy; see the data notes for more details. In starting a business, procedures (number), time (days) and cost (% of income per capita) are calculated as the average of both men and women. For the postfiling index, a result of "not applicable" may be recorded for an economy.

✓ Reform making it easier to do business ✗ Change making it more difficult to do business

CROATIA		Europe & Central Asia		GNI per capita (US\$)	
Ease of doing business rank (1–190)	58	Ease of doing business score (0–100)	71.40	Population	4,125,700
Starting a business (rank)	123	Getting credit (rank)	85	Trading across borders (rank)	1
Score for starting a business (0–100)	82.62	Score for getting credit (0–100)	55.00	Score for trading across borders (0–100)	100.00
Procedures (number)	8	Strength of legal rights index (0–12)	5	Time to export	
Time (days)	22.5	Depth of credit information index (0–8)	6	Documentary compliance (hours)	1
Cost (% of income per capita)	6.6	Credit bureau coverage (% of adults)	100.0	Border compliance (hours)	0
Minimum capital (% of income per capita)	11.6	Credit registry coverage (% of adults)	0.0	Cost to export	
				Documentary compliance (US\$)	0
Dealing with construction permits (rank)	159	Protecting minority investors (rank)	38	Border compliance (US\$)	0
Score for dealing with construction permits (0–100)	55.70	Score for protecting minority investors (0–100)	66.67	Time to import	
Procedures (number)	22	Extent of disclosure index (0–10)	5	Documentary compliance (hours)	1
Time (days)	146	Extent of director liability index (0–10)	6	Border compliance (hours)	0
Cost (% of warehouse value)	10.9	Ease of shareholder suits index (0–10)	6	Cost to import	
Building quality control index (0–15)	12.0	Extent of shareholder rights index (0–10)	8	Documentary compliance (US\$)	0
		Extent of ownership and control index (0–10)	8	Border compliance (US\$)	0
Getting electricity (rank)	61	Extent of corporate transparency index (0–10)	7		
Score for getting electricity (0–100)	80.50			Enforcing contracts (rank)	25
Procedures (number)	4	Paying taxes (rank)	89	Score for enforcing contracts (0–100)	70.60
Time (days)	65	Score for paying taxes (0–100)	72.68	Time (days)	650
Cost (% of income per capita)	276.6	Payments (number per year)	34	Cost (% of claim value)	15.2
Reliability of supply and transparency of tariffs index (0–8)	5	Time (hours per year)	206	Quality of judicial processes index (0–18)	13.0
		Total tax and contribution rate (% of profit)	20.5		
✓ Registering property (rank)	51	Postfiling index (0–100)	66.66	Resolving insolvency (rank)	59
Score for registering property (0–100)	74.07			Score for resolving insolvency (0–100)	56.20
Procedures (number)	5			Time (years)	3.1
Time (days)	47			Cost (% of estate)	14.5
Cost (% of property value)	4.0			Recovery rate (cents on the dollar)	34.8
Quality of land administration index (0–30)	23.5			Strength of insolvency framework index (0–16)	12.0
CYPRUS		Europe & Central Asia		GNI per capita (US\$)	
Ease of doing business rank (1–190)	57	Ease of doing business score (0–100)	71.71	Population	1,179,551
Starting a business (rank)	52	Getting credit (rank)	73	Trading across borders (rank)	49
Score for starting a business (0–100)	91.24	Score for getting credit (0–100)	60.00	Score for trading across borders (0–100)	88.44
Procedures (number)	5	Strength of legal rights index (0–12)	7	Time to export	
Time (days)	6	Depth of credit information index (0–8)	5	Documentary compliance (hours)	2
Cost (% of income per capita)	11.9	Credit bureau coverage (% of adults)	73.1	Border compliance (hours)	18
Minimum capital (% of income per capita)	0.0	Credit registry coverage (% of adults)	0.0	Cost to export	
				Documentary compliance (US\$)	50
Dealing with construction permits (rank)	126	✓ Protecting minority investors (rank)	38	Border compliance (US\$)	300
Score for dealing with construction permits (0–100)	64.08	Score for protecting minority investors (0–100)	66.67	Time to import	
Procedures (number)	8	Extent of disclosure index (0–10)	9	Documentary compliance (hours)	2
Time (days)	507	Extent of director liability index (0–10)	4	Border compliance (hours)	15
Cost (% of warehouse value)	1.0	Ease of shareholder suits index (0–10)	7	Cost to import	
Building quality control index (0–15)	11.0	Extent of shareholder rights index (0–10)	7	Documentary compliance (US\$)	50
		Extent of ownership and control index (0–10)	6	Border compliance (US\$)	335
Getting electricity (rank)	70	Extent of corporate transparency index (0–10)	7		
Score for getting electricity (0–100)	78.35			Enforcing contracts (rank)	138
Procedures (number)	5	✓ Paying taxes (rank)	47	Score for enforcing contracts (0–100)	48.59
Time (days)	137	Score for paying taxes (0–100)	80.78	Time (days)	1,100
Cost (% of income per capita)	124.2	Payments (number per year)	27	Cost (% of claim value)	16.4
Reliability of supply and transparency of tariffs index (0–8)	8	Time (hours per year)	122.5	Quality of judicial processes index (0–18)	8.0
		Total tax and contribution rate (% of profit)	22.2		
Registering property (rank)	94	Postfiling index (0–100)	74.47	Resolving insolvency (rank)	26
Score for registering property (0–100)	63.46			Score for resolving insolvency (0–100)	75.45
Procedures (number)	7			Time (years)	1.5
Time (days)	9			Cost (% of estate)	14.5
Cost (% of property value)	10.3			Recovery rate (cents on the dollar)	73.4
Quality of land administration index (0–30)	23.0			Strength of insolvency framework index (0–16)	11.5
CZECH REPUBLIC		OECD high income		GNI per capita (US\$)	
Ease of doing business rank (1–190)	35	Ease of doing business score (0–100)	76.10	Population	10,591,323
Starting a business (rank)	115	Getting credit (rank)	44	Trading across borders (rank)	1
Score for starting a business (0–100)	83.56	Score for getting credit (0–100)	70.00	Score for trading across borders (0–100)	100.00
Procedures (number)	8	Strength of legal rights index (0–12)	7	Time to export	
Time (days)	24.5	Depth of credit information index (0–8)	7	Documentary compliance (hours)	1
Cost (% of income per capita)	1.0	Credit bureau coverage (% of adults)	80.5	Border compliance (hours)	0
Minimum capital (% of income per capita)	0.0	Credit registry coverage (% of adults)	7.2	Cost to export	
				Documentary compliance (US\$)	0
Dealing with construction permits (rank)	156	Protecting minority investors (rank)	72	Border compliance (US\$)	0
Score for dealing with construction permits (0–100)	56.20	Score for protecting minority investors (0–100)	58.33	Time to import	
Procedures (number)	21	Extent of disclosure index (0–10)	2	Documentary compliance (hours)	1
Time (days)	246	Extent of director liability index (0–10)	6	Border compliance (hours)	0
Cost (% of warehouse value)	0.2	Ease of shareholder suits index (0–10)	9	Cost to import	
Building quality control index (0–15)	8.0	Extent of shareholder rights index (0–10)	6	Documentary compliance (US\$)	0
		Extent of ownership and control index (0–10)	7	Border compliance (US\$)	0
Getting electricity (rank)	10	Extent of corporate transparency index (0–10)	5		
Score for getting electricity (0–100)	95.36			Enforcing contracts (rank)	99
Procedures (number)	3	Paying taxes (rank)	45	Score for enforcing contracts (0–100)	56.38
Time (days)	60	Score for paying taxes (0–100)	81.42	Time (days)	678
Cost (% of income per capita)	24.1	Payments (number per year)	8	Cost (% of claim value)	33.8
Reliability of supply and transparency of tariffs index (0–8)	8	Time (hours per year)	230	Quality of judicial processes index (0–18)	9.5
		Total tax and contribution rate (% of profit)	46.1		
Registering property (rank)	33	Postfiling index (0–100)	90.75	Resolving insolvency (rank)	15
Score for registering property (0–100)	79.74			Score for resolving insolvency (0–100)	80.05
Procedures (number)	4			Time (years)	2.1
Time (days)	27.5			Cost (% of estate)	17.0
Cost (% of property value)	4.0			Recovery rate (cents on the dollar)	67.4
Quality of land administration index (0–30)	25.0			Strength of insolvency framework index (0–16)	14.0

Note: Most indicator sets refer to a case scenario in the largest business city of an economy, though for 11 economies the data are a population-weighted average for the two largest business cities. For some indicators a result of “no practice” may be recorded for an economy; see the data notes for more details. In starting a business, procedures (number), time (days) and cost (% of income per capita) are calculated as the average of both men and women. For the postfiling index, a result of “not applicable” may be recorded for an economy.

✓ Reform making it easier to do business ✗ Change making it more difficult to do business

DENMARK		OECD high income		GNI per capita (US\$)	
Ease of doing business rank (1–190)	3	Ease of doing business score (0–100)	84.64	Population	5,769,603
Starting a business (rank)	42	Getting credit (rank)	44	Trading across borders (rank)	1
Score for starting a business (0–100)	92.52	Score for getting credit (0–100)	70.00	Score for trading across borders (0–100)	100.00
Procedures (number)	5	Strength of legal rights index (0–12)	8	Time to export	
Time (days)	3.5	Depth of credit information index (0–8)	6	Documentary compliance (hours)	1
Cost (% of income per capita)	0.2	Credit bureau coverage (% of adults)	7.4	Border compliance (hours)	0
Minimum capital (% of income per capita)	13.2	Credit registry coverage (% of adults)	0.0	Cost to export	
				Documentary compliance (US\$)	0
Dealing with construction permits (rank)	4	Protecting minority investors (rank)	38	Border compliance (US\$)	0
Score for dealing with construction permits (0–100)	86.94	Score for protecting minority investors (0–100)	66.67	Time to import	
Procedures (number)	7	Extent of disclosure index (0–10)	7	Documentary compliance (hours)	1
Time (days)	64	Extent of director liability index (0–10)	5	Border compliance (hours)	0
Cost (% of warehouse value)	1.3	Ease of shareholder suits index (0–10)	8	Cost to import	
Building quality control index (0–15)	11.0	Extent of shareholder rights index (0–10)	6	Documentary compliance (US\$)	0
		Extent of ownership and control index (0–10)	5	Border compliance (US\$)	0
Getting electricity (rank)	21	Extent of corporate transparency index (0–10)	9		
Score for getting electricity (0–100)	90.22			✓ Enforcing contracts (rank)	14
Procedures (number)	4	Paying taxes (rank)	9	Score for enforcing contracts (0–100)	73.92
Time (days)	38	Score for paying taxes (0–100)	91.14	Time (days)	485
Cost (% of income per capita)	103.4	Payments (number per year)	10	Cost (% of claim value)	23.3
Reliability of supply and transparency of tariffs index (0–8)	7	Time (hours per year)	132	Quality of judicial processes index (0–18)	14.0
		Total tax and contribution rate (% of profit)	23.8		
Registering property (rank)	11	Postfiling index (0–100)	89.06	Resolving insolvency (rank)	6
Score for registering property (0–100)	89.88			Score for resolving insolvency (0–100)	85.13
Procedures (number)	3			Time (years)	1.0
Time (days)	4			Cost (% of estate)	4.0
Cost (% of property value)	0.6			Recovery rate (cents on the dollar)	88.5
Quality of land administration index (0–30)	24.5			Strength of insolvency framework index (0–16)	12.0
DJIBOUTI		Middle East & North Africa		GNI per capita (US\$)	
Ease of doing business rank (1–190)	99	Ease of doing business score (0–100)	62.02	Population	956,985
✓ Starting a business (rank)	96	✓ Getting credit (rank)	161	Trading across borders (rank)	145
Score for starting a business (0–100)	85.73	Score for getting credit (0–100)	25.00	Score for trading across borders (0–100)	59.37
Procedures (number)	5	Strength of legal rights index (0–12)	5	Time to export	
Time (days)	13	Depth of credit information index (0–8)	0	Documentary compliance (hours)	60
Cost (% of income per capita)	41.9	Credit bureau coverage (% of adults)	0.0	Border compliance (hours)	72
Minimum capital (% of income per capita)	0.0	Credit registry coverage (% of adults)	0.4	Cost to export	
				Documentary compliance (US\$)	95
Dealing with construction permits (rank)	101	✓ Protecting minority investors (rank)	2	Border compliance (US\$)	605
Score for dealing with construction permits (0–100)	67.87	Score for protecting minority investors (0–100)	81.67	Time to import	
Procedures (number)	17	Extent of disclosure index (0–10)	8	Documentary compliance (hours)	50
Time (days)	148	Extent of director liability index (0–10)	8	Border compliance (hours)	118
Cost (% of warehouse value)	5.1	Ease of shareholder suits index (0–10)	10	Cost to import	
Building quality control index (0–15)	12.0	Extent of shareholder rights index (0–10)	7	Documentary compliance (US\$)	100
		Extent of ownership and control index (0–10)	9	Border compliance (US\$)	1,055
Getting electricity (rank)	119	Extent of corporate transparency index (0–10)	7		
Score for getting electricity (0–100)	64.23	Paying taxes (rank)	108	✓ Enforcing contracts (rank)	140
Procedures (number)	4	Score for paying taxes (0–100)	68.91	Score for enforcing contracts (0–100)	48.43
Time (days)	52	Payments (number per year)	35	Time (days)	695
Cost (% of income per capita)	941.8	Time (hours per year)	76	Cost (% of claim value)	34.0
Reliability of supply and transparency of tariffs index (0–8)	0	Total tax and contribution rate (% of profit)	37.7	Quality of judicial processes index (0–18)	5.5
		Postfiling index (0–100)	49.57	✓ Resolving insolvency (rank)	48
✓ Registering property (rank)	110			Score for resolving insolvency (0–100)	60.85
Score for registering property (0–100)	58.17			Time (years)	2.3
Procedures (number)	6			Cost (% of estate)	11.0
Time (days)	24			Recovery rate (cents on the dollar)	37.6
Cost (% of property value)	5.7			Strength of insolvency framework index (0–16)	13.0
Quality of land administration index (0–30)	7.0				
DOMINICA		Latin America & Caribbean		GNI per capita (US\$)	
Ease of doing business rank (1–190)	103	Ease of doing business score (0–100)	61.07	Population	73,925
Starting a business (rank)	69	Getting credit (rank)	144	Trading across borders (rank)	89
Score for starting a business (0–100)	89.39	Score for getting credit (0–100)	30.00	Score for trading across borders (0–100)	74.26
Procedures (number)	5	Strength of legal rights index (0–12)	6	Time to export	
Time (days)	12	Depth of credit information index (0–8)	0	Documentary compliance (hours)	12
Cost (% of income per capita)	14.7	Credit bureau coverage (% of adults)	0.0	Border compliance (hours)	36
Minimum capital (% of income per capita)	0.0	Credit registry coverage (% of adults)	0.0	Cost to export	
				Documentary compliance (US\$)	50
Dealing with construction permits (rank)	82	Protecting minority investors (rank)	99	Border compliance (US\$)	625
Score for dealing with construction permits (0–100)	70.09	Score for protecting minority investors (0–100)	51.67	Time to import	
Procedures (number)	11	Extent of disclosure index (0–10)	4	Documentary compliance (hours)	24
Time (days)	191	Extent of director liability index (0–10)	8	Border compliance (hours)	39
Cost (% of warehouse value)	0.3	Ease of shareholder suits index (0–10)	8	Cost to import	
Building quality control index (0–15)	8.0	Extent of shareholder rights index (0–10)	4	Documentary compliance (US\$)	50
		Extent of ownership and control index (0–10)	4	Border compliance (US\$)	906
Getting electricity (rank)	50	Extent of corporate transparency index (0–10)	3		
Score for getting electricity (0–100)	82.51	Paying taxes (rank)	75	Enforcing contracts (rank)	83
Procedures (number)	5	Score for paying taxes (0–100)	75.65	Score for enforcing contracts (0–100)	59.17
Time (days)	61	Payments (number per year)	37	Time (days)	681
Cost (% of income per capita)	439.5	Time (hours per year)	117	Cost (% of claim value)	36.0
Reliability of supply and transparency of tariffs index (0–8)	7	Total tax and contribution rate (% of profit)	32.6	Quality of judicial processes index (0–18)	11.5
		Postfiling index (0–100)	78.91	Resolving insolvency (rank)	134
Registering property (rank)	168			Score for resolving insolvency (0–100)	34.53
Score for registering property (0–100)	43.42			Time (years)	4.0
Procedures (number)	5			Cost (% of estate)	10.0
Time (days)	42			Recovery rate (cents on the dollar)	29.3
Cost (% of property value)	13.3			Strength of insolvency framework index (0–16)	6.0
Quality of land administration index (0–30)	4.5				

Note: Most indicator sets refer to a case scenario in the largest business city of an economy, though for 11 economies the data are a population-weighted average for the two largest business cities. For some indicators a result of “no practice” may be recorded for an economy; see the data notes for more details. In starting a business, procedures (number), time (days) and cost (% of income per capita) are calculated as the average of both men and women. For the postfiling index, a result of “not applicable” may be recorded for an economy.

✓ Reform making it easier to do business ✗ Change making it more difficult to do business

DOMINICAN REPUBLIC		Latin America & Caribbean		GNI per capita (US\$)	
Ease of doing business rank (1–190)	102	Ease of doing business score (0–100)	61.12	Population	10,766,998
Starting a business (rank)	117	Getting credit (rank)	112	Trading across borders (rank)	63
Score for starting a business (0–100)	83.44	Score for getting credit (0–100)	45.00	Score for trading across borders (0–100)	83.51
Procedures (number)	7	Strength of legal rights index (0–12)	1	Time to export	
Time (days)	16.5	Depth of credit information index (0–8)	8	Documentary compliance (hours)	10
Cost (% of income per capita)	14.1	Credit bureau coverage (% of adults)	100.0	Border compliance (hours)	16
Minimum capital (% of income per capita)	31.3	Credit registry coverage (% of adults)	26.3	Cost to export	
				Documentary compliance (US\$)	15
Dealing with construction permits (rank)	80	✓ Protecting minority investors (rank)	83	Border compliance (US\$)	488
Score for dealing with construction permits (0–100)	70.42	Score for protecting minority investors (0–100)	56.67	Time to import	
Procedures (number)	15	Extent of disclosure index (0–10)	5	Documentary compliance (hours)	14
Time (days)	206	Extent of director liability index (0–10)	4	Border compliance (hours)	24
Cost (% of warehouse value)	2.6	Ease of shareholder suits index (0–10)	8	Cost to import	
Building quality control index (0–15)	13.0	Extent of shareholder rights index (0–10)	7	Documentary compliance (US\$)	40
		Extent of ownership and control index (0–10)	5	Border compliance (US\$)	579
		Extent of corporate transparency index (0–10)	5		
Getting electricity (rank)	116	Paying taxes (rank)	148	Enforcing contracts (rank)	149
Score for getting electricity (0–100)	64.65	Score for getting credit (0–100)	57.44	Score for enforcing contracts (0–100)	46.86
Procedures (number)	7	Score for paying taxes (0–100)	7	Time (days)	590
Time (days)	67	Payments (number per year)	317	Cost (% of claim value)	40.9
Cost (% of income per capita)	276.7	Time (hours per year)	48.8	Quality of judicial processes index (0–18)	4.5
Reliability of supply and transparency of tariffs index (0–8)	4	Total tax and contribution rate (% of profit)	10.71		
		Postfiling index (0–100)		Resolving insolvency (rank)	124
Registering property (rank)	77			Score for resolving insolvency (0–100)	37.54
Score for registering property (0–100)	65.73			Time (years)	3.5
Procedures (number)	6			Cost (% of estate)	38.0
Time (days)	45			Recovery rate (cents on the dollar)	8.8
Cost (% of property value)	3.4			Strength of insolvency framework index (0–16)	10.5
Quality of land administration index (0–30)	14.5				
ECUADOR		Latin America & Caribbean		GNI per capita (US\$)	
Ease of doing business rank (1–190)	123	Ease of doing business score (0–100)	57.94	Population	16,624,858
Starting a business (rank)	168	Getting credit (rank)	112	Trading across borders (rank)	109
Score for starting a business (0–100)	70.58	Score for getting credit (0–100)	45.00	Score for trading across borders (0–100)	68.65
Procedures (number)	11	Strength of legal rights index (0–12)	1	Time to export	
Time (days)	48.5	Depth of credit information index (0–8)	8	Documentary compliance (hours)	24
Cost (% of income per capita)	21.2	Credit bureau coverage (% of adults)	73.3	Border compliance (hours)	96
Minimum capital (% of income per capita)	0.0	Credit registry coverage (% of adults)	0.0	Cost to export	
				Documentary compliance (US\$)	140
Dealing with construction permits (rank)	113	Protecting minority investors (rank)	125	Border compliance (US\$)	560
Score for dealing with construction permits (0–100)	66.38	Score for protecting minority investors (0–100)	46.67	Time to import	
Procedures (number)	17	Extent of disclosure index (0–10)	2	Documentary compliance (hours)	120
Time (days)	132	Extent of director liability index (0–10)	5	Border compliance (hours)	24
Cost (% of warehouse value)	1.9	Ease of shareholder suits index (0–10)	6	Cost to import	
Building quality control index (0–15)	8.0	Extent of shareholder rights index (0–10)	9	Documentary compliance (US\$)	75
		Extent of ownership and control index (0–10)	3	Border compliance (US\$)	250
		Extent of corporate transparency index (0–10)	3		
Getting electricity (rank)	94	✓ Paying taxes (rank)	143	Enforcing contracts (rank)	79
Score for getting electricity (0–100)	72.22	Score for getting credit (0–100)	59.38	Score for enforcing contracts (0–100)	59.38
Procedures (number)	7	Score for paying taxes (0–100)	8	Time (days)	523
Time (days)	74	Payments (number per year)	664	Cost (% of claim value)	27.2
Cost (% of income per capita)	614.7	Time (hours per year)	32.3	Quality of judicial processes index (0–18)	7.5
Reliability of supply and transparency of tariffs index (0–8)	7	Total tax and contribution rate (% of profit)	49.54		
		Postfiling index (0–100)		Resolving insolvency (rank)	158
Registering property (rank)	75			Score for resolving insolvency (0–100)	25.36
Score for registering property (0–100)	65.79			Time (years)	5.3
Procedures (number)	8			Cost (% of estate)	18.0
Time (days)	38			Recovery rate (cents on the dollar)	18.1
Cost (% of property value)	2.1			Strength of insolvency framework index (0–16)	5.0
Quality of land administration index (0–30)	16.0				
EGYPT, ARAB REP.		Middle East & North Africa		GNI per capita (US\$)	
Ease of doing business rank (1–190)	120	Ease of doing business score (0–100)	58.56	Population	97,553,151
✓ Starting a business (rank)	109	✓ Getting credit (rank)	60	Trading across borders (rank)	171
Score for starting a business (0–100)	84.11	Score for getting credit (0–100)	65.00	Score for trading across borders (0–100)	42.23
Procedures (number)	6.5	Strength of legal rights index (0–12)	5	Time to export	
Time (days)	11.5	Depth of credit information index (0–8)	8	Documentary compliance (hours)	88
Cost (% of income per capita)	40.3	Credit bureau coverage (% of adults)	27.3	Border compliance (hours)	48
Minimum capital (% of income per capita)	0.0	Credit registry coverage (% of adults)	8.4	Cost to export	
				Documentary compliance (US\$)	100
Dealing with construction permits (rank)	68	✓ Protecting minority investors (rank)	72	Border compliance (US\$)	258
Score for dealing with construction permits (0–100)	71.77	Score for protecting minority investors (0–100)	58.33	Time to import	
Procedures (number)	19	Extent of disclosure index (0–10)	8	Documentary compliance (hours)	265
Time (days)	173	Extent of director liability index (0–10)	3	Border compliance (hours)	240
Cost (% of warehouse value)	1.6	Ease of shareholder suits index (0–10)	3	Cost to import	
Building quality control index (0–15)	14.0	Extent of shareholder rights index (0–10)	5	Documentary compliance (US\$)	1,000
		Extent of ownership and control index (0–10)	7	Border compliance (US\$)	554
		Extent of corporate transparency index (0–10)	9		
Getting electricity (rank)	96	✓ Paying taxes (rank)	159	Enforcing contracts (rank)	160
Score for getting electricity (0–100)	71.41	Score for getting credit (0–100)	52.73	Score for enforcing contracts (0–100)	42.75
Procedures (number)	5	Score for paying taxes (0–100)	29	Time (days)	1,010
Time (days)	53	Payments (number per year)	392	Cost (% of claim value)	26.2
Cost (% of income per capita)	269.5	Time (hours per year)	46.4	Quality of judicial processes index (0–18)	5.5
Reliability of supply and transparency of tariffs index (0–8)	3	Total tax and contribution rate (% of profit)	36.54		
		Postfiling index (0–100)		✓ Resolving insolvency (rank)	101
Registering property (rank)	125			Score for resolving insolvency (0–100)	42.27
Score for registering property (0–100)	55.00			Time (years)	2.5
Procedures (number)	9			Cost (% of estate)	22.0
Time (days)	76			Recovery rate (cents on the dollar)	23.4
Cost (% of property value)	1.1			Strength of insolvency framework index (0–16)	9.5
Quality of land administration index (0–30)	9.0				

Note: Most indicator sets refer to a case scenario in the largest business city of an economy, though for 11 economies the data are a population-weighted average for the two largest business cities. For some indicators a result of "no practice" may be recorded for an economy; see the data notes for more details. In starting a business, procedures (number), time (days) and cost (% of income per capita) are calculated as the average of both men and women. For the postfiling index, a result of "not applicable" may be recorded for an economy.

✓ Reform making it easier to do business ✗ Change making it more difficult to do business

EL SALVADOR		Latin America & Caribbean		GNI per capita (US\$)	
Ease of doing business rank (1–190)	85	Ease of doing business score (0–100)	65.41	Population	6,377,853
Starting a business (rank)	147	Getting credit (rank)	22	✓ Trading across borders (rank)	44
Score for starting a business (0–100)	78.41	Score for getting credit (0–100)	80.00	Score for trading across borders (0–100)	89.76
Procedures (number)	9	Strength of legal rights index (0–12)	9	Time to export	
Time (days)	16.5	Depth of credit information index (0–8)	7	Documentary compliance (hours)	9
Cost (% of income per capita)	45.1	Credit bureau coverage (% of adults)	33.6	Border compliance (hours)	24
Minimum capital (% of income per capita)	2.7	Credit registry coverage (% of adults)	29.8	Cost to export	
✓ Dealing with construction permits (rank)	173	Protecting minority investors (rank)	161	Documentary compliance (US\$)	50
Score for dealing with construction permits (0–100)	51.82	Score for protecting minority investors (0–100)	38.33	Border compliance (US\$)	128
Procedures (number)	17	Extent of disclosure index (0–10)	3	Time to import	
Time (days)	314	Extent of director liability index (0–10)	0	Documentary compliance (hours)	13
Cost (% of warehouse value)	5.7	Ease of shareholder suits index (0–10)	7	Border compliance (hours)	36
Building quality control index (0–15)	10.0	Extent of shareholder rights index (0–10)	6	Cost to import	
Getting electricity (rank)	97	Extent of ownership and control index (0–10)	1	Documentary compliance (US\$)	67
Score for getting electricity (0–100)	71.24	Extent of corporate transparency index (0–10)	6	Border compliance (US\$)	128
Procedures (number)	7	Paying taxes (rank)	62	Enforcing contracts (rank)	109
Time (days)	56	Score for getting credit (0–100)	77.30	Score for enforcing contracts (0–100)	55.30
Cost (% of income per capita)	553.4	Payments (number per year)	7	Time (days)	816
Reliability of supply and transparency of tariffs index (0–8)	6	Time (hours per year)	180	Cost (% of claim value)	19.2
Registering property (rank)	73	Total tax and contribution rate (% of profit)	35.6	Quality of judicial processes index (0–18)	8.0
Score for registering property (0–100)	66.32	Postfiling index (0–100)	49.54	Resolving insolvency (rank)	89
Procedures (number)	6			Score for resolving insolvency (0–100)	45.63
Time (days)	31			Time (years)	3.5
Cost (% of property value)	3.8			Cost (% of estate)	12.0
Quality of land administration index (0–30)	14.0			Recovery rate (cents on the dollar)	32.5
				Strength of insolvency framework index (0–16)	9.0
EQUATORIAL GUINEA		Sub-Saharan Africa		GNI per capita (US\$)	
Ease of doing business rank (1–190)	177	Ease of doing business score (0–100)	41.94	Population	1,267,689
Starting a business (rank)	184	Getting credit (rank)	124	Trading across borders (rank)	175
Score for starting a business (0–100)	55.74	Score for getting credit (0–100)	40.00	Score for trading across borders (0–100)	32.05
Procedures (number)	16	Strength of legal rights index (0–12)	6	Time to export	
Time (days)	33	Depth of credit information index (0–8)	2	Documentary compliance (hours)	154
Cost (% of income per capita)	101.2	Credit bureau coverage (% of adults)	0.0	Border compliance (hours)	132
Minimum capital (% of income per capita)	22.3	Credit registry coverage (% of adults)	8.7	Cost to export	
Dealing with construction permits (rank)	163	Protecting minority investors (rank)	149	Documentary compliance (US\$)	85
Score for dealing with construction permits (0–100)	55.01	Score for protecting minority investors (0–100)	40.00	Border compliance (US\$)	760
Procedures (number)	13	Extent of disclosure index (0–10)	7	Time to import	
Time (days)	144	Extent of director liability index (0–10)	1	Documentary compliance (hours)	240
Cost (% of warehouse value)	4.1	Ease of shareholder suits index (0–10)	5	Border compliance (hours)	240
Building quality control index (0–15)	1.0	Extent of shareholder rights index (0–10)	4	Cost to import	
Getting electricity (rank)	150	Extent of ownership and control index (0–10)	3	Documentary compliance (US\$)	70
Score for getting electricity (0–100)	54.41	Extent of corporate transparency index (0–10)	4	Border compliance (US\$)	985
Procedures (number)	5	Paying taxes (rank)	179	✓ Enforcing contracts (rank)	101
Time (days)	106	Score for getting credit (0–100)	41.54	Score for enforcing contracts (0–100)	56.17
Cost (% of income per capita)	872.2	Payments (number per year)	46	Time (days)	475
Reliability of supply and transparency of tariffs index (0–8)	0	Time (hours per year)	492	Cost (% of claim value)	19.5
Registering property (rank)	164	Total tax and contribution rate (% of profit)	79.4	Quality of judicial processes index (0–18)	3.5
Score for registering property (0–100)	44.45	Postfiling index (0–100)	93.12	Resolving insolvency (rank)	168
Procedures (number)	6			Score for resolving insolvency (0–100)	0.00
Time (days)	23			Time (years)	no practice
Cost (% of property value)	12.5			Cost (% of estate)	no practice
Quality of land administration index (0–30)	4.0			Recovery rate (cents on the dollar)	0.0
				Strength of insolvency framework index (0–16)	0.0
ERITREA		Sub-Saharan Africa		GNI per capita (US\$)	
Ease of doing business rank (1–190)	189	Ease of doing business score (0–100)	23.07	Population	5,918,919
Starting a business (rank)	187	Getting credit (rank)	186	Trading across borders (rank)	189
Score for starting a business (0–100)	51.91	Score for getting credit (0–100)	0.00	Score for trading across borders (0–100)	0.00
Procedures (number)	13	Strength of legal rights index (0–12)	0	Time to export	
Time (days)	84	Depth of credit information index (0–8)	0	Documentary compliance (hours)	no practice
Cost (% of income per capita)	23.7	Credit bureau coverage (% of adults)	0.0	Border compliance (hours)	no practice
Minimum capital (% of income per capita)	104.0	Credit registry coverage (% of adults)	0.0	Cost to export	
Dealing with construction permits (rank)	186	Protecting minority investors (rank)	174	Documentary compliance (US\$)	no practice
Score for dealing with construction permits (0–100)	0.00	Score for protecting minority investors (0–100)	31.67	Border compliance (US\$)	no practice
Procedures (number)	no practice	Extent of disclosure index (0–10)	3	Time to import	
Time (days)	no practice	Extent of director liability index (0–10)	0	Documentary compliance (hours)	no practice
Cost (% of warehouse value)	no practice	Ease of shareholder suits index (0–10)	5	Border compliance (hours)	no practice
Building quality control index (0–15)	no practice	Extent of shareholder rights index (0–10)	5	Cost to import	
Getting electricity (rank)	187	Extent of ownership and control index (0–10)	3	Documentary compliance (US\$)	no practice
Score for getting electricity (0–100)	0.00	Extent of corporate transparency index (0–10)	3	Border compliance (US\$)	no practice
Procedures (number)	no practice	Paying taxes (rank)	152	Enforcing contracts (rank)	103
Time (days)	no practice	Score for getting credit (0–100)	55.90	Score for enforcing contracts (0–100)	55.93
Cost (% of income per capita)	no practice	Payments (number per year)	30	Time (days)	490
Reliability of supply and transparency of tariffs index (0–8)	no practice	Time (hours per year)	216	Cost (% of claim value)	16.6
Registering property (rank)	180	Total tax and contribution rate (% of profit)	83.7	Quality of judicial processes index (0–18)	3.0
Score for registering property (0–100)	35.30	Postfiling index (0–100)	93.12	Resolving insolvency (rank)	168
Procedures (number)	11			Score for resolving insolvency (0–100)	0.00
Time (days)	78			Time (years)	no practice
Cost (% of property value)	9.0			Cost (% of estate)	no practice
Quality of land administration index (0–30)	6.5			Recovery rate (cents on the dollar)	0.0
				Strength of insolvency framework index (0–16)	0.0

Note: Most indicator sets refer to a case scenario in the largest business city of an economy, though for 11 economies the data are a population-weighted average for the two largest business cities. For some indicators a result of “no practice” may be recorded for an economy; see the data notes for more details. In starting a business, procedures (number), time (days) and cost (% of income per capita) are calculated as the average of both men and women. For the postfiling index, a result of “not applicable” may be recorded for an economy.

✓ Reform making it easier to do business ✗ Change making it more difficult to do business

ESTONIA		OECD high income		GNI per capita (US\$)	
Ease of doing business rank (1–190)	16	Ease of doing business score (0–100)	80.50	Population	1,315,480
Starting a business (rank)	15	Getting credit (rank)	44	Trading across borders (rank)	17
Score for starting a business (0–100)	95.25	Score for getting credit (0–100)	70.00	Score for trading across borders (0–100)	99.92
Procedures (number)	3	Strength of legal rights index (0–12)	7	Time to export	
Time (days)	3.5	Depth of credit information index (0–8)	7	Documentary compliance (hours)	1
Cost (% of income per capita)	1.1	Credit bureau coverage (% of adults)	26.9	Border compliance (hours)	2
Minimum capital (% of income per capita)	14.6	Credit registry coverage (% of adults)	0.0	Cost to export	
				Documentary compliance (US\$)	0
Dealing with construction permits (rank)	14	Protecting minority investors (rank)	83	Border compliance (US\$)	0
Score for dealing with construction permits (0–100)	82.53	Score for protecting minority investors (0–100)	56.67	Time to import	
Procedures (number)	10	Extent of disclosure index (0–10)	8	Documentary compliance (hours)	1
Time (days)	103	Extent of director liability index (0–10)	3	Border compliance (hours)	0
Cost (% of warehouse value)	0.2	Ease of shareholder suits index (0–10)	6	Cost to import	
Building quality control index (0–15)	11.0	Extent of shareholder rights index (0–10)	8	Documentary compliance (US\$)	0
		Extent of ownership and control index (0–10)	3	Border compliance (US\$)	0
		Extent of corporate transparency index (0–10)	6		
Getting electricity (rank)	46	Paying taxes (rank)	14	Enforcing contracts (rank)	13
Score for getting electricity (0–100)	83.26	Score for getting credit (0–100)	89.56	Score for enforcing contracts (0–100)	74.34
Procedures (number)	5	Payments (number per year)	8	Time (days)	455
Time (days)	91	Time (hours per year)	50	Cost (% of claim value)	21.9
Cost (% of income per capita)	154.2	Total tax and contribution rate (% of profit)	48.7	Quality of judicial processes index (0–18)	13.5
Reliability of supply and transparency of tariffs index (0–8)	8	Postfiling index (0–100)	99.38		
Registering property (rank)	6			Resolving insolvency (rank)	47
Score for registering property (0–100)	91.02			Score for resolving insolvency (0–100)	62.51
Procedures (number)	3			Time (years)	3.0
Time (days)	17.5			Cost (% of estate)	9.0
Cost (% of property value)	0.5			Recovery rate (cents on the dollar)	40.7
Quality of land administration index (0–30)	27.5			Strength of insolvency framework index (0–16)	13.0
ESWATINI		Sub-Saharan Africa		GNI per capita (US\$)	
Ease of doing business rank (1–190)	117	Ease of doing business score (0–100)	58.95	Population	1,367,254
Starting a business (rank)	159	Getting credit (rank)	85	Trading across borders (rank)	32
Score for starting a business (0–100)	74.55	Score for getting credit (0–100)	55.00	Score for trading across borders (0–100)	92.92
Procedures (number)	12	Strength of legal rights index (0–12)	4	Time to export	
Time (days)	30	Depth of credit information index (0–8)	7	Documentary compliance (hours)	2
Cost (% of income per capita)	14.8	Credit bureau coverage (% of adults)	43.0	Border compliance (hours)	2
Minimum capital (% of income per capita)	0.2	Credit registry coverage (% of adults)	0.0	Cost to export	
				Documentary compliance (US\$)	76
Dealing with construction permits (rank)	107	Protecting minority investors (rank)	140	Border compliance (US\$)	134
Score for dealing with construction permits (0–100)	66.81	Score for protecting minority investors (0–100)	41.67	Time to import	
Procedures (number)	14	Extent of disclosure index (0–10)	2	Documentary compliance (hours)	4
Time (days)	116	Extent of director liability index (0–10)	5	Border compliance (hours)	3
Cost (% of warehouse value)	3.5	Ease of shareholder suits index (0–10)	6	Cost to import	
Building quality control index (0–15)	7.0	Extent of shareholder rights index (0–10)	6	Documentary compliance (US\$)	76
		Extent of ownership and control index (0–10)	3	Border compliance (US\$)	134
		Extent of corporate transparency index (0–10)	3		
Getting electricity (rank)	163	Paying taxes (rank)	63	Enforcing contracts (rank)	172
Score for getting electricity (0–100)	47.44	Score for getting credit (0–100)	77.09	Score for enforcing contracts (0–100)	36.72
Procedures (number)	6	Payments (number per year)	33	Time (days)	956
Time (days)	137	Time (hours per year)	122	Cost (% of claim value)	56.1
Cost (% of income per capita)	689.2	Total tax and contribution rate (% of profit)	35.7	Quality of judicial processes index (0–18)	7.5
Reliability of supply and transparency of tariffs index (0–8)	0	Postfiling index (0–100)	83.15		
✓ Registering property (rank)	107			Resolving insolvency (rank)	119
Score for registering property (0–100)	58.65			Score for resolving insolvency (0–100)	38.72
Procedures (number)	9			Time (years)	2.0
Time (days)	21			Cost (% of estate)	14.5
Cost (% of property value)	7.1			Recovery rate (cents on the dollar)	37.1
Quality of land administration index (0–30)	17.5			Strength of insolvency framework index (0–16)	6.0
ETHIOPIA		Sub-Saharan Africa		GNI per capita (US\$)	
Ease of doing business rank (1–190)	159	Ease of doing business score (0–100)	49.06	Population	104,957,438
✓ Starting a business (rank)	167	Getting credit (rank)	175	Trading across borders (rank)	154
Score for starting a business (0–100)	70.79	Score for getting credit (0–100)	15.00	Score for trading across borders (0–100)	56.00
Procedures (number)	11	Strength of legal rights index (0–12)	3	Time to export	
Time (days)	32	Depth of credit information index (0–8)	0	Documentary compliance (hours)	76
Cost (% of income per capita)	52.7	Credit bureau coverage (% of adults)	0.0	Border compliance (hours)	51
Minimum capital (% of income per capita)	0.0	Credit registry coverage (% of adults)	0.4	Cost to export	
				Documentary compliance (US\$)	175
				Border compliance (US\$)	172
✓ Dealing with construction permits (rank)	168	Protecting minority investors (rank)	178	Time to import	
Score for dealing with construction permits (0–100)	52.84	Score for protecting minority investors (0–100)	28.33	Documentary compliance (hours)	194
Procedures (number)	13	Extent of disclosure index (0–10)	3	Border compliance (hours)	72
Time (days)	134	Extent of director liability index (0–10)	0	Cost to import	
Cost (% of warehouse value)	14.4	Ease of shareholder suits index (0–10)	2	Documentary compliance (US\$)	750
Building quality control index (0–15)	7.0	Extent of shareholder rights index (0–10)	5	Border compliance (US\$)	120
		Extent of ownership and control index (0–10)	3		
		Extent of corporate transparency index (0–10)	4		
Getting electricity (rank)	131	Paying taxes (rank)	130	✓ Enforcing contracts (rank)	60
Score for getting electricity (0–100)	59.71	Score for getting credit (0–100)	63.26	Score for enforcing contracts (0–100)	62.77
Procedures (number)	4	Payments (number per year)	29	Time (days)	530
Time (days)	95	Time (hours per year)	300	Cost (% of claim value)	15.2
Cost (% of income per capita)	891.8	Total tax and contribution rate (% of profit)	37.7	Quality of judicial processes index (0–18)	7.0
Reliability of supply and transparency of tariffs index (0–8)	0	Postfiling index (0–100)	51.56		
Registering property (rank)	144			Resolving insolvency (rank)	148
Score for registering property (0–100)	51.33			Score for resolving insolvency (0–100)	30.53
Procedures (number)	7			Time (years)	3.0
Time (days)	52			Cost (% of estate)	14.5
Cost (% of property value)	6.0			Recovery rate (cents on the dollar)	27.7
Quality of land administration index (0–30)	6.0			Strength of insolvency framework index (0–16)	5.0

Note: Most indicator sets refer to a case scenario in the largest business city of an economy, though for 11 economies the data are a population-weighted average for the two largest business cities. For some indicators a result of “no practice” may be recorded for an economy; see the data notes for more details. In starting a business, procedures (number), time (days) and cost (% of income per capita) are calculated as the average of both men and women. For the postfiling index, a result of “not applicable” may be recorded for an economy.

✓ Reform making it easier to do business ✗ Change making it more difficult to do business

FIJI		East Asia & Pacific		GNI per capita (US\$)	
Ease of doing business rank (1–190)	101	Ease of doing business score (0–100)	61.15	Population	905,502
Starting a business (rank)	161	Getting credit (rank)	161	Trading across borders (rank)	79
Score for starting a business (0–100)	73.39	Score for getting credit (0–100)	25.00	Score for trading across borders (0–100)	77.57
Procedures (number)	11	Strength of legal rights index (0–12)	5	Time to export	
Time (days)	40	Depth of credit information index (0–8)	0	Documentary compliance (hours)	56
Cost (% of income per capita)	15.9	Credit bureau coverage (% of adults)	0.0	Border compliance (hours)	56
Minimum capital (% of income per capita)	0.0	Credit registry coverage (% of adults)	0.0	Cost to export	
				Documentary compliance (US\$)	76
Dealing with construction permits (rank)	102	Protecting minority investors (rank)	99	Border compliance (US\$)	317
Score for dealing with construction permits (0–100)	67.72	Score for protecting minority investors (0–100)	51.67	Time to import	
Procedures (number)	15	Extent of disclosure index (0–10)	2	Documentary compliance (hours)	34
Time (days)	141	Extent of director liability index (0–10)	8	Border compliance (hours)	42
Cost (% of warehouse value)	0.5	Ease of shareholder suits index (0–10)	7	Cost to import	
Building quality control index (0–15)	7.0	Extent of shareholder rights index (0–10)	5	Documentary compliance (US\$)	58
		Extent of ownership and control index (0–10)	4	Border compliance (US\$)	320
		Extent of corporate transparency index (0–10)	5		
Getting electricity (rank)	93	Paying taxes (rank)	98	Enforcing contracts (rank)	97
Score for getting electricity (0–100)	72.45	Score for getting credit (0–100)	71.02	Score for enforcing contracts (0–100)	57.05
Procedures (number)	4	Payments (number per year)	38	Time (days)	397
Time (days)	81	Time (hours per year)	247	Cost (% of claim value)	42.6
Cost (% of income per capita)	1,307.7	Total tax and contribution rate (% of profit)	32.2	Quality of judicial processes index (0–18)	7.5
Reliability of supply and transparency of tariffs index (0–8)	4	Postfiling index (0–100)	81.62		
Registering property (rank)	57			Resolving insolvency (rank)	96
Score for registering property (0–100)	71.86			Score for resolving insolvency (0–100)	43.77
Procedures (number)	4			Time (years)	1.8
Time (days)	69			Cost (% of estate)	10.0
Cost (% of property value)	3.0			Recovery rate (cents on the dollar)	46.5
Quality of land administration index (0–30)	19.5			Strength of insolvency framework index (0–16)	6.0
FINLAND		OECD high income		GNI per capita (US\$)	
Ease of doing business rank (1–190)	17	Ease of doing business score (0–100)	80.35	Population	5,511,303
Starting a business (rank)	43	Getting credit (rank)	60	Trading across borders (rank)	34
Score for starting a business (0–100)	92.43	Score for getting credit (0–100)	65.00	Score for trading across borders (0–100)	92.44
Procedures (number)	3	Strength of legal rights index (0–12)	7	Time to export	
Time (days)	17	Depth of credit information index (0–8)	6	Documentary compliance (hours)	2
Cost (% of income per capita)	0.8	Credit bureau coverage (% of adults)	21.4	Border compliance (hours)	36
Minimum capital (% of income per capita)	6.1	Credit registry coverage (% of adults)	0.0	Cost to export	
				Documentary compliance (US\$)	70
Dealing with construction permits (rank)	34	Protecting minority investors (rank)	72	Border compliance (US\$)	213
Score for dealing with construction permits (0–100)	75.79	Score for protecting minority investors (0–100)	58.33	Time to import	
Procedures (number)	17	Extent of disclosure index (0–10)	6	Documentary compliance (hours)	1
Time (days)	65	Extent of director liability index (0–10)	4	Border compliance (hours)	2
Cost (% of warehouse value)	0.9	Ease of shareholder suits index (0–10)	8	Cost to import	
Building quality control index (0–15)	10.0	Extent of shareholder rights index (0–10)	6	Documentary compliance (US\$)	0
		Extent of ownership and control index (0–10)	2	Border compliance (US\$)	0
		Extent of corporate transparency index (0–10)	9		
Getting electricity (rank)	25	✓ Paying taxes (rank)	11	Enforcing contracts (rank)	46
Score for getting electricity (0–100)	88.98	Score for paying taxes (0–100)	90.64	Score for enforcing contracts (0–100)	66.40
Procedures (number)	5	Payments (number per year)	8	Time (days)	485
Time (days)	42	Time (hours per year)	90	Cost (% of claim value)	16.2
Cost (% of income per capita)	25.9	Total tax and contribution rate (% of profit)	37.3	Quality of judicial processes index (0–18)	8.5
Reliability of supply and transparency of tariffs index (0–8)	8	Postfiling index (0–100)	93.09		
Registering property (rank)	28			Resolving insolvency (rank)	2
Score for registering property (0–100)	80.73			Score for resolving insolvency (0–100)	92.81
Procedures (number)	3			Time (years)	0.9
Time (days)	47			Cost (% of estate)	3.5
Cost (% of property value)	4.0			Recovery rate (cents on the dollar)	88.3
Quality of land administration index (0–30)	26.5			Strength of insolvency framework index (0–16)	14.5
FRANCE		OECD high income		GNI per capita (US\$)	
Ease of doing business rank (1–190)	32	Ease of doing business score (0–100)	77.29	Population	67,118,648
Starting a business (rank)	30	Getting credit (rank)	99	Trading across borders (rank)	1
Score for starting a business (0–100)	93.27	Score for getting credit (0–100)	50.00	Score for trading across borders (0–100)	100.00
Procedures (number)	5	Strength of legal rights index (0–12)	4	Time to export	
Time (days)	3.5	Depth of credit information index (0–8)	6	Documentary compliance (hours)	1
Cost (% of income per capita)	0.7	Credit bureau coverage (% of adults)	0.0	Border compliance (hours)	0
Minimum capital (% of income per capita)	0.0	Credit registry coverage (% of adults)	47.1	Cost to export	
				Documentary compliance (US\$)	0
Dealing with construction permits (rank)	19	Protecting minority investors (rank)	38	Border compliance (US\$)	0
Score for dealing with construction permits (0–100)	79.30	Score for protecting minority investors (0–100)	66.67	Time to import	
Procedures (number)	9	Extent of disclosure index (0–10)	8	Documentary compliance (hours)	1
Time (days)	183	Extent of director liability index (0–10)	3	Border compliance (hours)	0
Cost (% of warehouse value)	3.0	Ease of shareholder suits index (0–10)	6	Cost to import	
Building quality control index (0–15)	14.0	Extent of shareholder rights index (0–10)	5	Documentary compliance (US\$)	0
		Extent of ownership and control index (0–10)	8	Border compliance (US\$)	0
		Extent of corporate transparency index (0–10)	10		
✓ Getting electricity (rank)	14	✓ Paying taxes (rank)	55	Enforcing contracts (rank)	12
Score for getting electricity (0–100)	92.01	Score for paying taxes (0–100)	79.31	Score for enforcing contracts (0–100)	74.89
Procedures (number)	4	Payments (number per year)	9	Time (days)	395
Time (days)	53	Time (hours per year)	139	Cost (% of claim value)	17.4
Cost (% of income per capita)	5.8	Total tax and contribution rate (% of profit)	60.4	Quality of judicial processes index (0–18)	12.0
Reliability of supply and transparency of tariffs index (0–8)	8	Postfiling index (0–100)	92.40		
✓ Registering property (rank)	96			Resolving insolvency (rank)	28
Score for registering property (0–100)	63.33			Score for resolving insolvency (0–100)	74.08
Procedures (number)	8			Time (years)	1.9
Time (days)	42			Cost (% of estate)	9.0
Cost (% of property value)	7.3			Recovery rate (cents on the dollar)	73.8
Quality of land administration index (0–30)	24.0			Strength of insolvency framework index (0–16)	11.0

Note: Most indicator sets refer to a case scenario in the largest business city of an economy, though for 11 economies the data are a population-weighted average for the two largest business cities. For some indicators a result of “no practice” may be recorded for an economy; see the data notes for more details. In starting a business, procedures (number), time (days) and cost (% of income per capita) are calculated as the average of both men and women. For the postfiling index, a result of “not applicable” may be recorded for an economy.

✓ Reform making it easier to do business ✗ Change making it more difficult to do business

GABON		Sub-Saharan Africa		GNI per capita (US\$)	
Ease of doing business rank (1–190)	169	Ease of doing business score (0–100)	45.58	Population	2,025,137
✓ Starting a business (rank)	124	Getting credit (rank)	124	Trading across borders (rank)	170
Score for starting a business (0–100)	82.59	Score for getting credit (0–100)	40.00	Score for trading across borders (0–100)	43.94
Procedures (number)	7	Strength of legal rights index (0–12)	6	Time to export	
Time (days)	31	Depth of credit information index (0–8)	2	Documentary compliance (hours)	60
Cost (% of income per capita)	6.1	Credit bureau coverage (% of adults)	0.0	Border compliance (hours)	96
Minimum capital (% of income per capita)	2.5	Credit registry coverage (% of adults)	29.0	Cost to export	
				Documentary compliance (US\$)	200
✓ Dealing with construction permits (rank)	144	Protecting minority investors (rank)	161	Border compliance (US\$)	1,633
Score for dealing with construction permits (0–100)	59.23	Score for protecting minority investors (0–100)	38.33	Time to import	
Procedures (number)	14	Extent of disclosure index (0–10)	7	Documentary compliance (hours)	120
Time (days)	276	Extent of director liability index (0–10)	1	Border compliance (hours)	84
Cost (% of warehouse value)	1.0	Ease of shareholder suits index (0–10)	4	Cost to import	
Building quality control index (0–15)	7.5	Extent of shareholder rights index (0–10)	4	Documentary compliance (US\$)	170
		Extent of ownership and control index (0–10)	3	Border compliance (US\$)	1,320
		Extent of corporate transparency index (0–10)	4		
✓ Getting electricity (rank)	161	✗ Paying taxes (rank)	183	✓ Enforcing contracts (rank)	180
Score for getting electricity (0–100)	49.58	Score for paying taxes (0–100)	35.92	Score for enforcing contracts (0–100)	32.84
Procedures (number)	7	Payments (number per year)	50	Time (days)	1,160
Time (days)	148	Time (hours per year)	632	Cost (% of claim value)	34.3
Cost (% of income per capita)	1,294.9	Total tax and contribution rate (% of profit)	47.1	Quality of judicial processes index (0–18)	4.0
Reliability of supply and transparency of tariffs index (0–8)	3	Postfiling index (0–100)	42.47		
✓ Registering property (rank)	178			Resolving insolvency (rank)	129
Score for registering property (0–100)	37.09			Score for resolving insolvency (0–100)	36.29
Procedures (number)	6			Time (years)	5.0
Time (days)	102			Cost (% of estate)	14.5
Cost (% of property value)	11.5			Recovery rate (cents on the dollar)	15.2
Quality of land administration index (0–30)	4.5			Strength of insolvency framework index (0–16)	9.0
GAMBIA, THE		Sub-Saharan Africa		GNI per capita (US\$)	
Ease of doing business rank (1–190)	149	Ease of doing business score (0–100)	51.72	Population	2,100,568
Starting a business (rank)	169	Getting credit (rank)	134	Trading across borders (rank)	113
Score for starting a business (0–100)	69.91	Score for getting credit (0–100)	35.00	Score for trading across borders (0–100)	67.81
Procedures (number)	7	Strength of legal rights index (0–12)	7	Time to export	
Time (days)	25	Depth of credit information index (0–8)	0	Documentary compliance (hours)	48
Cost (% of income per capita)	120.9	Credit bureau coverage (% of adults)	0.0	Border compliance (hours)	109
Minimum capital (% of income per capita)	0.0	Credit registry coverage (% of adults)	0.0	Cost to export	
				Documentary compliance (US\$)	133
Dealing with construction permits (rank)	123	Protecting minority investors (rank)	165	Border compliance (US\$)	381
Score for dealing with construction permits (0–100)	64.51	Score for protecting minority investors (0–100)	36.67	Time to import	
Procedures (number)	12	Extent of disclosure index (0–10)	2	Documentary compliance (hours)	32
Time (days)	144	Extent of director liability index (0–10)	5	Border compliance (hours)	87
Cost (% of warehouse value)	2.0	Ease of shareholder suits index (0–10)	5	Cost to import	
Building quality control index (0–15)	4.5	Extent of shareholder rights index (0–10)	4	Documentary compliance (US\$)	152
		Extent of ownership and control index (0–10)	1	Border compliance (US\$)	326
		Extent of corporate transparency index (0–10)	5		
Getting electricity (rank)	160	Paying taxes (rank)	169	Enforcing contracts (rank)	117
Score for getting electricity (0–100)	50.12	Score for paying taxes (0–100)	49.34	Score for enforcing contracts (0–100)	53.91
Procedures (number)	5	Payments (number per year)	49	Time (days)	407
Time (days)	78	Time (hours per year)	326	Cost (% of claim value)	37.9
Cost (% of income per capita)	3,248.9	Total tax and contribution rate (% of profit)	51.3	Quality of judicial processes index (0–18)	5.0
Reliability of supply and transparency of tariffs index (0–8)	0	Postfiling index (0–100)	53.46		
Registering property (rank)	132			Resolving insolvency (rank)	128
Score for registering property (0–100)	53.29			Score for resolving insolvency (0–100)	36.59
Procedures (number)	5			Time (years)	2.0
Time (days)	66			Cost (% of estate)	14.5
Cost (% of property value)	7.6			Recovery rate (cents on the dollar)	27.3
Quality of land administration index (0–30)	8.5			Strength of insolvency framework index (0–16)	7.0
GEORGIA		Europe & Central Asia		GNI per capita (US\$)	
Ease of doing business rank (1–190)	6	Ease of doing business score (0–100)	83.28	Population	3,717,100
✓ Starting a business (rank)	2	Getting credit (rank)	12	Trading across borders (rank)	43
Score for starting a business (0–100)	99.34	Score for getting credit (0–100)	85.00	Score for trading across borders (0–100)	90.03
Procedures (number)	1	Strength of legal rights index (0–12)	9	Time to export	
Time (days)	2	Depth of credit information index (0–8)	8	Documentary compliance (hours)	2
Cost (% of income per capita)	2.2	Credit bureau coverage (% of adults)	100.0	Border compliance (hours)	6
Minimum capital (% of income per capita)	0.0	Credit registry coverage (% of adults)	0.0	Cost to export	
				Documentary compliance (US\$)	0
Dealing with construction permits (rank)	27	Protecting minority investors (rank)	2	Border compliance (US\$)	112
Score for dealing with construction permits (0–100)	77.61	Score for protecting minority investors (0–100)	81.67	Time to import	
Procedures (number)	11	Extent of disclosure index (0–10)	9	Documentary compliance (hours)	2
Time (days)	63	Extent of director liability index (0–10)	6	Border compliance (hours)	15
Cost (% of warehouse value)	0.3	Ease of shareholder suits index (0–10)	9	Cost to import	
Building quality control index (0–15)	7.0	Extent of shareholder rights index (0–10)	7	Documentary compliance (US\$)	189
		Extent of ownership and control index (0–10)	9	Border compliance (US\$)	396
		Extent of corporate transparency index (0–10)	9		
Getting electricity (rank)	39	✓ Paying taxes (rank)	16	✓ Enforcing contracts (rank)	8
Score for getting electricity (0–100)	84.38	Score for paying taxes (0–100)	89.03	Score for enforcing contracts (0–100)	76.90
Procedures (number)	3	Payments (number per year)	5	Time (days)	285
Time (days)	71	Time (hours per year)	220	Cost (% of claim value)	25.0
Cost (% of income per capita)	157.4	Total tax and contribution rate (% of profit)	9.9	Quality of judicial processes index (0–18)	13.0
Reliability of supply and transparency of tariffs index (0–8)	5	Postfiling index (0–100)	85.89		
Registering property (rank)	4			Resolving insolvency (rank)	60
Score for registering property (0–100)	92.86			Score for resolving insolvency (0–100)	56.03
Procedures (number)	1			Time (years)	2.0
Time (days)	1			Cost (% of estate)	10.0
Cost (% of property value)	0.0			Recovery rate (cents on the dollar)	40.2
Quality of land administration index (0–30)	21.5			Strength of insolvency framework index (0–16)	11.0

Note: Most indicator sets refer to a case scenario in the largest business city of an economy, though for 11 economies the data are a population-weighted average for the two largest business cities. For some indicators a result of “no practice” may be recorded for an economy; see the data notes for more details. In starting a business, procedures (number), time (days) and cost (% of income per capita) are calculated as the average of both men and women. For the postfiling index, a result of “not applicable” may be recorded for an economy.

✓ Reform making it easier to do business ✗ Change making it more difficult to do business

GERMANY		OECD high income		GNI per capita (US\$)	
Ease of doing business rank (1–190)	24	Ease of doing business score (0–100)	78.90	Population	82,695,000
Starting a business (rank)	114	Getting credit (rank)	44	Trading across borders (rank)	40
Score for starting a business (0–100)	83.58	Score for getting credit (0–100)	70.00	Score for trading across borders (0–100)	91.77
Procedures (number)	9	Strength of legal rights index (0–12)	6	Time to export	
Time (days)	8	Depth of credit information index (0–8)	8	Documentary compliance (hours)	1
Cost (% of income per capita)	6.7	Credit bureau coverage (% of adults)	100.0	Border compliance (hours)	36
Minimum capital (% of income per capita)	31.0	Credit registry coverage (% of adults)	2.0	Cost to export	
				Documentary compliance (US\$)	45
Dealing with construction permits (rank)	24	Protecting minority investors (rank)	72	Border compliance (US\$)	345
Score for dealing with construction permits (0–100)	78.16	Score for protecting minority investors (0–100)	58.33	Time to import	
Procedures (number)	9	Extent of disclosure index (0–10)	5	Documentary compliance (hours)	1
Time (days)	126	Extent of director liability index (0–10)	5	Border compliance (hours)	0
Cost (% of warehouse value)	1.2	Ease of shareholder suits index (0–10)	5	Cost to import	
Building quality control index (0–15)	9.5	Extent of shareholder rights index (0–10)	7	Documentary compliance (US\$)	0
		Extent of ownership and control index (0–10)	6	Border compliance (US\$)	0
Getting electricity (rank)	5	Extent of corporate transparency index (0–10)	7		
Score for getting electricity (0–100)	98.79			Enforcing contracts (rank)	26
Procedures (number)	3	Paying taxes (rank)	43	Score for enforcing contracts (0–100)	70.39
Time (days)	28	Score for paying taxes (0–100)	82.11	Time (days)	499
Cost (% of income per capita)	38.5	Payments (number per year)	9	Cost (% of claim value)	14.4
Reliability of supply and transparency of tariffs index (0–8)	8	Time (hours per year)	218	Quality of judicial processes index (0–18)	10.5
		Total tax and contribution rate (% of profit)	49.0		
Registering property (rank)	78	Postfiling index (0–100)	97.67	Resolving insolvency (rank)	4
Score for registering property (0–100)	65.70			Score for resolving insolvency (0–100)	90.12
Procedures (number)	6			Time (years)	1.2
Time (days)	52			Cost (% of estate)	8.0
Cost (% of property value)	6.7			Recovery rate (cents on the dollar)	80.4
Quality of land administration index (0–30)	22.0			Strength of insolvency framework index (0–16)	15.0
GHANA		Sub-Saharan Africa		GNI per capita (US\$)	
Ease of doing business rank (1–190)	114	Ease of doing business score (0–100)	59.22	Population	28,833,629
Starting a business (rank)	108	Getting credit (rank)	73	✓ Trading across borders (rank)	156
Score for starting a business (0–100)	84.29	Score for getting credit (0–100)	60.00	Score for trading across borders (0–100)	54.84
Procedures (number)	8	Strength of legal rights index (0–12)	6	Time to export	
Time (days)	14	Depth of credit information index (0–8)	6	Documentary compliance (hours)	89
Cost (% of income per capita)	15.5	Credit bureau coverage (% of adults)	22.4	Border compliance (hours)	108
Minimum capital (% of income per capita)	1.4	Credit registry coverage (% of adults)	0.0	Cost to export	
				Documentary compliance (US\$)	155
✓ Dealing with construction permits (rank)	115	Protecting minority investors (rank)	99	Border compliance (US\$)	490
Score for dealing with construction permits (0–100)	66.16	Score for protecting minority investors (0–100)	51.67	Time to import	
Procedures (number)	16	Extent of disclosure index (0–10)	7	Documentary compliance (hours)	36
Time (days)	170	Extent of director liability index (0–10)	5	Border compliance (hours)	80
Cost (% of warehouse value)	4.6	Ease of shareholder suits index (0–10)	7	Cost to import	
Building quality control index (0–15)	11.0	Extent of shareholder rights index (0–10)	6	Documentary compliance (US\$)	474
		Extent of ownership and control index (0–10)	3	Border compliance (US\$)	553
Getting electricity (rank)	86	Extent of corporate transparency index (0–10)	3		
Score for getting electricity (0–100)	74.02	Paying taxes (rank)	115	Enforcing contracts (rank)	116
Procedures (number)	4	Score for paying taxes (0–100)	66.77	Score for enforcing contracts (0–100)	54.00
Time (days)	78	Payments (number per year)	31	Time (days)	710
Cost (% of income per capita)	906.0	Time (hours per year)	224	Cost (% of claim value)	23.0
Reliability of supply and transparency of tariffs index (0–8)	4	Total tax and contribution rate (% of profit)	32.4	Quality of judicial processes index (0–18)	6.5
		Postfiling index (0–100)	49.54	Resolving insolvency (rank)	160
Registering property (rank)	123			Score for resolving insolvency (0–100)	24.94
Score for registering property (0–100)	55.54			Time (years)	1.9
Procedures (number)	6			Cost (% of estate)	22.0
Time (days)	47			Recovery rate (cents on the dollar)	23.1
Cost (% of property value)	6.1			Strength of insolvency framework index (0–16)	4.0
Quality of land administration index (0–30)	8.0				
GREECE		OECD high income		GNI per capita (US\$)	
Ease of doing business rank (1–190)	72	Ease of doing business score (0–100)	68.08	Population	10,760,421
Starting a business (rank)	44	Getting credit (rank)	99	Trading across borders (rank)	31
Score for starting a business (0–100)	92.39	Score for getting credit (0–100)	50.00	Score for trading across borders (0–100)	93.72
Procedures (number)	4	Strength of legal rights index (0–12)	3	Time to export	
Time (days)	12.5	Depth of credit information index (0–8)	7	Documentary compliance (hours)	1
Cost (% of income per capita)	1.5	Credit bureau coverage (% of adults)	72.5	Border compliance (hours)	24
Minimum capital (% of income per capita)	0.0	Credit registry coverage (% of adults)	0.0	Cost to export	
				Documentary compliance (US\$)	30
✓ Dealing with construction permits (rank)	39	Protecting minority investors (rank)	51	Border compliance (US\$)	300
Score for dealing with construction permits (0–100)	75.29	Score for protecting minority investors (0–100)	63.33	Time to import	
Procedures (number)	17	Extent of disclosure index (0–10)	7	Documentary compliance (hours)	1
Time (days)	123	Extent of director liability index (0–10)	4	Border compliance (hours)	1
Cost (% of warehouse value)	1.9	Ease of shareholder suits index (0–10)	5	Cost to import	
Building quality control index (0–15)	13.0	Extent of shareholder rights index (0–10)	7	Documentary compliance (US\$)	0
		Extent of ownership and control index (0–10)	7	Border compliance (US\$)	0
Getting electricity (rank)	79	Extent of corporate transparency index (0–10)	8		
Score for getting electricity (0–100)	75.97	Paying taxes (rank)	65	Enforcing contracts (rank)	132
Procedures (number)	7	Score for paying taxes (0–100)	76.89	Score for enforcing contracts (0–100)	50.19
Time (days)	55	Payments (number per year)	8	Time (days)	1,580
Cost (% of income per capita)	69.9	Time (hours per year)	193	Cost (% of claim value)	14.4
Reliability of supply and transparency of tariffs index (0–8)	7	Total tax and contribution rate (% of profit)	51.9	Quality of judicial processes index (0–18)	12.0
		Postfiling index (0–100)	75.70	Resolving insolvency (rank)	62
✗ Registering property (rank)	153			Score for resolving insolvency (0–100)	55.39
Score for registering property (0–100)	47.59			Time (years)	3.5
Procedures (number)	11			Cost (% of estate)	9.0
Time (days)	20			Recovery rate (cents on the dollar)	33.2
Cost (% of property value)	4.8			Strength of insolvency framework index (0–16)	12.0
Quality of land administration index (0–30)	4.5				

Note: Most indicator sets refer to a case scenario in the largest business city of an economy, though for 11 economies the data are a population-weighted average for the two largest business cities. For some indicators a result of “no practice” may be recorded for an economy; see the data notes for more details. In starting a business, procedures (number), time (days) and cost (% of income per capita) are calculated as the average of both men and women. For the postfiling index, a result of “not applicable” may be recorded for an economy.

✓ Reform making it easier to do business ✗ Change making it more difficult to do business

GRENADA		Latin America & Caribbean		GNI per capita (US\$)	
Ease of doing business rank (1–190)	147	Ease of doing business score (0–100)	52.71	Population	107,825
Starting a business (rank)	85	✓ Getting credit (rank)	144	Trading across borders (rank)	135
Score for starting a business (0–100)	87.26	Score for getting credit (0–100)	30.00	Score for trading across borders (0–100)	61.52
Procedures (number)	6	Strength of legal rights index (0–12)	6	Time to export	
Time (days)	15	Depth of credit information index (0–8)	0	Documentary compliance (hours)	13
Cost (% of income per capita)	14.0	Credit bureau coverage (% of adults)	0.0	Border compliance (hours)	101
Minimum capital (% of income per capita)	0.0	Credit registry coverage (% of adults)	0.0	Cost to export	
				Documentary compliance (US\$)	40
Dealing with construction permits (rank)	130	Protecting minority investors (rank)	132	Border compliance (US\$)	1,034
Score for dealing with construction permits (0–100)	62.53	Score for protecting minority investors (0–100)	43.33	Time to import	
Procedures (number)	15	Extent of disclosure index (0–10)	4	Documentary compliance (hours)	24
Time (days)	146	Extent of director liability index (0–10)	8	Border compliance (hours)	37
Cost (% of warehouse value)	1.7	Ease of shareholder suits index (0–10)	8	Cost to import	
Building quality control index (0–15)	5.0	Extent of shareholder rights index (0–10)	3	Documentary compliance (US\$)	50
		Extent of ownership and control index (0–10)	2	Border compliance (US\$)	1,256
		Extent of corporate transparency index (0–10)	1		
Getting electricity (rank)	89	Paying taxes (rank)	142	Enforcing contracts (rank)	80
Score for getting electricity (0–100)	73.34	Score for paying taxes (0–100)	59.62	Score for enforcing contracts (0–100)	59.33
Procedures (number)	5	Payments (number per year)	42	Time (days)	688
Time (days)	38	Time (hours per year)	140	Cost (% of claim value)	32.6
Cost (% of income per capita)	169.4	Total tax and contribution rate (% of profit)	47.8	Quality of judicial processes index (0–18)	11.0
Reliability of supply and transparency of tariffs index (0–8)	3	Postfiling index (0–100)	48.85		
Registering property (rank)	146			Resolving insolvency (rank)	168
Score for registering property (0–100)	50.14			Score for resolving insolvency (0–100)	0.00
Procedures (number)	8			Time (years)	no practice
Time (days)	32			Cost (% of estate)	no practice
Cost (% of property value)	7.4			Recovery rate (cents on the dollar)	0.0
Quality of land administration index (0–30)	7.0			Strength of insolvency framework index (0–16)	0.0
GUATEMALA		Latin America & Caribbean		GNI per capita (US\$)	
Ease of doing business rank (1–190)	98	Ease of doing business score (0–100)	62.17	Population	16,913,503
✓ Starting a business (rank)	89	Getting credit (rank)	22	Trading across borders (rank)	83
Score for starting a business (0–100)	86.71	Score for getting credit (0–100)	80.00	Score for trading across borders (0–100)	77.15
Procedures (number)	6	Strength of legal rights index (0–12)	9	Time to export	
Time (days)	15	Depth of credit information index (0–8)	7	Documentary compliance (hours)	48
Cost (% of income per capita)	18.1	Credit bureau coverage (% of adults)	7.0	Border compliance (hours)	36
Minimum capital (% of income per capita)	0.6	Credit registry coverage (% of adults)	24.2	Cost to export	
				Documentary compliance (US\$)	105
Dealing with construction permits (rank)	122	Protecting minority investors (rank)	174	Border compliance (US\$)	310
Score for dealing with construction permits (0–100)	64.72	Score for protecting minority investors (0–100)	31.67	Time to import	
Procedures (number)	11	Extent of disclosure index (0–10)	3	Documentary compliance (hours)	32
Time (days)	230	Extent of director liability index (0–10)	2	Border compliance (hours)	72
Cost (% of warehouse value)	6.3	Ease of shareholder suits index (0–10)	5	Cost to import	
Building quality control index (0–15)	11.0	Extent of shareholder rights index (0–10)	5	Documentary compliance (US\$)	37
		Extent of ownership and control index (0–10)	1	Border compliance (US\$)	405
		Extent of corporate transparency index (0–10)	3		
Getting electricity (rank)	44	Paying taxes (rank)	102	Enforcing contracts (rank)	176
Score for getting electricity (0–100)	84.12	Score for paying taxes (0–100)	70.30	Score for enforcing contracts (0–100)	34.55
Procedures (number)	5	Payments (number per year)	8	Time (days)	1,402
Time (days)	44	Time (hours per year)	248	Cost (% of claim value)	26.5
Cost (% of income per capita)	515.4	Total tax and contribution rate (% of profit)	35.2	Quality of judicial processes index (0–18)	6.0
Reliability of supply and transparency of tariffs index (0–8)	7	Postfiling index (0–100)	33.04		
Registering property (rank)	86			Resolving insolvency (rank)	156
Score for registering property (0–100)	64.90			Score for resolving insolvency (0–100)	27.59
Procedures (number)	7			Time (years)	3.0
Time (days)	24			Cost (% of estate)	14.5
Cost (% of property value)	3.7			Recovery rate (cents on the dollar)	28.0
Quality of land administration index (0–30)	13.5			Strength of insolvency framework index (0–16)	4.0
GUINEA		Sub-Saharan Africa		GNI per capita (US\$)	
Ease of doing business rank (1–190)	152	Ease of doing business score (0–100)	51.51	Population	12,717,176
✓ Starting a business (rank)	111	Getting credit (rank)	144	✓ Trading across borders (rank)	167
Score for starting a business (0–100)	83.90	Score for getting credit (0–100)	30.00	Score for trading across borders (0–100)	47.82
Procedures (number)	6	Strength of legal rights index (0–12)	6	Time to export	
Time (days)	15	Depth of credit information index (0–8)	0	Documentary compliance (hours)	139
Cost (% of income per capita)	38.2	Credit bureau coverage (% of adults)	0.0	Border compliance (hours)	72
Minimum capital (% of income per capita)	5.4	Credit registry coverage (% of adults)	0.0	Cost to export	
				Documentary compliance (US\$)	128
Dealing with construction permits (rank)	50	Protecting minority investors (rank)	149	Border compliance (US\$)	778
Score for dealing with construction permits (0–100)	74.04	Score for protecting minority investors (0–100)	40.00	Time to import	
Procedures (number)	15	Extent of disclosure index (0–10)	7	Documentary compliance (hours)	156
Time (days)	151	Extent of director liability index (0–10)	1	Border compliance (hours)	79
Cost (% of warehouse value)	1.6	Ease of shareholder suits index (0–10)	5	Cost to import	
Building quality control index (0–15)	12.0	Extent of shareholder rights index (0–10)	4	Documentary compliance (US\$)	180
		Extent of ownership and control index (0–10)	3	Border compliance (US\$)	809
		Extent of corporate transparency index (0–10)	4		
Getting electricity (rank)	146	Paying taxes (rank)	181	✓ Enforcing contracts (rank)	118
Score for getting electricity (0–100)	55.54	Score for paying taxes (0–100)	38.93	Score for enforcing contracts (0–100)	53.87
Procedures (number)	4	Payments (number per year)	33	Time (days)	311
Time (days)	69	Time (hours per year)	400	Cost (% of claim value)	45.0
Cost (% of income per capita)	3,160.3	Total tax and contribution rate (% of profit)	61.4	Quality of judicial processes index (0–18)	5.0
Reliability of supply and transparency of tariffs index (0–8)	0	Postfiling index (0–100)	12.77		
✓ Registering property (rank)	138			Resolving insolvency (rank)	116
Score for registering property (0–100)	51.92			Score for resolving insolvency (0–100)	39.10
Procedures (number)	6			Time (years)	3.8
Time (days)	44			Cost (% of estate)	8.0
Cost (% of property value)	7.8			Recovery rate (cents on the dollar)	20.4
Quality of land administration index (0–30)	6.5			Strength of insolvency framework index (0–16)	9.0

Note: Most indicator sets refer to a case scenario in the largest business city of an economy, though for 11 economies the data are a population-weighted average for the two largest business cities. For some indicators a result of "no practice" may be recorded for an economy; see the data notes for more details. In starting a business, procedures (number), time (days) and cost (% of income per capita) are calculated as the average of both men and women. For the postfiling index, a result of "not applicable" may be recorded for an economy.

✓ Reform making it easier to do business ✗ Change making it more difficult to do business

GUINEA-BISSAU		Sub-Saharan Africa		GNI per capita (US\$)	
Ease of doing business rank (1–190)	175	Ease of doing business score (0–100)	42.85	Population	1,861,283
Starting a business (rank)	158	Getting credit (rank)	144	Trading across borders (rank)	144
Score for starting a business (0–100)	75.22	Score for getting credit (0–100)	30.00	Score for trading across borders (0–100)	59.60
Procedures (number)	8.5	Strength of legal rights index (0–12)	6	Time to export	
Time (days)	8.5	Depth of credit information index (0–8)	0	Documentary compliance (hours)	60
Cost (% of income per capita)	91.0	Credit bureau coverage (% of adults)	0.5	Border compliance (hours)	118
Minimum capital (% of income per capita)	6.0	Credit registry coverage (% of adults)	0.2	Cost to export	
				Documentary compliance (US\$)	160
Dealing with construction permits (rank)	178	Protecting minority investors (rank)	140	Border compliance (US\$)	585
Score for dealing with construction permits (0–100)	44.40	Score for protecting minority investors (0–100)	41.67	Time to import	
Procedures (number)	13	Extent of disclosure index (0–10)	7	Documentary compliance (hours)	36
Time (days)	143	Extent of director liability index (0–10)	1	Border compliance (hours)	84
Cost (% of warehouse value)	24.6	Ease of shareholder suits index (0–10)	6	Cost to import	
Building quality control index (0–15)	6.5	Extent of shareholder rights index (0–10)	4	Documentary compliance (US\$)	205
		Extent of ownership and control index (0–10)	3	Border compliance (US\$)	550
		Extent of corporate transparency index (0–10)	4		
Getting electricity (rank)	180	Paying taxes (rank)	154	✓ Enforcing contracts (rank)	169
Score for getting electricity (0–100)	29.57	Score for getting credit (0–100)	54.93	Score for enforcing contracts (0–100)	38.61
Procedures (number)	7	Payments (number per year)	46	Time (days)	1,785
Time (days)	257	Time (hours per year)	218	Cost (% of claim value)	28.0
Cost (% of income per capita)	1,219.8	Total tax and contribution rate (% of profit)	45.5	Quality of judicial processes index (0–18)	8.5
Reliability of supply and transparency of tariffs index (0–8)	0	Postfiling index (0–100)	45.34		
Registering property (rank)	128			Resolving insolvency (rank)	168
Score for registering property (0–100)	54.50			Score for resolving insolvency (0–100)	0.00
Procedures (number)	5			Time (years)	no practice
Time (days)	48			Cost (% of estate)	no practice
Cost (% of property value)	5.4			Recovery rate (cents on the dollar)	0.0
Quality of land administration index (0–30)	3.0			Strength of insolvency framework index (0–16)	0.0
GUYANA		Latin America & Caribbean		GNI per capita (US\$)	
Ease of doing business rank (1–190)	134	Ease of doing business score (0–100)	55.57	Population	777,859
Starting a business (rank)	97	Getting credit (rank)	85	Trading across borders (rank)	146
Score for starting a business (0–100)	85.61	Score for getting credit (0–100)	55.00	Score for trading across borders (0–100)	59.33
Procedures (number)	7	Strength of legal rights index (0–12)	3	Time to export	
Time (days)	18	Depth of credit information index (0–8)	8	Documentary compliance (hours)	200
Cost (% of income per capita)	9.4	Credit bureau coverage (% of adults)	60.5	Border compliance (hours)	72
Minimum capital (% of income per capita)	0.0	Credit registry coverage (% of adults)	0.0	Cost to export	
				Documentary compliance (US\$)	78
Dealing with construction permits (rank)	164	Protecting minority investors (rank)	99	Border compliance (US\$)	378
Score for dealing with construction permits (0–100)	54.75	Score for protecting minority investors (0–100)	51.67	Time to import	
Procedures (number)	17	Extent of disclosure index (0–10)	5	Documentary compliance (hours)	156
Time (days)	208	Extent of director liability index (0–10)	5	Border compliance (hours)	84
Cost (% of warehouse value)	1.4	Ease of shareholder suits index (0–10)	8	Cost to import	
Building quality control index (0–15)	4.0	Extent of shareholder rights index (0–10)	6	Documentary compliance (US\$)	63
		Extent of ownership and control index (0–10)	2	Border compliance (US\$)	265
		Extent of corporate transparency index (0–10)	5		
Getting electricity (rank)	165	Paying taxes (rank)	119	Enforcing contracts (rank)	93
Score for getting electricity (0–100)	45.91	Score for getting credit (0–100)	65.67	Score for enforcing contracts (0–100)	57.87
Procedures (number)	8	Payments (number per year)	35	Time (days)	581
Time (days)	82	Time (hours per year)	256	Cost (% of claim value)	27.0
Cost (% of income per capita)	421.0	Total tax and contribution rate (% of profit)	30.6	Quality of judicial processes index (0–18)	7.5
Reliability of supply and transparency of tariffs index (0–8)	0	Postfiling index (0–100)	54.24		
Registering property (rank)	117			Resolving insolvency (rank)	162
Score for registering property (0–100)	57.48			Score for resolving insolvency (0–100)	22.38
Procedures (number)	6			Time (years)	3.0
Time (days)	45			Cost (% of estate)	28.5
Cost (% of property value)	4.6			Recovery rate (cents on the dollar)	18.4
Quality of land administration index (0–30)	7.0			Strength of insolvency framework index (0–16)	4.0
HAITI		Latin America & Caribbean		GNI per capita (US\$)	
Ease of doing business rank (1–190)	182	Ease of doing business score (0–100)	38.52	Population	10,981,229
Starting a business (rank)	189	✓ Getting credit (rank)	178	Trading across borders (rank)	86
Score for starting a business (0–100)	33.80	Score for getting credit (0–100)	10.00	Score for trading across borders (0–100)	76.90
Procedures (number)	12	Strength of legal rights index (0–12)	2	Time to export	
Time (days)	97	Depth of credit information index (0–8)	0	Documentary compliance (hours)	22
Cost (% of income per capita)	200.3	Credit bureau coverage (% of adults)	0.0	Border compliance (hours)	28
Minimum capital (% of income per capita)	12.4	Credit registry coverage (% of adults)	3.5	Cost to export	
				Documentary compliance (US\$)	48
Dealing with construction permits (rank)	180	Protecting minority investors (rank)	188	Border compliance (US\$)	368
Score for dealing with construction permits (0–100)	44.15	Score for protecting minority investors (0–100)	21.67	Time to import	
Procedures (number)	14	Extent of disclosure index (0–10)	2	Documentary compliance (hours)	28
Time (days)	98	Extent of director liability index (0–10)	3	Border compliance (hours)	83
Cost (% of warehouse value)	20.9	Ease of shareholder suits index (0–10)	4	Cost to import	
Building quality control index (0–15)	5.0	Extent of shareholder rights index (0–10)	3	Documentary compliance (US\$)	150
		Extent of ownership and control index (0–10)	1	Border compliance (US\$)	563
		Extent of corporate transparency index (0–10)	0		
Getting electricity (rank)	142	Paying taxes (rank)	147	Enforcing contracts (rank)	124
Score for getting electricity (0–100)	56.26	Score for getting credit (0–100)	57.58	Score for enforcing contracts (0–100)	52.49
Procedures (number)	4	Payments (number per year)	47	Time (days)	530
Time (days)	60	Time (hours per year)	184	Cost (% of claim value)	42.6
Cost (% of income per capita)	3,242.8	Total tax and contribution rate (% of profit)	42.7	Quality of judicial processes index (0–18)	7.0
Reliability of supply and transparency of tariffs index (0–8)	0	Postfiling index (0–100)	48.17		
Registering property (rank)	181			Resolving insolvency (rank)	168
Score for registering property (0–100)	32.34			Score for resolving insolvency (0–100)	0.00
Procedures (number)	5			Time (years)	no practice
Time (days)	312			Cost (% of estate)	no practice
Cost (% of property value)	6.8			Recovery rate (cents on the dollar)	0.0
Quality of land administration index (0–30)	2.5			Strength of insolvency framework index (0–16)	0.0

Note: Most indicator sets refer to a case scenario in the largest business city of an economy, though for 11 economies the data are a population-weighted average for the two largest business cities. For some indicators a result of "no practice" may be recorded for an economy; see the data notes for more details. In starting a business, procedures (number), time (days) and cost (% of income per capita) are calculated as the average of both men and women. For the postfiling index, a result of "not applicable" may be recorded for an economy.

✓ Reform making it easier to do business ✗ Change making it more difficult to do business

HONDURAS		Latin America & Caribbean		GNI per capita (US\$)	
Ease of doing business rank (1–190)	121	Ease of doing business score (0–100)	58.22	Population	9,265,067
Starting a business (rank)	154	Getting credit (rank)	12	Trading across borders (rank)	123
Score for starting a business (0–100)	77.06	Score for getting credit (0–100)	85.00	Score for trading across borders (0–100)	65.85
Procedures (number)	11	Strength of legal rights index (0–12)	9	Time to export	
Time (days)	13	Depth of credit information index (0–8)	8	Documentary compliance (hours)	48
Cost (% of income per capita)	40.7	Credit bureau coverage (% of adults)	47.4	Border compliance (hours)	88
Minimum capital (% of income per capita)	0.0	Credit registry coverage (% of adults)	21.2	Cost to export	
				Documentary compliance (US\$)	80
Dealing with construction permits (rank)	116	Protecting minority investors (rank)	140	Border compliance (US\$)	601
Score for dealing with construction permits (0–100)	66.10	Score for protecting minority investors (0–100)	41.67	Time to import	
Procedures (number)	17	Extent of disclosure index (0–10)	3	Documentary compliance (hours)	72
Time (days)	94	Extent of director liability index (0–10)	8	Border compliance (hours)	96
Cost (% of warehouse value)	6.9	Ease of shareholder suits index (0–10)	6	Cost to import	
Building quality control index (0–15)	10.0	Extent of shareholder rights index (0–10)	5	Documentary compliance (US\$)	70
		Extent of ownership and control index (0–10)	1	Border compliance (US\$)	483
		Extent of corporate transparency index (0–10)	2		
Getting electricity (rank)	153	Paying taxes (rank)	164	Enforcing contracts (rank)	152
Score for getting electricity (0–100)	53.78	Score for paying taxes (0–100)	51.74	Score for enforcing contracts (0–100)	45.54
Procedures (number)	7	Payments (number per year)	48	Time (days)	920
Time (days)	39	Time (hours per year)	224	Cost (% of claim value)	35.2
Cost (% of income per capita)	735.0	Total tax and contribution rate (% of profit)	44.4	Quality of judicial processes index (0–18)	7.5
Reliability of supply and transparency of tariffs index (0–8)	0	Postfiling index (0–100)	35.14		
Registering property (rank)	95			Resolving insolvency (rank)	143
Score for registering property (0–100)	63.43			Score for resolving insolvency (0–100)	32.09
Procedures (number)	6			Time (years)	3.8
Time (days)	29			Cost (% of estate)	14.5
Cost (% of property value)	5.7			Recovery rate (cents on the dollar)	19.0
Quality of land administration index (0–30)	14.0			Strength of insolvency framework index (0–16)	7.0
HONG KONG SAR, CHINA		East Asia & Pacific		GNI per capita (US\$)	
Ease of doing business rank (1–190)	4	Ease of doing business score (0–100)	84.22	Population	7,391,700
Starting a business (rank)	5	Getting credit (rank)	32	Trading across borders (rank)	27
Score for starting a business (0–100)	98.15	Score for getting credit (0–100)	75.00	Score for trading across borders (0–100)	95.04
Procedures (number)	2	Strength of legal rights index (0–12)	8	Time to export	
Time (days)	1.5	Depth of credit information index (0–8)	7	Documentary compliance (hours)	1
Cost (% of income per capita)	1.1	Credit bureau coverage (% of adults)	100.0	Border compliance (hours)	1
Minimum capital (% of income per capita)	0.0	Credit registry coverage (% of adults)	0.0	Cost to export	
				Documentary compliance (US\$)	12
Dealing with construction permits (rank)	1	Protecting minority investors (rank)	11	Border compliance (US\$)	0
Score for dealing with construction permits (0–100)	88.24	Score for protecting minority investors (0–100)	78.33	Time to import	
Procedures (number)	11	Extent of disclosure index (0–10)	10	Documentary compliance (hours)	1
Time (days)	72	Extent of director liability index (0–10)	8	Border compliance (hours)	19
Cost (% of warehouse value)	0.6	Ease of shareholder suits index (0–10)	9	Cost to import	
Building quality control index (0–15)	14.0	Extent of shareholder rights index (0–10)	7	Documentary compliance (US\$)	57
		Extent of ownership and control index (0–10)	5	Border compliance (US\$)	266
		Extent of corporate transparency index (0–10)	8		
✓ Getting electricity (rank)	3	Paying taxes (rank)	1	Enforcing contracts (rank)	30
Score for getting electricity (0–100)	99.34	Score for paying taxes (0–100)	99.71	Score for enforcing contracts (0–100)	69.13
Procedures (number)	3	Payments (number per year)	3	Time (days)	385
Time (days)	24	Time (hours per year)	34.5	Cost (% of claim value)	23.6
Cost (% of income per capita)	1.3	Total tax and contribution rate (% of profit)	22.9	Quality of judicial processes index (0–18)	10.0
Reliability of supply and transparency of tariffs index (0–8)	8	Postfiling index (0–100)	98.85		
Registering property (rank)	53			Resolving insolvency (rank)	44
Score for registering property (0–100)	73.55			Score for resolving insolvency (0–100)	65.69
Procedures (number)	5			Time (years)	0.8
Time (days)	27.5			Cost (% of estate)	5.0
Cost (% of property value)	7.7			Recovery rate (cents on the dollar)	87.2
Quality of land administration index (0–30)	27.5			Strength of insolvency framework index (0–16)	6.0
HUNGARY		OECD high income		GNI per capita (US\$)	
Ease of doing business rank (1–190)	53	Ease of doing business score (0–100)	72.28	Population	9,781,127
Starting a business (rank)	82	Getting credit (rank)	32	Trading across borders (rank)	1
Score for starting a business (0–100)	87.89	Score for getting credit (0–100)	75.00	Score for trading across borders (0–100)	100.00
Procedures (number)	6	Strength of legal rights index (0–12)	9	Time to export	
Time (days)	7	Depth of credit information index (0–8)	6	Documentary compliance (hours)	1
Cost (% of income per capita)	4.9	Credit bureau coverage (% of adults)	91.2	Border compliance (hours)	0
Minimum capital (% of income per capita)	40.1	Credit registry coverage (% of adults)	0.0	Cost to export	
				Documentary compliance (US\$)	0
Dealing with construction permits (rank)	110	Protecting minority investors (rank)	110	Border compliance (US\$)	0
Score for dealing with construction permits (0–100)	66.71	Score for protecting minority investors (0–100)	50.00	Time to import	
Procedures (number)	22	Extent of disclosure index (0–10)	2	Documentary compliance (hours)	1
Time (days)	192.5	Extent of director liability index (0–10)	4	Border compliance (hours)	0
Cost (% of warehouse value)	0.8	Ease of shareholder suits index (0–10)	6	Cost to import	
Building quality control index (0–15)	13.0	Extent of shareholder rights index (0–10)	6	Documentary compliance (US\$)	0
		Extent of ownership and control index (0–10)	5	Border compliance (US\$)	0
		Extent of corporate transparency index (0–10)	7		
Getting electricity (rank)	122	✓ Paying taxes (rank)	86	Enforcing contracts (rank)	22
Score for getting electricity (0–100)	63.29	Score for paying taxes (0–100)	73.81	Score for enforcing contracts (0–100)	70.98
Procedures (number)	5	Payments (number per year)	11	Time (days)	605
Time (days)	257	Time (hours per year)	277	Cost (% of claim value)	15.0
Cost (% of income per capita)	82.6	Total tax and contribution rate (% of profit)	40.3	Quality of judicial processes index (0–18)	12.5
Reliability of supply and transparency of tariffs index (0–8)	7	Postfiling index (0–100)	63.94		
Registering property (rank)	30			Resolving insolvency (rank)	65
Score for registering property (0–100)	80.09			Score for resolving insolvency (0–100)	55.03
Procedures (number)	4			Time (years)	2.0
Time (days)	17.5			Cost (% of estate)	14.5
Cost (% of property value)	5.0			Recovery rate (cents on the dollar)	44.2
Quality of land administration index (0–30)	26.0			Strength of insolvency framework index (0–16)	10.0

Note: Most indicator sets refer to a case scenario in the largest business city of an economy, though for 11 economies the data are a population-weighted average for the two largest business cities. For some indicators a result of “no practice” may be recorded for an economy; see the data notes for more details. In starting a business, procedures (number), time (days) and cost (% of income per capita) are calculated as the average of both men and women. For the postfiling index, a result of “not applicable” may be recorded for an economy.

✓ Reform making it easier to do business ✗ Change making it more difficult to do business

ICELAND		OECD high income		GNI per capita (US\$)	
Ease of doing business rank (1–190)	21	Ease of doing business score (0–100)	79.35	Population	341,284
Starting a business (rank)	59	Getting credit (rank)	73	Trading across borders (rank)	53
Score for starting a business (0–100)	90.72	Score for getting credit (0–100)	60.00	Score for trading across borders (0–100)	86.71
Procedures (number)	5	Strength of legal rights index (0–12)	5	Time to export	
Time (days)	11.5	Depth of credit information index (0–8)	7	Documentary compliance (hours)	2
Cost (% of income per capita)	1.7	Credit bureau coverage (% of adults)	100.0	Border compliance (hours)	36
Minimum capital (% of income per capita)	6.7	Credit registry coverage (% of adults)	0.0	Cost to export	
				Documentary compliance (US\$)	40
Dealing with construction permits (rank)	71	Protecting minority investors (rank)	30	Border compliance (US\$)	365
Score for dealing with construction permits (0–100)	71.64	Score for protecting minority investors (0–100)	70.00	Time to import	
Procedures (number)	17	Extent of disclosure index (0–10)	7	Documentary compliance (hours)	3
Time (days)	84	Extent of director liability index (0–10)	5	Border compliance (hours)	24
Cost (% of warehouse value)	0.4	Ease of shareholder suits index (0–10)	8	Cost to import	
Building quality control index (0–15)	8.0	Extent of shareholder rights index (0–10)	6	Documentary compliance (US\$)	0
		Extent of ownership and control index (0–10)	7	Border compliance (US\$)	365
		Extent of corporate transparency index (0–10)	9		
Getting electricity (rank)	13	Paying taxes (rank)	33	Enforcing contracts (rank)	31
Score for getting electricity (0–100)	92.24	Score for getting credit (0–100)	84.64	Score for enforcing contracts (0–100)	69.10
Procedures (number)	4	Payments (number per year)	21	Time (days)	417
Time (days)	22	Time (hours per year)	140	Cost (% of claim value)	9.0
Cost (% of income per capita)	9.3	Total tax and contribution rate (% of profit)	29.4	Quality of judicial processes index (0–18)	7.5
Reliability of supply and transparency of tariffs index (0–8)	7	Postfiling index (0–100)	87.20		
Registering property (rank)	15			Resolving insolvency (rank)	12
Score for registering property (0–100)	86.61			Score for resolving insolvency (0–100)	81.85
Procedures (number)	3			Time (years)	1.0
Time (days)	3.5			Cost (% of estate)	3.5
Cost (% of property value)	3.6			Recovery rate (cents on the dollar)	85.3
Quality of land administration index (0–30)	26.5			Strength of insolvency framework index (0–16)	11.5
INDIA		South Asia		GNI per capita (US\$)	
Ease of doing business rank (1–190)	77	Ease of doing business score (0–100)	67.23	Population	1,339,180,127
✓ Starting a business (rank)	137	✓ Getting credit (rank)	22	✓ Trading across borders (rank)	80
Score for starting a business (0–100)	80.96	Score for getting credit (0–100)	80.00	Score for trading across borders (0–100)	77.46
Procedures (number)	10	Strength of legal rights index (0–12)	9	Time to export	
Time (days)	16.5	Depth of credit information index (0–8)	7	Documentary compliance (hours)	14.5
Cost (% of income per capita)	14.4	Credit bureau coverage (% of adults)	55.9	Border compliance (hours)	66.2
Minimum capital (% of income per capita)	0.0	Credit registry coverage (% of adults)	0.0	Cost to export	
				Documentary compliance (US\$)	77.7
✓ Dealing with construction permits (rank)	52	Protecting minority investors (rank)	7	Border compliance (US\$)	251.6
Score for dealing with construction permits (0–100)	73.81	Score for protecting minority investors (0–100)	80.00	Time to import	
Procedures (number)	17.9	Extent of disclosure index (0–10)	8	Documentary compliance (hours)	29.7
Time (days)	94.8	Extent of director liability index (0–10)	7	Border compliance (hours)	96.7
Cost (% of warehouse value)	5.4	Ease of shareholder suits index (0–10)	7	Cost to import	
Building quality control index (0–15)	14.0	Extent of shareholder rights index (0–10)	10	Documentary compliance (US\$)	100
		Extent of ownership and control index (0–10)	8	Border compliance (US\$)	331
		Extent of corporate transparency index (0–10)	8		
✓ Getting electricity (rank)	24	✓ Paying taxes (rank)	121	Enforcing contracts (rank)	163
Score for getting electricity (0–100)	89.15	Score for getting credit (0–100)	65.36	Score for enforcing contracts (0–100)	41.19
Procedures (number)	3.5	Payments (number per year)	11.9	Time (days)	1,445
Time (days)	55	Time (hours per year)	275.4	Cost (% of claim value)	31.0
Cost (% of income per capita)	29.5	Total tax and contribution rate (% of profit)	52.1	Quality of judicial processes index (0–18)	10.5
Reliability of supply and transparency of tariffs index (0–8)	6.5	Postfiling index (0–100)	49.31		
Registering property (rank)	166			Resolving insolvency (rank)	108
Score for registering property (0–100)	43.55			Score for resolving insolvency (0–100)	40.84
Procedures (number)	9			Time (years)	4.3
Time (days)	69.1			Cost (% of estate)	9.0
Cost (% of property value)	8.3			Recovery rate (cents on the dollar)	26.5
Quality of land administration index (0–30)	8.7			Strength of insolvency framework index (0–16)	8.5
INDONESIA		East Asia & Pacific		GNI per capita (US\$)	
Ease of doing business rank (1–190)	73	Ease of doing business score (0–100)	67.96	Population	263,991,379
✓ Starting a business (rank)	134	✓ Getting credit (rank)	44	Trading across borders (rank)	116
Score for starting a business (0–100)	81.22	Score for getting credit (0–100)	70.00	Score for trading across borders (0–100)	67.27
Procedures (number)	10	Strength of legal rights index (0–12)	6	Time to export	
Time (days)	19.6	Depth of credit information index (0–8)	8	Documentary compliance (hours)	61.3
Cost (% of income per capita)	6.1	Credit bureau coverage (% of adults)	38.1	Border compliance (hours)	53.3
Minimum capital (% of income per capita)	0.0	Credit registry coverage (% of adults)	58.2	Cost to export	
				Documentary compliance (US\$)	138.8
Dealing with construction permits (rank)	112	Protecting minority investors (rank)	51	Border compliance (US\$)	253.7
Score for dealing with construction permits (0–100)	66.57	Score for protecting minority investors (0–100)	63.33	Time to import	
Procedures (number)	17	Extent of disclosure index (0–10)	10	Documentary compliance (hours)	106.2
Time (days)	200.1	Extent of director liability index (0–10)	5	Border compliance (hours)	99.4
Cost (% of warehouse value)	4.4	Ease of shareholder suits index (0–10)	2	Cost to import	
Building quality control index (0–15)	13.0	Extent of shareholder rights index (0–10)	7	Documentary compliance (US\$)	164.4
		Extent of ownership and control index (0–10)	7	Border compliance (US\$)	382.6
		Extent of corporate transparency index (0–10)	7		
Getting electricity (rank)	33	Paying taxes (rank)	112	Enforcing contracts (rank)	146
Score for getting electricity (0–100)	86.38	Score for getting credit (0–100)	68.03	Score for enforcing contracts (0–100)	47.23
Procedures (number)	4	Payments (number per year)	43	Time (days)	403.2
Time (days)	34	Time (hours per year)	207.5	Cost (% of claim value)	70.3
Cost (% of income per capita)	252.8	Total tax and contribution rate (% of profit)	30.1	Quality of judicial processes index (0–18)	7.9
Reliability of supply and transparency of tariffs index (0–8)	5.8	Postfiling index (0–100)	68.82		
✓ Registering property (rank)	100			Resolving insolvency (rank)	36
Score for registering property (0–100)	61.67			Score for resolving insolvency (0–100)	67.89
Procedures (number)	5			Time (years)	1.1
Time (days)	27.6			Cost (% of estate)	21.6
Cost (% of property value)	8.3			Recovery rate (cents on the dollar)	65.2
Quality of land administration index (0–30)	14.5			Strength of insolvency framework index (0–16)	10.5

Note: Most indicator sets refer to a case scenario in the largest business city of an economy, though for 11 economies the data are a population-weighted average for the two largest business cities. For some indicators a result of “no practice” may be recorded for an economy; see the data notes for more details. In starting a business, procedures (number), time (days) and cost (% of income per capita) are calculated as the average of both men and women. For the postfiling index, a result of “not applicable” may be recorded for an economy.

✓ Reform making it easier to do business ✗ Change making it more difficult to do business

IRAN, ISLAMIC REP.		Middle East & North Africa		GNI per capita (US\$)	
Ease of doing business rank (1–190)	128	Ease of doing business score (0–100)	56.98	Population	81,162,788
Starting a business (rank)	173	Getting credit (rank)	99	✓ Trading across borders (rank)	121
Score for starting a business (0–100)	67.79	Score for getting credit (0–100)	50.00	Score for trading across borders (0–100)	66.20
Procedures (number)	10.5	Strength of legal rights index (0–12)	2	Time to export	
Time (days)	72.5	Depth of credit information index (0–8)	8	Documentary compliance (hours)	33
Cost (% of income per capita)	1.2	Credit bureau coverage (% of adults)	58.3	Border compliance (hours)	101
Minimum capital (% of income per capita)	0.0	Credit registry coverage (% of adults)	57.5	Cost to export	
				Documentary compliance (US\$)	60
Dealing with construction permits (rank)	86	Protecting minority investors (rank)	173	Border compliance (US\$)	415
Score for dealing with construction permits (0–100)	69.11	Score for protecting minority investors (0–100)	33.33	Time to import	
Procedures (number)	16	Extent of disclosure index (0–10)	7	Documentary compliance (hours)	40
Time (days)	130	Extent of director liability index (0–10)	4	Border compliance (hours)	141
Cost (% of warehouse value)	6.6	Ease of shareholder suits index (0–10)	1	Cost to import	
Building quality control index (0–15)	12.5	Extent of shareholder rights index (0–10)	3	Documentary compliance (US\$)	90
		Extent of ownership and control index (0–10)	3	Border compliance (US\$)	660
		Extent of corporate transparency index (0–10)	2		
Getting electricity (rank)	108	✓ Paying taxes (rank)	149	Enforcing contracts (rank)	89
Score for getting electricity (0–100)	68.86	Score for paying taxes (0–100)	56.78	Score for enforcing contracts (0–100)	58.21
Procedures (number)	6	Payments (number per year)	20	Time (days)	505
Time (days)	77	Time (hours per year)	216	Cost (% of claim value)	19.3
Cost (% of income per capita)	923.1	Total tax and contribution rate (% of profit)	44.7	Quality of judicial processes index (0–18)	5.0
Reliability of supply and transparency of tariffs index (0–8)	5	Postfiling index (0–100)	7.96		
Registering property (rank)	90			Resolving insolvency (rank)	131
Score for registering property (0–100)	63.98			Score for resolving insolvency (0–100)	35.57
Procedures (number)	6			Time (years)	1.5
Time (days)	31			Cost (% of estate)	15.0
Cost (% of property value)	5.7			Recovery rate (cents on the dollar)	37.1
Quality of land administration index (0–30)	15.0			Strength of insolvency framework index (0–16)	5.0
IRAQ		Middle East & North Africa		GNI per capita (US\$)	
Ease of doing business rank (1–190)	171	Ease of doing business score (0–100)	44.72	Population	38,274,618
Starting a business (rank)	155	Getting credit (rank)	186	Trading across borders (rank)	181
Score for starting a business (0–100)	76.55	Score for getting credit (0–100)	0.00	Score for trading across borders (0–100)	25.33
Procedures (number)	8.5	Strength of legal rights index (0–12)	0	Time to export	
Time (days)	26.5	Depth of credit information index (0–8)	0	Documentary compliance (hours)	504
Cost (% of income per capita)	38.8	Credit bureau coverage (% of adults)	0.0	Border compliance (hours)	85
Minimum capital (% of income per capita)	16.6	Credit registry coverage (% of adults)	1.1	Cost to export	
				Documentary compliance (US\$)	1,800
Dealing with construction permits (rank)	103	Protecting minority investors (rank)	125	Border compliance (US\$)	1,118
Score for dealing with construction permits (0–100)	67.64	Score for protecting minority investors (0–100)	46.67	Time to import	
Procedures (number)	11	Extent of disclosure index (0–10)	4	Documentary compliance (hours)	176
Time (days)	167	Extent of director liability index (0–10)	5	Border compliance (hours)	131
Cost (% of warehouse value)	0.3	Ease of shareholder suits index (0–10)	5	Cost to import	
Building quality control index (0–15)	5.5	Extent of shareholder rights index (0–10)	8	Documentary compliance (US\$)	500
		Extent of ownership and control index (0–10)	3	Border compliance (US\$)	644
		Extent of corporate transparency index (0–10)	3		
Getting electricity (rank)	126	Paying taxes (rank)	129	Enforcing contracts (rank)	143
Score for getting electricity (0–100)	61.73	Score for paying taxes (0–100)	63.55	Score for enforcing contracts (0–100)	48.02
Procedures (number)	5	Payments (number per year)	15	Time (days)	520
Time (days)	51	Time (hours per year)	312	Cost (% of claim value)	28.1
Cost (% of income per capita)	436.8	Total tax and contribution rate (% of profit)	30.8	Quality of judicial processes index (0–18)	1.5
Reliability of supply and transparency of tariffs index (0–8)	0	Postfiling index (0–100)	21.43		
Registering property (rank)	113			Resolving insolvency (rank)	168
Score for registering property (0–100)	57.74			Score for resolving insolvency (0–100)	0.00
Procedures (number)	5			Time (years)	no practice
Time (days)	51			Cost (% of estate)	no practice
Cost (% of property value)	7.0			Recovery rate (cents on the dollar)	0.0
Quality of land administration index (0–30)	10.5			Strength of insolvency framework index (0–16)	0.0
IRELAND		OECD high income		GNI per capita (US\$)	
Ease of doing business rank (1–190)	23	Ease of doing business score (0–100)	78.91	Population	4,813,608
Starting a business (rank)	10	✓ Getting credit (rank)	44	Trading across borders (rank)	52
Score for starting a business (0–100)	95.91	Score for getting credit (0–100)	70.00	Score for trading across borders (0–100)	87.25
Procedures (number)	3	Strength of legal rights index (0–12)	7	Time to export	
Time (days)	5	Depth of credit information index (0–8)	7	Documentary compliance (hours)	1
Cost (% of income per capita)	0.1	Credit bureau coverage (% of adults)	100.0	Border compliance (hours)	24
Minimum capital (% of income per capita)	0.0	Credit registry coverage (% of adults)	90.3	Cost to export	
				Documentary compliance (US\$)	75
Dealing with construction permits (rank)	28	Protecting minority investors (rank)	15	Border compliance (US\$)	305
Score for dealing with construction permits (0–100)	77.49	Score for protecting minority investors (0–100)	75.00	Time to import	
Procedures (number)	10	Extent of disclosure index (0–10)	9	Documentary compliance (hours)	1
Time (days)	149.5	Extent of director liability index (0–10)	8	Border compliance (hours)	24
Cost (% of warehouse value)	4.2	Ease of shareholder suits index (0–10)	9	Cost to import	
Building quality control index (0–15)	13.0	Extent of shareholder rights index (0–10)	7	Documentary compliance (US\$)	75
		Extent of ownership and control index (0–10)	4	Border compliance (US\$)	253
		Extent of corporate transparency index (0–10)	8		
Getting electricity (rank)	43	Paying taxes (rank)	4	✓ Enforcing contracts (rank)	102
Score for getting electricity (0–100)	84.24	Score for paying taxes (0–100)	94.46	Score for enforcing contracts (0–100)	56.03
Procedures (number)	5	Payments (number per year)	9	Time (days)	650
Time (days)	85	Time (hours per year)	82	Cost (% of claim value)	26.9
Cost (% of income per capita)	48.3	Total tax and contribution rate (% of profit)	26.0	Quality of judicial processes index (0–18)	7.5
Reliability of supply and transparency of tariffs index (0–8)	8	Postfiling index (0–100)	92.93		
✗ Registering property (rank)	64			Resolving insolvency (rank)	18
Score for registering property (0–100)	69.63			Score for resolving insolvency (0–100)	79.12
Procedures (number)	5			Time (years)	0.4
Time (days)	31.5			Cost (% of estate)	9.0
Cost (% of property value)	6.5			Recovery rate (cents on the dollar)	86.0
Quality of land administration index (0–30)	21.0			Strength of insolvency framework index (0–16)	10.5

Note: Most indicator sets refer to a case scenario in the largest business city of an economy, though for 11 economies the data are a population-weighted average for the two largest business cities. For some indicators a result of "no practice" may be recorded for an economy; see the data notes for more details. In starting a business, procedures (number), time (days) and cost (% of income per capita) are calculated as the average of both men and women. For the postfiling index, a result of "not applicable" may be recorded for an economy.

✓ Reform making it easier to do business ✗ Change making it more difficult to do business

ISRAEL		OECD high income		GNI per capita (US\$)	
Ease of doing business rank (1–190)	49	Ease of doing business score (0–100)	73.23	Population	8,712,400
Starting a business (rank)	45	Getting credit (rank)	60	Trading across borders (rank)	64
Score for starting a business (0–100)	92.35	Score for getting credit (0–100)	65.00	Score for trading across borders (0–100)	82.85
Procedures (number)	4	Strength of legal rights index (0–12)	6	Time to export	
Time (days)	12	Depth of credit information index (0–8)	7	Documentary compliance (hours)	13
Cost (% of income per capita)	2.8	Credit bureau coverage (% of adults)	70.3	Border compliance (hours)	36
Minimum capital (% of income per capita)	0.0	Credit registry coverage (% of adults)	0.0	Cost to export	
				Documentary compliance (US\$)	73
Dealing with construction permits (rank)	41	Protecting minority investors (rank)	23	Border compliance (US\$)	150
Score for dealing with construction permits (0–100)	75.10	Score for protecting minority investors (0–100)	73.33	Time to import	
Procedures (number)	13	Extent of disclosure index (0–10)	7	Documentary compliance (hours)	44
Time (days)	207	Extent of director liability index (0–10)	9	Border compliance (hours)	64
Cost (% of warehouse value)	1.8	Ease of shareholder suits index (0–10)	9	Cost to import	
Building quality control index (0–15)	14.0	Extent of shareholder rights index (0–10)	7	Documentary compliance (US\$)	70
		Extent of ownership and control index (0–10)	3	Border compliance (US\$)	307
		Extent of corporate transparency index (0–10)	9		
Getting electricity (rank)	78	Paying taxes (rank)	90	Enforcing contracts (rank)	90
Score for getting electricity (0–100)	76.24	Score for paying taxes (0–100)	72.56	Score for enforcing contracts (0–100)	57.93
Procedures (number)	5	Payments (number per year)	28	Time (days)	975
Time (days)	102	Time (hours per year)	239	Cost (% of claim value)	25.3
Cost (% of income per capita)	13.9	Total tax and contribution rate (% of profit)	26.2	Quality of judicial processes index (0–18)	13.0
Reliability of supply and transparency of tariffs index (0–8)	6	Postfiling index (0–100)	61.36		
✓ Registering property (rank)	89			Resolving insolvency (rank)	29
Score for registering property (0–100)	64.19			Score for resolving insolvency (0–100)	72.73
Procedures (number)	6			Time (years)	2.0
Time (days)	37			Cost (% of estate)	23.0
Cost (% of property value)	7.2			Recovery rate (cents on the dollar)	62.5
Quality of land administration index (0–30)	19.0			Strength of insolvency framework index (0–16)	12.5
ITALY		OECD high income		GNI per capita (US\$)	
Ease of doing business rank (1–190)	51	Ease of doing business score (0–100)	72.56	Population	60,551,416
Starting a business (rank)	67	Getting credit (rank)	112	Trading across borders (rank)	1
Score for starting a business (0–100)	89.50	Score for getting credit (0–100)	45.00	Score for trading across borders (0–100)	100.00
Procedures (number)	6	Strength of legal rights index (0–12)	2	Time to export	
Time (days)	6	Depth of credit information index (0–8)	7	Documentary compliance (hours)	1
Cost (% of income per capita)	14.1	Credit bureau coverage (% of adults)	100.0	Border compliance (hours)	0
Minimum capital (% of income per capita)	0.0	Credit registry coverage (% of adults)	30.5	Cost to export	
				Documentary compliance (US\$)	0
Dealing with construction permits (rank)	104	Protecting minority investors (rank)	72	Border compliance (US\$)	0
Score for dealing with construction permits (0–100)	67.39	Score for protecting minority investors (0–100)	58.33	Time to import	
Procedures (number)	12	Extent of disclosure index (0–10)	7	Documentary compliance (hours)	1
Time (days)	227.5	Extent of director liability index (0–10)	4	Border compliance (hours)	0
Cost (% of warehouse value)	3.5	Ease of shareholder suits index (0–10)	6	Cost to import	
Building quality control index (0–15)	11.0	Extent of shareholder rights index (0–10)	6	Documentary compliance (US\$)	0
		Extent of ownership and control index (0–10)	4	Border compliance (US\$)	0
		Extent of corporate transparency index (0–10)	8		
Getting electricity (rank)	37	✗ Paying taxes (rank)	118	Enforcing contracts (rank)	111
Score for getting electricity (0–100)	85.28	Score for paying taxes (0–100)	66.32	Score for enforcing contracts (0–100)	54.79
Procedures (number)	4	Payments (number per year)	14	Time (days)	1,120
Time (days)	82	Time (hours per year)	238	Cost (% of claim value)	23.1
Cost (% of income per capita)	151.8	Total tax and contribution rate (% of profit)	53.1	Quality of judicial processes index (0–18)	13.0
Reliability of supply and transparency of tariffs index (0–8)	7	Postfiling index (0–100)	52.39		
Registering property (rank)	23			Resolving insolvency (rank)	22
Score for registering property (0–100)	81.72			Score for resolving insolvency (0–100)	77.28
Procedures (number)	4			Time (years)	1.8
Time (days)	16			Cost (% of estate)	22.0
Cost (% of property value)	4.4			Recovery rate (cents on the dollar)	65.2
Quality of land administration index (0–30)	26.5			Strength of insolvency framework index (0–16)	13.5
JAMAICA		Latin America & Caribbean		GNI per capita (US\$)	
Ease of doing business rank (1–190)	75	Ease of doing business score (0–100)	67.47	Population	2,890,299
Starting a business (rank)	6	✓ Getting credit (rank)	12	Trading across borders (rank)	134
Score for starting a business (0–100)	97.35	Score for getting credit (0–100)	85.00	Score for trading across borders (0–100)	61.54
Procedures (number)	2	Strength of legal rights index (0–12)	9	Time to export	
Time (days)	3	Depth of credit information index (0–8)	8	Documentary compliance (hours)	47
Cost (% of income per capita)	4.4	Credit bureau coverage (% of adults)	27.7	Border compliance (hours)	58
Minimum capital (% of income per capita)	0.0	Credit registry coverage (% of adults)	0.0	Cost to export	
				Documentary compliance (US\$)	90
Dealing with construction permits (rank)	76	Protecting minority investors (rank)	89	Border compliance (US\$)	876
Score for dealing with construction permits (0–100)	70.71	Score for protecting minority investors (0–100)	55.00	Time to import	
Procedures (number)	19	Extent of disclosure index (0–10)	4	Documentary compliance (hours)	56
Time (days)	141.5	Extent of director liability index (0–10)	8	Border compliance (hours)	80
Cost (% of warehouse value)	1.6	Ease of shareholder suits index (0–10)	5	Cost to import	
Building quality control index (0–15)	12.0	Extent of shareholder rights index (0–10)	6	Documentary compliance (US\$)	90
		Extent of ownership and control index (0–10)	4	Border compliance (US\$)	906
		Extent of corporate transparency index (0–10)	6		
Getting electricity (rank)	115	Paying taxes (rank)	123	Enforcing contracts (rank)	127
Score for getting electricity (0–100)	64.96	Score for paying taxes (0–100)	64.79	Score for enforcing contracts (0–100)	51.87
Procedures (number)	7	Payments (number per year)	11	Time (days)	550
Time (days)	95	Time (hours per year)	272	Cost (% of claim value)	50.2
Cost (% of income per capita)	203.9	Total tax and contribution rate (% of profit)	35.1	Quality of judicial processes index (0–18)	8.5
Reliability of supply and transparency of tariffs index (0–8)	5	Postfiling index (0–100)	19.68		
Registering property (rank)	131			Resolving insolvency (rank)	33
Score for registering property (0–100)	53.61			Score for resolving insolvency (0–100)	69.83
Procedures (number)	8			Time (years)	1.1
Time (days)	19			Cost (% of estate)	18.0
Cost (% of property value)	9.8			Recovery rate (cents on the dollar)	65.9
Quality of land administration index (0–30)	14.0			Strength of insolvency framework index (0–16)	11.0

Note: Most indicator sets refer to a case scenario in the largest business city of an economy, though for 11 economies the data are a population-weighted average for the two largest business cities. For some indicators a result of “no practice” may be recorded for an economy; see the data notes for more details. In starting a business, procedures (number), time (days) and cost (% of income per capita) are calculated as the average of both men and women. For the postfiling index, a result of “not applicable” may be recorded for an economy.

✓ Reform making it easier to do business ✗ Change making it more difficult to do business

JAPAN		OECD high income		GNI per capita (US\$)	
Ease of doing business rank (1–190)	39	Ease of doing business score (0–100)	75.65	Population	126,785,797
Starting a business (rank)	93	Getting credit (rank)	85	Trading across borders (rank)	56
Score for starting a business (0–100)	86.10	Score for getting credit (0–100)	55.00	Score for trading across borders (0–100)	86.51
Procedures (number)	8	Strength of legal rights index (0–12)	5	Time to export	
Time (days)	11.2	Depth of credit information index (0–8)	6	Documentary compliance (hours)	2.4
Cost (% of income per capita)	7.5	Credit bureau coverage (% of adults)	100.0	Border compliance (hours)	22.6
Minimum capital (% of income per capita)	0.0	Credit registry coverage (% of adults)	0.0	Cost to export	
				Documentary compliance (US\$)	54
Dealing with construction permits (rank)	44	Protecting minority investors (rank)	64	Border compliance (US\$)	264.9
Score for dealing with construction permits (0–100)	74.95	Score for protecting minority investors (0–100)	60.00	Time to import	
Procedures (number)	12	Extent of disclosure index (0–10)	7	Documentary compliance (hours)	3.4
Time (days)	175	Extent of director liability index (0–10)	6	Border compliance (hours)	39.6
Cost (% of warehouse value)	0.5	Ease of shareholder suits index (0–10)	8	Cost to import	
Building quality control index (0–15)	11.0	Extent of shareholder rights index (0–10)	6	Documentary compliance (US\$)	107
		Extent of ownership and control index (0–10)	3	Border compliance (US\$)	299.2
		Extent of corporate transparency index (0–10)	6		
Getting electricity (rank)	22	Paying taxes (rank)	97	Enforcing contracts (rank)	52
Score for getting electricity (0–100)	89.88	Score for paying taxes (0–100)	71.14	Score for enforcing contracts (0–100)	65.26
Procedures (number)	3.4	Payments (number per year)	30	Time (days)	360
Time (days)	97.7	Time (hours per year)	129.5	Cost (% of claim value)	23.4
Cost (% of income per capita)	0.0	Total tax and contribution rate (% of profit)	46.7	Quality of judicial processes index (0–18)	7.5
Reliability of supply and transparency of tariffs index (0–8)	8	Postfiling index (0–100)	71.69		
Registering property (rank)	48			Resolving insolvency (rank)	1
Score for registering property (0–100)	74.21			Score for resolving insolvency (0–100)	93.45
Procedures (number)	6			Time (years)	0.6
Time (days)	13			Cost (% of estate)	4.2
Cost (% of property value)	5.8			Recovery rate (cents on the dollar)	92.4
Quality of land administration index (0–30)	24.8			Strength of insolvency framework index (0–16)	14.0
JORDAN		Middle East & North Africa		GNI per capita (US\$)	
Ease of doing business rank (1–190)	104	Ease of doing business score (0–100)	60.98	Population	9,702,353
Starting a business (rank)	106	✓ Getting credit (rank)	134	Trading across borders (rank)	74
Score for starting a business (0–100)	84.43	Score for getting credit (0–100)	35.00	Score for trading across borders (0–100)	79.03
Procedures (number)	7.5	Strength of legal rights index (0–12)	0	Time to export	
Time (days)	12.5	Depth of credit information index (0–8)	7	Documentary compliance (hours)	6
Cost (% of income per capita)	23.9	Credit bureau coverage (% of adults)	19.9	Border compliance (hours)	53
Minimum capital (% of income per capita)	0.1	Credit registry coverage (% of adults)	4.8	Cost to export	
				Documentary compliance (US\$)	100
Dealing with construction permits (rank)	139	✓ Protecting minority investors (rank)	125	Border compliance (US\$)	131
Score for dealing with construction permits (0–100)	60.47	Score for protecting minority investors (0–100)	46.67	Time to import	
Procedures (number)	20	Extent of disclosure index (0–10)	4	Documentary compliance (hours)	55
Time (days)	66	Extent of director liability index (0–10)	4	Border compliance (hours)	79
Cost (% of warehouse value)	12.0	Ease of shareholder suits index (0–10)	3	Cost to import	
Building quality control index (0–15)	11.0	Extent of shareholder rights index (0–10)	3	Documentary compliance (US\$)	190
		Extent of ownership and control index (0–10)	6	Border compliance (US\$)	206
		Extent of corporate transparency index (0–10)	8		
Getting electricity (rank)	62	✓ Paying taxes (rank)	95	✓ Enforcing contracts (rank)	108
Score for getting electricity (0–100)	80.49	Score for paying taxes (0–100)	71.48	Score for enforcing contracts (0–100)	55.56
Procedures (number)	5	Payments (number per year)	23	Time (days)	642
Time (days)	55	Time (hours per year)	126.8	Cost (% of claim value)	31.2
Cost (% of income per capita)	293.6	Total tax and contribution rate (% of profit)	28.6	Quality of judicial processes index (0–18)	8.0
Reliability of supply and transparency of tariffs index (0–8)	6	Postfiling index (0–100)	34.69		
Registering property (rank)	72			Resolving insolvency (rank)	150
Score for registering property (0–100)	66.40			Score for resolving insolvency (0–100)	30.31
Procedures (number)	6			Time (years)	3.0
Time (days)	17			Cost (% of estate)	20.0
Cost (% of property value)	9.0			Recovery rate (cents on the dollar)	27.3
Quality of land administration index (0–30)	22.5			Strength of insolvency framework index (0–16)	5.0
KAZAKHSTAN		Europe & Central Asia		GNI per capita (US\$)	
Ease of doing business rank (1–190)	28	Ease of doing business score (0–100)	77.89	Population	18,037,646
✓ Starting a business (rank)	36	Getting credit (rank)	60	✓ Trading across borders (rank)	102
Score for starting a business (0–100)	92.96	Score for getting credit (0–100)	65.00	Score for trading across borders (0–100)	70.36
Procedures (number)	5	Strength of legal rights index (0–12)	6	Time to export	
Time (days)	5	Depth of credit information index (0–8)	7	Documentary compliance (hours)	128
Cost (% of income per capita)	0.3	Credit bureau coverage (% of adults)	59.3	Border compliance (hours)	105
Minimum capital (% of income per capita)	0.0	Credit registry coverage (% of adults)	0.0	Cost to export	
				Documentary compliance (US\$)	200
Dealing with construction permits (rank)	35	Protecting minority investors (rank)	1	Border compliance (US\$)	470
Score for dealing with construction permits (0–100)	75.77	Score for protecting minority investors (0–100)	85.00	Time to import	
Procedures (number)	18	Extent of disclosure index (0–10)	9	Documentary compliance (hours)	6
Time (days)	101.5	Extent of director liability index (0–10)	6	Border compliance (hours)	2
Cost (% of warehouse value)	2.0	Ease of shareholder suits index (0–10)	9	Cost to import	
Building quality control index (0–15)	13.0	Extent of shareholder rights index (0–10)	10	Documentary compliance (US\$)	0
		Extent of ownership and control index (0–10)	8	Border compliance (US\$)	0
		Extent of corporate transparency index (0–10)	9		
Getting electricity (rank)	76	Paying taxes (rank)	56	✓ Enforcing contracts (rank)	4
Score for getting electricity (0–100)	76.79	Score for paying taxes (0–100)	79.28	Score for enforcing contracts (0–100)	81.25
Procedures (number)	7	Payments (number per year)	7	Time (days)	370
Time (days)	77	Time (hours per year)	182	Cost (% of claim value)	22.0
Cost (% of income per capita)	43.2	Total tax and contribution rate (% of profit)	29.4	Quality of judicial processes index (0–18)	16.0
Reliability of supply and transparency of tariffs index (0–8)	8	Postfiling index (0–100)	48.85		
Registering property (rank)	18			Resolving insolvency (rank)	37
Score for registering property (0–100)	84.62			Score for resolving insolvency (0–100)	67.83
Procedures (number)	3			Time (years)	1.5
Time (days)	3.5			Cost (% of estate)	15.0
Cost (% of property value)	0.1			Recovery rate (cents on the dollar)	38.9
Quality of land administration index (0–30)	17.0			Strength of insolvency framework index (0–16)	15.0

Note: Most indicator sets refer to a case scenario in the largest business city of an economy, though for 11 economies the data are a population-weighted average for the two largest business cities. For some indicators a result of “no practice” may be recorded for an economy; see the data notes for more details. In starting a business, procedures (number), time (days) and cost (% of income per capita) are calculated as the average of both men and women. For the postfiling index, a result of “not applicable” may be recorded for an economy.

✓ Reform making it easier to do business ✗ Change making it more difficult to do business

KENYA		Sub-Saharan Africa		GNI per capita (US\$)	
Ease of doing business rank (1–190)	61	Ease of doing business score (0–100)	70.31	Population	49,699,862
Starting a business (rank)	126	✓ Getting credit (rank)	8	Trading across borders (rank)	112
Score for starting a business (0–100)	82.41	Score for getting credit (0–100)	90.00	Score for trading across borders (0–100)	68.06
Procedures (number)	7	Strength of legal rights index (0–12)	10	Time to export	
Time (days)	23	Depth of credit information index (0–8)	8	Documentary compliance (hours)	19
Cost (% of income per capita)	24.9	Credit bureau coverage (% of adults)	29.9	Border compliance (hours)	16
Minimum capital (% of income per capita)	0.0	Credit registry coverage (% of adults)	0.0	Cost to export	
				Documentary compliance (US\$)	191
Dealing with construction permits (rank)	128	✓ Protecting minority investors (rank)	11	Border compliance (US\$)	143
Score for dealing with construction permits (0–100)	63.49	Score for protecting minority investors (0–100)	78.33	Time to import	
Procedures (number)	16	Extent of disclosure index (0–10)	10	Documentary compliance (hours)	60
Time (days)	159	Extent of director liability index (0–10)	10	Border compliance (hours)	180
Cost (% of warehouse value)	4.7	Ease of shareholder suits index (0–10)	9	Cost to import	
Building quality control index (0–15)	9.0	Extent of shareholder rights index (0–10)	7	Documentary compliance (US\$)	115
		Extent of ownership and control index (0–10)	6	Border compliance (US\$)	833
		Extent of corporate transparency index (0–10)	5		
Getting electricity (rank)	75	✓ Paying taxes (rank)	91	Enforcing contracts (rank)	88
Score for getting electricity (0–100)	76.80	Score for paying taxes (0–100)	72.37	Score for enforcing contracts (0–100)	58.27
Procedures (number)	3	Payments (number per year)	25	Time (days)	465
Time (days)	97	Time (hours per year)	179.5	Cost (% of claim value)	41.8
Cost (% of income per capita)	685.9	Total tax and contribution rate (% of profit)	37.2	Quality of judicial processes index (0–18)	9.0
Reliability of supply and transparency of tariffs index (0–8)	4	Postfiling index (0–100)	62.03	✓ Resolving insolvency (rank)	57
✓ Registering property (rank)	122			Score for resolving insolvency (0–100)	57.41
Score for registering property (0–100)	55.97			Time (years)	4.5
Procedures (number)	9			Cost (% of estate)	22.0
Time (days)	49			Recovery rate (cents on the dollar)	31.2
Cost (% of property value)	6.0			Strength of insolvency framework index (0–16)	13.0
Quality of land administration index (0–30)	16.0				
KIRIBATI		East Asia & Pacific		GNI per capita (US\$)	
Ease of doing business rank (1–190)	158	Ease of doing business score (0–100)	49.07	Population	116,398
Starting a business (rank)	149	Getting credit (rank)	172	Trading across borders (rank)	131
Score for starting a business (0–100)	78.20	Score for getting credit (0–100)	20.00	Score for trading across borders (0–100)	62.08
Procedures (number)	7	Strength of legal rights index (0–12)	4	Time to export	
Time (days)	31	Depth of credit information index (0–8)	0	Documentary compliance (hours)	24
Cost (% of income per capita)	36.1	Credit bureau coverage (% of adults)	0.0	Border compliance (hours)	72
Minimum capital (% of income per capita)	12.9	Credit registry coverage (% of adults)	0.0	Cost to export	
				Documentary compliance (US\$)	310
Dealing with construction permits (rank)	117	Protecting minority investors (rank)	125	Border compliance (US\$)	420
Score for dealing with construction permits (0–100)	65.73	Score for protecting minority investors (0–100)	46.67	Time to import	
Procedures (number)	15	Extent of disclosure index (0–10)	6	Documentary compliance (hours)	48
Time (days)	150	Extent of director liability index (0–10)	5	Border compliance (hours)	96
Cost (% of warehouse value)	0.3	Ease of shareholder suits index (0–10)	8	Cost to import	
Building quality control index (0–15)	6.0	Extent of shareholder rights index (0–10)	5	Documentary compliance (US\$)	120
		Extent of ownership and control index (0–10)	2	Border compliance (US\$)	685
		Extent of corporate transparency index (0–10)	2		
Getting electricity (rank)	170	Paying taxes (rank)	96	Enforcing contracts (rank)	120
Score for getting electricity (0–100)	44.05	Score for paying taxes (0–100)	71.42	Score for enforcing contracts (0–100)	53.39
Procedures (number)	6	Payments (number per year)	11	Time (days)	660
Time (days)	97	Time (hours per year)	168	Cost (% of claim value)	25.8
Cost (% of income per capita)	3,196.1	Total tax and contribution rate (% of profit)	32.7	Quality of judicial processes index (0–18)	6.0
Reliability of supply and transparency of tariffs index (0–8)	0	Postfiling index (0–100)	26.68	Resolving insolvency (rank)	168
Registering property (rank)	149			Score for resolving insolvency (0–100)	0.00
Score for registering property (0–100)	49.13			Time (years)	no practice
Procedures (number)	5			Cost (% of estate)	no practice
Time (days)	513			Recovery rate (cents on the dollar)	0.0
Cost (% of property value)	0.0			Strength of insolvency framework index (0–16)	0.0
Quality of land administration index (0–30)	9.0				
KOREA, REP.		OECD high income		GNI per capita (US\$)	
Ease of doing business rank (1–190)	5	Ease of doing business score (0–100)	84.14	Population	51,466,201
Starting a business (rank)	11	Getting credit (rank)	60	Trading across borders (rank)	33
Score for starting a business (0–100)	95.83	Score for getting credit (0–100)	65.00	Score for trading across borders (0–100)	92.52
Procedures (number)	2	Strength of legal rights index (0–12)	5	Time to export	
Time (days)	4	Depth of credit information index (0–8)	8	Documentary compliance (hours)	1
Cost (% of income per capita)	14.6	Credit bureau coverage (% of adults)	100.0	Border compliance (hours)	13
Minimum capital (% of income per capita)	0.0	Credit registry coverage (% of adults)	65.7	Cost to export	
				Documentary compliance (US\$)	11
Dealing with construction permits (rank)	10	Protecting minority investors (rank)	23	Border compliance (US\$)	185
Score for dealing with construction permits (0–100)	84.43	Score for protecting minority investors (0–100)	73.33	Time to import	
Procedures (number)	10	Extent of disclosure index (0–10)	8	Documentary compliance (hours)	1
Time (days)	27.5	Extent of director liability index (0–10)	6	Border compliance (hours)	6
Cost (% of warehouse value)	4.4	Ease of shareholder suits index (0–10)	8	Cost to import	
Building quality control index (0–15)	12.0	Extent of shareholder rights index (0–10)	7	Documentary compliance (US\$)	27
		Extent of ownership and control index (0–10)	6	Border compliance (US\$)	315
		Extent of corporate transparency index (0–10)	9		
Getting electricity (rank)	2	Paying taxes (rank)	24	Enforcing contracts (rank)	2
Score for getting electricity (0–100)	99.89	Score for paying taxes (0–100)	86.91	Score for enforcing contracts (0–100)	84.15
Procedures (number)	3	Payments (number per year)	12	Time (days)	290
Time (days)	13	Time (hours per year)	188	Cost (% of claim value)	12.7
Cost (% of income per capita)	35.2	Total tax and contribution rate (% of profit)	33.1	Quality of judicial processes index (0–18)	14.5
Reliability of supply and transparency of tariffs index (0–8)	8	Postfiling index (0–100)	93.93	Resolving insolvency (rank)	11
Registering property (rank)	40			Score for resolving insolvency (0–100)	83.01
Score for registering property (0–100)	76.34			Time (years)	1.5
Procedures (number)	7			Cost (% of estate)	3.5
Time (days)	5.5			Recovery rate (cents on the dollar)	84.6
Cost (% of property value)	5.1			Strength of insolvency framework index (0–16)	12.0
Quality of land administration index (0–30)	27.5				

Note: Most indicator sets refer to a case scenario in the largest business city of an economy, though for 11 economies the data are a population-weighted average for the two largest business cities. For some indicators a result of “no practice” may be recorded for an economy; see the data notes for more details. In starting a business, procedures (number), time (days) and cost (% of income per capita) are calculated as the average of both men and women. For the postfiling index, a result of “not applicable” may be recorded for an economy.

✓ Reform making it easier to do business ✗ Change making it more difficult to do business

KOSOVO		Europe & Central Asia		GNI per capita (US\$)	
Ease of doing business rank (1–190)	44	Ease of doing business score (0–100)	74.15	Population	1,830,700
Starting a business (rank)	13	Getting credit (rank)	12	✓ Trading across borders (rank)	51
Score for starting a business (0–100)	95.68	Score for getting credit (0–100)	85.00	Score for trading across borders (0–100)	87.46
Procedures (number)	3	Strength of legal rights index (0–12)	11	Time to export	
Time (days)	5.5	Depth of credit information index (0–8)	6	Documentary compliance (hours)	38
Cost (% of income per capita)	1.0	Credit bureau coverage (% of adults)	0.0	Border compliance (hours)	21
Minimum capital (% of income per capita)	0.0	Credit registry coverage (% of adults)	41.3	Cost to export	
✓ Dealing with construction permits (rank)	100	Protecting minority investors (rank)	95	Documentary compliance (US\$)	127
Score for dealing with construction permits (0–100)	67.92	Score for protecting minority investors (0–100)	53.33	Border compliance (US\$)	105
Procedures (number)	12	Extent of disclosure index (0–10)	6	Time to import	
Time (days)	150	Extent of director liability index (0–10)	6	Documentary compliance (hours)	6
Cost (% of warehouse value)	4.9	Ease of shareholder suits index (0–10)	4	Border compliance (hours)	16
Building quality control index (0–15)	9.0	Extent of shareholder rights index (0–10)	9	Cost to import	
Getting electricity (rank)	113	Extent of ownership and control index (0–10)	2	Documentary compliance (US\$)	42
Score for getting electricity (0–100)	66.16	Extent of corporate transparency index (0–10)	5	Border compliance (US\$)	128
Procedures (number)	6	✓ Paying taxes (rank)	44	Enforcing contracts (rank)	50
Time (days)	36	Score for paying taxes (0–100)	81.92	Score for enforcing contracts (0–100)	65.66
Cost (% of income per capita)	206.0	Payments (number per year)	10	Time (days)	330
Reliability of supply and transparency of tariffs index (0–8)	2	Time (hours per year)	153.5	Cost (% of claim value)	34.4
Registering property (rank)	37	Total tax and contribution rate (% of profit)	15.2	Quality of judicial processes index (0–18)	9.5
Score for registering property (0–100)	78.13	Postfiling index (0–100)	55.50	Resolving insolvency (rank)	50
Procedures (number)	6			Score for resolving insolvency (0–100)	60.28
Time (days)	27			Time (years)	2.0
Cost (% of property value)	0.3			Cost (% of estate)	15.0
Quality of land administration index (0–30)	20.5			Recovery rate (cents on the dollar)	39.4
				Strength of insolvency framework index (0–16)	12.5
KUWAIT		Middle East & North Africa		GNI per capita (US\$)	
Ease of doing business rank (1–190)	97	Ease of doing business score (0–100)	62.20	Population	4,136,528
✓ Starting a business (rank)	133	Getting credit (rank)	134	Trading across borders (rank)	159
Score for starting a business (0–100)	81.40	Score for getting credit (0–100)	35.00	Score for trading across borders (0–100)	54.24
Procedures (number)	7.5	Strength of legal rights index (0–12)	1	Time to export	
Time (days)	35.5	Depth of credit information index (0–8)	6	Documentary compliance (hours)	72
Cost (% of income per capita)	2.0	Credit bureau coverage (% of adults)	30.7	Border compliance (hours)	96
Minimum capital (% of income per capita)	0.0	Credit registry coverage (% of adults)	15.5	Cost to export	
Dealing with construction permits (rank)	131	✓ Protecting minority investors (rank)	72	Documentary compliance (US\$)	191
Score for dealing with construction permits (0–100)	62.35	Score for protecting minority investors (0–100)	58.33	Border compliance (US\$)	602
Procedures (number)	23	Extent of disclosure index (0–10)	5	Time to import	
Time (days)	231	Extent of director liability index (0–10)	9	Documentary compliance (hours)	96
Cost (% of warehouse value)	1.2	Ease of shareholder suits index (0–10)	4	Border compliance (hours)	89
Building quality control index (0–15)	13.0	Extent of shareholder rights index (0–10)	3	Cost to import	
Getting electricity (rank)	95	Extent of ownership and control index (0–10)	6	Documentary compliance (US\$)	332
Score for getting electricity (0–100)	71.78	Extent of corporate transparency index (0–10)	8	Border compliance (US\$)	491
Procedures (number)	7	Paying taxes (rank)	7	Enforcing contracts (rank)	77
Time (days)	65	Score for paying taxes (0–100)	92.48	Score for enforcing contracts (0–100)	59.58
Cost (% of income per capita)	63.8	Payments (number per year)	12	Time (days)	566
Reliability of supply and transparency of tariffs index (0–8)	6	Time (hours per year)	98	Cost (% of claim value)	18.6
Registering property (rank)	69	Total tax and contribution rate (% of profit)	13.0	Quality of judicial processes index (0–18)	6.5
Score for registering property (0–100)	67.54	Postfiling index (0–100)	not applicable	Resolving insolvency (rank)	115
Procedures (number)	9			Score for resolving insolvency (0–100)	39.29
Time (days)	35			Time (years)	4.2
Cost (% of property value)	0.5			Cost (% of estate)	10.0
Quality of land administration index (0–30)	17.0			Recovery rate (cents on the dollar)	32.4
				Strength of insolvency framework index (0–16)	7.0
KYRGYZ REPUBLIC		Europe & Central Asia		GNI per capita (US\$)	
Ease of doing business rank (1–190)	70	Ease of doing business score (0–100)	68.33	Population	6,201,500
Starting a business (rank)	35	Getting credit (rank)	32	✓ Trading across borders (rank)	70
Score for starting a business (0–100)	92.97	Score for getting credit (0–100)	75.00	Score for trading across borders (0–100)	80.74
Procedures (number)	4	Strength of legal rights index (0–12)	9	Time to export	
Time (days)	10	Depth of credit information index (0–8)	6	Documentary compliance (hours)	21
Cost (% of income per capita)	1.9	Credit bureau coverage (% of adults)	37.9	Border compliance (hours)	5
Minimum capital (% of income per capita)	0.0	Credit registry coverage (% of adults)	0.0	Cost to export	
Dealing with construction permits (rank)	29	✓ Protecting minority investors (rank)	38	Documentary compliance (US\$)	110
Score for dealing with construction permits (0–100)	77.10	Score for protecting minority investors (0–100)	66.67	Border compliance (US\$)	10
Procedures (number)	11	Extent of disclosure index (0–10)	7	Time to import	
Time (days)	142	Extent of director liability index (0–10)	5	Documentary compliance (hours)	36
Cost (% of warehouse value)	1.5	Ease of shareholder suits index (0–10)	8	Border compliance (hours)	72
Building quality control index (0–15)	11.0	Extent of shareholder rights index (0–10)	5	Cost to import	
Getting electricity (rank)	164	Extent of ownership and control index (0–10)	8	Documentary compliance (US\$)	200
Score for getting electricity (0–100)	46.01	Extent of corporate transparency index (0–10)	7	Border compliance (US\$)	512
Procedures (number)	7	Paying taxes (rank)	150	✓ Enforcing contracts (rank)	131
Time (days)	111	Score for paying taxes (0–100)	56.55	Score for enforcing contracts (0–100)	50.42
Cost (% of income per capita)	717.7	Payments (number per year)	51	Time (days)	410
Reliability of supply and transparency of tariffs index (0–8)	0	Time (hours per year)	225	Cost (% of claim value)	47.0
Registering property (rank)	8	Total tax and contribution rate (% of profit)	29.0	Quality of judicial processes index (0–18)	5.0
Score for registering property (0–100)	90.27	Postfiling index (0–100)	37.38	✓ Resolving insolvency (rank)	82
Procedures (number)	3			Score for resolving insolvency (0–100)	47.62
Time (days)	3.5			Time (years)	1.5
Cost (% of property value)	0.2			Cost (% of estate)	15.0
Quality of land administration index (0–30)	24.0			Recovery rate (cents on the dollar)	36.2
				Strength of insolvency framework index (0–16)	9.0

Note: Most indicator sets refer to a case scenario in the largest business city of an economy, though for 11 economies the data are a population-weighted average for the two largest business cities. For some indicators a result of “no practice” may be recorded for an economy; see the data notes for more details. In starting a business, procedures (number), time (days) and cost (% of income per capita) are calculated as the average of both men and women. For the postfiling index, a result of “not applicable” may be recorded for an economy.

✓ Reform making it easier to do business ✗ Change making it more difficult to do business

LAO PDR		East Asia & Pacific		GNI per capita (US\$)	
Ease of doing business rank (1–190)	154	Ease of doing business score (0–100)	51.26	Population	6,858,160
Starting a business (rank)	180	Getting credit (rank)	73	✓ Trading across borders (rank)	76
Score for starting a business (0–100)	60.93	Score for getting credit (0–100)	60.00	Score for trading across borders (0–100)	78.12
Procedures (number)	10	Strength of legal rights index (0–12)	6	Time to export	
Time (days)	174	Depth of credit information index (0–8)	6	Documentary compliance (hours)	60
Cost (% of income per capita)	6.6	Credit bureau coverage (% of adults)	0.0	Border compliance (hours)	9
Minimum capital (% of income per capita)	0.0	Credit registry coverage (% of adults)	14.5	Cost to export	
				Documentary compliance (US\$)	235
Dealing with construction permits (rank)	99	Protecting minority investors (rank)	174	Border compliance (US\$)	140
Score for dealing with construction permits (0–100)	67.94	Score for protecting minority investors (0–100)	31.67	Time to import	
Procedures (number)	12	Extent of disclosure index (0–10)	6	Documentary compliance (hours)	60
Time (days)	92	Extent of director liability index (0–10)	1	Border compliance (hours)	11
Cost (% of warehouse value)	4.9	Ease of shareholder suits index (0–10)	3	Cost to import	
Building quality control index (0–15)	6.5	Extent of shareholder rights index (0–10)	4	Documentary compliance (US\$)	115
		Extent of ownership and control index (0–10)	4	Border compliance (US\$)	224
		Extent of corporate transparency index (0–10)	1		
Getting electricity (rank)	156	Paying taxes (rank)	155	Enforcing contracts (rank)	162
Score for getting electricity (0–100)	52.77	Score for paying taxes (0–100)	54.22	Score for enforcing contracts (0–100)	41.99
Procedures (number)	7	Payments (number per year)	35	Time (days)	828
Time (days)	105	Time (hours per year)	362	Cost (% of claim value)	31.6
Cost (% of income per capita)	763.4	Total tax and contribution rate (% of profit)	24.1	Quality of judicial processes index (0–18)	3.5
Reliability of supply and transparency of tariffs index (0–8)	2	Postfiling index (0–100)	18.57		
Registering property (rank)	85			Resolving insolvency (rank)	168
Score for registering property (0–100)	64.93			Score for resolving insolvency (0–100)	0.00
Procedures (number)	6			Time (years)	no practice
Time (days)	28			Cost (% of estate)	no practice
Cost (% of property value)	3.1			Recovery rate (cents on the dollar)	0.0
Quality of land administration index (0–30)	10.5			Strength of insolvency framework index (0–16)	0.0
LATVIA		OECD high income		GNI per capita (US\$)	
Ease of doing business rank (1–190)	19	Ease of doing business score (0–100)	79.59	Population	1,940,740
Starting a business (rank)	24	Getting credit (rank)	12	Trading across borders (rank)	26
Score for starting a business (0–100)	94.13	Score for getting credit (0–100)	85.00	Score for trading across borders (0–100)	95.26
Procedures (number)	4	Strength of legal rights index (0–12)	9	Time to export	
Time (days)	5.5	Depth of credit information index (0–8)	8	Documentary compliance (hours)	2
Cost (% of income per capita)	1.6	Credit bureau coverage (% of adults)	44.6	Border compliance (hours)	24
Minimum capital (% of income per capita)	0.0	Credit registry coverage (% of adults)	93.3	Cost to export	
				Documentary compliance (US\$)	35
Dealing with construction permits (rank)	56	Protecting minority investors (rank)	51	Border compliance (US\$)	150
Score for dealing with construction permits (0–100)	73.46	Score for protecting minority investors (0–100)	63.33	Time to import	
Procedures (number)	14	Extent of disclosure index (0–10)	5	Documentary compliance (hours)	1
Time (days)	192	Extent of director liability index (0–10)	4	Border compliance (hours)	0
Cost (% of warehouse value)	0.5	Ease of shareholder suits index (0–10)	9	Cost to import	
Building quality control index (0–15)	12.0	Extent of shareholder rights index (0–10)	7	Documentary compliance (US\$)	0
		Extent of ownership and control index (0–10)	5	Border compliance (US\$)	0
		Extent of corporate transparency index (0–10)	8		
Getting electricity (rank)	53	Paying taxes (rank)	13	Enforcing contracts (rank)	20
Score for getting electricity (0–100)	82.24	Score for paying taxes (0–100)	89.74	Score for enforcing contracts (0–100)	71.66
Procedures (number)	4	Payments (number per year)	7	Time (days)	469
Time (days)	107	Time (hours per year)	168.5	Cost (% of claim value)	23.1
Cost (% of income per capita)	258.9	Total tax and contribution rate (% of profit)	36.0	Quality of judicial processes index (0–18)	12.5
Reliability of supply and transparency of tariffs index (0–8)	7	Postfiling index (0–100)	98.11		
✗ Registering property (rank)	25			Resolving insolvency (rank)	54
Score for registering property (0–100)	81.45			Score for resolving insolvency (0–100)	59.60
Procedures (number)	4			Time (years)	1.5
Time (days)	16.5			Cost (% of estate)	10.0
Cost (% of property value)	2.0			Recovery rate (cents on the dollar)	41.1
Quality of land administration index (0–30)	21.5			Strength of insolvency framework index (0–16)	12.0
LEBANON		Middle East & North Africa		GNI per capita (US\$)	
Ease of doing business rank (1–190)	142	Ease of doing business score (0–100)	54.04	Population	6,082,357
Starting a business (rank)	146	Getting credit (rank)	124	Trading across borders (rank)	150
Score for starting a business (0–100)	78.63	Score for getting credit (0–100)	40.00	Score for trading across borders (0–100)	57.90
Procedures (number)	8	Strength of legal rights index (0–12)	2	Time to export	
Time (days)	15	Depth of credit information index (0–8)	6	Documentary compliance (hours)	48
Cost (% of income per capita)	40.0	Credit bureau coverage (% of adults)	0.0	Border compliance (hours)	96
Minimum capital (% of income per capita)	38.9	Credit registry coverage (% of adults)	23.6	Cost to export	
				Documentary compliance (US\$)	100
Dealing with construction permits (rank)	170	Protecting minority investors (rank)	140	Border compliance (US\$)	480
Score for dealing with construction permits (0–100)	52.69	Score for protecting minority investors (0–100)	41.67	Time to import	
Procedures (number)	22	Extent of disclosure index (0–10)	9	Documentary compliance (hours)	72
Time (days)	277	Extent of director liability index (0–10)	1	Border compliance (hours)	180
Cost (% of warehouse value)	7.1	Ease of shareholder suits index (0–10)	5	Cost to import	
Building quality control index (0–15)	13.0	Extent of shareholder rights index (0–10)	4	Documentary compliance (US\$)	135
		Extent of ownership and control index (0–10)	1	Border compliance (US\$)	790
		Extent of corporate transparency index (0–10)	5		
Getting electricity (rank)	124	Paying taxes (rank)	113	Enforcing contracts (rank)	135
Score for getting electricity (0–100)	62.75	Score for paying taxes (0–100)	67.94	Score for enforcing contracts (0–100)	49.85
Procedures (number)	4	Payments (number per year)	20	Time (days)	721
Time (days)	89	Time (hours per year)	181	Cost (% of claim value)	30.8
Cost (% of income per capita)	119.4	Total tax and contribution rate (% of profit)	31.1	Quality of judicial processes index (0–18)	6.0
Reliability of supply and transparency of tariffs index (0–8)	0	Postfiling index (0–100)	27.48		
Registering property (rank)	105			Resolving insolvency (rank)	151
Score for registering property (0–100)	59.44			Score for resolving insolvency (0–100)	29.55
Procedures (number)	8			Time (years)	3.0
Time (days)	37			Cost (% of estate)	15.0
Cost (% of property value)	6.0			Recovery rate (cents on the dollar)	31.7
Quality of land administration index (0–30)	16.0			Strength of insolvency framework index (0–16)	4.0

Note: Most indicator sets refer to a case scenario in the largest business city of an economy, though for 11 economies the data are a population-weighted average for the two largest business cities. For some indicators a result of “no practice” may be recorded for an economy; see the data notes for more details. In starting a business, procedures (number), time (days) and cost (% of income per capita) are calculated as the average of both men and women. For the postfiling index, a result of “not applicable” may be recorded for an economy.

✓ Reform making it easier to do business ✗ Change making it more difficult to do business

LESOTHO		Sub-Saharan Africa		GNI per capita (US\$)	
Ease of doing business rank (1–190)	106	Ease of doing business score (0–100)	60.60	Population	2,233,339
Starting a business (rank)	119	Getting credit (rank)	85	✓ Trading across borders (rank)	38
Score for starting a business (0–100)	83.13	Score for getting credit (0–100)	55.00	Score for trading across borders (0–100)	91.86
Procedures (number)	7	Strength of legal rights index (0–12)	5	Time to export	
Time (days)	29	Depth of credit information index (0–8)	6	Documentary compliance (hours)	1
Cost (% of income per capita)	7.1	Credit bureau coverage (% of adults)	11.3	Border compliance (hours)	4
Minimum capital (% of income per capita)	0.0	Credit registry coverage (% of adults)	0.0	Cost to export	
				Documentary compliance (US\$)	90
Dealing with construction permits (rank)	171	Protecting minority investors (rank)	110	Border compliance (US\$)	150
Score for dealing with construction permits (0–100)	52.36	Score for protecting minority investors (0–100)	50.00	Time to import	
Procedures (number)	10	Extent of disclosure index (0–10)	3	Documentary compliance (hours)	1
Time (days)	183	Extent of director liability index (0–10)	4	Border compliance (hours)	5
Cost (% of warehouse value)	11.7	Ease of shareholder suits index (0–10)	9	Cost to import	
Building quality control index (0–15)	5.0	Extent of shareholder rights index (0–10)	6	Documentary compliance (US\$)	90
		Extent of ownership and control index (0–10)	3	Border compliance (US\$)	150
		Extent of corporate transparency index (0–10)	5		
Getting electricity (rank)	157	Paying taxes (rank)	108	Enforcing contracts (rank)	95
Score for getting electricity (0–100)	52.38	Score for paying taxes (0–100)	68.91	Score for enforcing contracts (0–100)	57.18
Procedures (number)	5	Payments (number per year)	32	Time (days)	615
Time (days)	114	Time (hours per year)	327	Cost (% of claim value)	31.3
Cost (% of income per capita)	1,247.1	Total tax and contribution rate (% of profit)	13.6	Quality of judicial processes index (0–18)	8.5
Reliability of supply and transparency of tariffs index (0–8)	0	Postfiling index (0–100)	66.94		
Registering property (rank)	108			Resolving insolvency (rank)	126
Score for registering property (0–100)	58.25			Score for resolving insolvency (0–100)	36.91
Procedures (number)	4			Time (years)	2.6
Time (days)	43			Cost (% of estate)	20.0
Cost (% of property value)	8.0			Recovery rate (cents on the dollar)	27.9
Quality of land administration index (0–30)	9.5			Strength of insolvency framework index (0–16)	7.0
LIBERIA		Sub-Saharan Africa		GNI per capita (US\$)	
Ease of doing business rank (1–190)	174	Ease of doing business score (0–100)	43.51	Population	4,731,906
Starting a business (rank)	80	Getting credit (rank)	112	Trading across borders (rank)	179
Score for starting a business (0–100)	88.14	Score for getting credit (0–100)	45.00	Score for trading across borders (0–100)	27.77
Procedures (number)	5	Strength of legal rights index (0–12)	9	Time to export	
Time (days)	18	Depth of credit information index (0–8)	0	Documentary compliance (hours)	144
Cost (% of income per capita)	12.6	Credit bureau coverage (% of adults)	0.0	Border compliance (hours)	193
Minimum capital (% of income per capita)	0.0	Credit registry coverage (% of adults)	1.8	Cost to export	
				Documentary compliance (US\$)	155
Dealing with construction permits (rank)	185	Protecting minority investors (rank)	180	Border compliance (US\$)	1,113
Score for dealing with construction permits (0–100)	28.94	Score for protecting minority investors (0–100)	26.67	Time to import	
Procedures (number)	25	Extent of disclosure index (0–10)	4	Documentary compliance (hours)	144
Time (days)	87	Extent of director liability index (0–10)	1	Border compliance (hours)	217
Cost (% of warehouse value)	38.1	Ease of shareholder suits index (0–10)	6	Cost to import	
Building quality control index (0–15)	2.0	Extent of shareholder rights index (0–10)	3	Documentary compliance (US\$)	230
		Extent of ownership and control index (0–10)	1	Border compliance (US\$)	1,013
		Extent of corporate transparency index (0–10)	1		
Getting electricity (rank)	172	Paying taxes (rank)	67	Enforcing contracts (rank)	175
Score for getting electricity (0–100)	35.06	Score for paying taxes (0–100)	76.70	Score for enforcing contracts (0–100)	35.23
Procedures (number)	4	Payments (number per year)	33	Time (days)	1,300
Time (days)	482	Time (hours per year)	139.5	Cost (% of claim value)	35.0
Cost (% of income per capita)	3,491.7	Total tax and contribution rate (% of profit)	45.5	Quality of judicial processes index (0–18)	7.5
Reliability of supply and transparency of tariffs index (0–8)	0	Postfiling index (0–100)	98.62		
Registering property (rank)	182			Resolving insolvency (rank)	111
Score for registering property (0–100)	31.09			Score for resolving insolvency (0–100)	40.50
Procedures (number)	10			Time (years)	3.0
Time (days)	44			Cost (% of estate)	30.0
Cost (% of property value)	13.8			Recovery rate (cents on the dollar)	17.2
Quality of land administration index (0–30)	3.5			Strength of insolvency framework index (0–16)	10.0
LIBYA		Middle East & North Africa		GNI per capita (US\$)	
Ease of doing business rank (1–190)	186	Ease of doing business score (0–100)	33.44	Population	6,374,616
Starting a business (rank)	160	Getting credit (rank)	186	Trading across borders (rank)	128
Score for starting a business (0–100)	73.56	Score for getting credit (0–100)	0.00	Score for trading across borders (0–100)	64.66
Procedures (number)	10	Strength of legal rights index (0–12)	0	Time to export	
Time (days)	35	Depth of credit information index (0–8)	0	Documentary compliance (hours)	72
Cost (% of income per capita)	23.0	Credit bureau coverage (% of adults)	0.0	Border compliance (hours)	72
Minimum capital (% of income per capita)	26.6	Credit registry coverage (% of adults)	0.6	Cost to export	
					50
Dealing with construction permits (rank)	186	Protecting minority investors (rank)	185	Border compliance (US\$)	575
Score for dealing with construction permits (0–100)	0.00	Score for protecting minority investors (0–100)	25.00	Time to import	
Procedures (number)	no practice	Extent of disclosure index (0–10)	4	Documentary compliance (hours)	96
Time (days)	no practice	Extent of director liability index (0–10)	1	Border compliance (hours)	79
Cost (% of warehouse value)	no practice	Ease of shareholder suits index (0–10)	4	Cost to import	
Building quality control index (0–15)	no practice	Extent of shareholder rights index (0–10)	4	Documentary compliance (US\$)	60
		Extent of ownership and control index (0–10)	1	Border compliance (US\$)	637
		Extent of corporate transparency index (0–10)	1		
Getting electricity (rank)	136	Paying taxes (rank)	128	Enforcing contracts (rank)	141
Score for getting electricity (0–100)	59.13	Score for paying taxes (0–100)	63.61	Score for enforcing contracts (0–100)	48.41
Procedures (number)	4	Payments (number per year)	19	Time (days)	690
Time (days)	118	Time (hours per year)	889	Cost (% of claim value)	27.0
Cost (% of income per capita)	270.8	Total tax and contribution rate (% of profit)	32.6	Quality of judicial processes index (0–18)	4.0
Reliability of supply and transparency of tariffs index (0–8)	0	Postfiling index (0–100)	90.16		
Registering property (rank)	187			Resolving insolvency (rank)	168
Score for registering property (0–100)	0.00			Score for resolving insolvency (0–100)	0.00
Procedures (number)	no practice			Time (years)	no practice
Time (days)	no practice			Cost (% of estate)	no practice
Cost (% of property value)	no practice			Recovery rate (cents on the dollar)	0.0
Quality of land administration index (0–30)	no practice			Strength of insolvency framework index (0–16)	0.0

Note: Most indicator sets refer to a case scenario in the largest business city of an economy, though for 11 economies the data are a population-weighted average for the two largest business cities. For some indicators a result of "no practice" may be recorded for an economy; see the data notes for more details. In starting a business, procedures (number), time (days) and cost (% of income per capita) are calculated as the average of both men and women. For the postfiling index, a result of "not applicable" may be recorded for an economy.

✓ Reform making it easier to do business ✗ Change making it more difficult to do business

LITHUANIA		OECD high income		GNI per capita (US\$)	
Ease of doing business rank (1–190)	14	Ease of doing business score (0–100)	80.83	Population	2,827,721
Starting a business (rank)	31	Getting credit (rank)	44	✓ Trading across borders (rank)	19
Score for starting a business (0–100)	93.18	Score for getting credit (0–100)	70.00	Score for trading across borders (0–100)	97.83
Procedures (number)	4	Strength of legal rights index (0–12)	6	Time to export	
Time (days)	5.5	Depth of credit information index (0–8)	8	Documentary compliance (hours)	3
Cost (% of income per capita)	0.5	Credit bureau coverage (% of adults)	96.8	Border compliance (hours)	7
Minimum capital (% of income per capita)	17.5	Credit registry coverage (% of adults)	51.6	Cost to export	
				Documentary compliance (US\$)	28
Dealing with construction permits (rank)	7	✓ Protecting minority investors (rank)	38	Border compliance (US\$)	58
Score for dealing with construction permits (0–100)	84.86	Score for protecting minority investors (0–100)	66.67	Time to import	
Procedures (number)	13	Extent of disclosure index (0–10)	7	Documentary compliance (hours)	1
Time (days)	74	Extent of director liability index (0–10)	4	Border compliance (hours)	0
Cost (% of warehouse value)	0.3	Ease of shareholder suits index (0–10)	7	Cost to import	
Building quality control index (0–15)	13.0	Extent of shareholder rights index (0–10)	6	Documentary compliance (US\$)	0
		Extent of ownership and control index (0–10)	6	Border compliance (US\$)	0
		Extent of corporate transparency index (0–10)	10		
Getting electricity (rank)	26			Enforcing contracts (rank)	7
Score for getting electricity (0–100)	88.43	✓ Paying taxes (rank)	18	Score for enforcing contracts (0–100)	78.80
Procedures (number)	4	Score for paying taxes (0–100)	88.66	Time (days)	370
Time (days)	85	Payments (number per year)	10	Cost (% of claim value)	23.6
Cost (% of income per capita)	38.0	Time (hours per year)	99	Quality of judicial processes index (0–18)	15.0
Reliability of supply and transparency of tariffs index (0–8)	8	Total tax and contribution rate (% of profit)	42.6		
		Postfiling index (0–100)	97.52	Resolving insolvency (rank)	85
Registering property (rank)	3			Score for resolving insolvency (0–100)	46.87
Score for registering property (0–100)	92.96			Time (years)	2.3
Procedures (number)	3			Cost (% of estate)	15.0
Time (days)	3.5			Recovery rate (cents on the dollar)	40.6
Cost (% of property value)	0.8			Strength of insolvency framework index (0–16)	8.0
Quality of land administration index (0–30)	28.5				
LUXEMBOURG		OECD high income		GNI per capita (US\$)	
Ease of doing business rank (1–190)	66	Ease of doing business score (0–100)	69.01	Population	599,449
Starting a business (rank)	73	Getting credit (rank)	175	Trading across borders (rank)	1
Score for starting a business (0–100)	88.73	Score for getting credit (0–100)	15.00	Score for trading across borders (0–100)	100.00
Procedures (number)	5	Strength of legal rights index (0–12)	3	Time to export	
Time (days)	16.5	Depth of credit information index (0–8)	0	Documentary compliance (hours)	1
Cost (% of income per capita)	1.7	Credit bureau coverage (% of adults)	0.0	Border compliance (hours)	0
Minimum capital (% of income per capita)	18.5	Credit registry coverage (% of adults)	0.0	Cost to export	
				Documentary compliance (US\$)	0
Dealing with construction permits (rank)	12	Protecting minority investors (rank)	122	Border compliance (US\$)	0
Score for dealing with construction permits (0–100)	83.71	Score for protecting minority investors (0–100)	48.33	Time to import	
Procedures (number)	11	Extent of disclosure index (0–10)	6	Documentary compliance (hours)	1
Time (days)	157	Extent of director liability index (0–10)	5	Border compliance (hours)	0
Cost (% of warehouse value)	0.7	Ease of shareholder suits index (0–10)	4	Cost to import	
Building quality control index (0–15)	15.0	Extent of shareholder rights index (0–10)	5	Documentary compliance (US\$)	0
		Extent of ownership and control index (0–10)	2	Border compliance (US\$)	0
		Extent of corporate transparency index (0–10)	7		
Getting electricity (rank)	41	Paying taxes (rank)	22	Enforcing contracts (rank)	15
Score for getting electricity (0–100)	84.30	Score for paying taxes (0–100)	87.37	Score for enforcing contracts (0–100)	73.32
Procedures (number)	5	Payments (number per year)	23	Time (days)	321
Time (days)	56	Time (hours per year)	55	Cost (% of claim value)	9.7
Cost (% of income per capita)	35.3	Total tax and contribution rate (% of profit)	20.5	Quality of judicial processes index (0–18)	8.5
Reliability of supply and transparency of tariffs index (0–8)	7	Postfiling index (0–100)	83.75	Resolving insolvency (rank)	90
Registering property (rank)	92			Score for resolving insolvency (0–100)	45.46
Score for registering property (0–100)	63.85			Time (years)	2.0
Procedures (number)	7			Cost (% of estate)	14.5
Time (days)	26.5			Recovery rate (cents on the dollar)	43.8
Cost (% of property value)	10.1			Strength of insolvency framework index (0–16)	7.0
Quality of land administration index (0–30)	25.5				
MACEDONIA, FYR		Europe & Central Asia		GNI per capita (US\$)	
Ease of doing business rank (1–190)	10	Ease of doing business score (0–100)	81.55	Population	2,083,160
Starting a business (rank)	47	Getting credit (rank)	12	Trading across borders (rank)	29
Score for starting a business (0–100)	92.08	Score for getting credit (0–100)	85.00	Score for trading across borders (0–100)	93.87
Procedures (number)	4	Strength of legal rights index (0–12)	10	Time to export	
Time (days)	14	Depth of credit information index (0–8)	7	Documentary compliance (hours)	2
Cost (% of income per capita)	0.9	Credit bureau coverage (% of adults)	100.0	Border compliance (hours)	9
Minimum capital (% of income per capita)	0.0	Credit registry coverage (% of adults)	40.7	Cost to export	
				Documentary compliance (US\$)	45
✓ Dealing with construction permits (rank)	13	Protecting minority investors (rank)	7	Border compliance (US\$)	103
Score for dealing with construction permits (0–100)	83.38	Score for protecting minority investors (0–100)	80.00	Time to import	
Procedures (number)	9	Extent of disclosure index (0–10)	10	Documentary compliance (hours)	3
Time (days)	91	Extent of director liability index (0–10)	9	Border compliance (hours)	8
Cost (% of warehouse value)	3.7	Ease of shareholder suits index (0–10)	5	Cost to import	
Building quality control index (0–15)	13.0	Extent of shareholder rights index (0–10)	8	Documentary compliance (US\$)	50
		Extent of ownership and control index (0–10)	7	Border compliance (US\$)	150
		Extent of corporate transparency index (0–10)	9		
Getting electricity (rank)	57	Paying taxes (rank)	31	Enforcing contracts (rank)	37
Score for getting electricity (0–100)	81.43	Score for paying taxes (0–100)	84.72	Score for enforcing contracts (0–100)	67.79
Procedures (number)	3	Payments (number per year)	7	Time (days)	634
Time (days)	97	Time (hours per year)	119	Cost (% of claim value)	28.8
Cost (% of income per capita)	196.1	Total tax and contribution rate (% of profit)	13.0	Quality of judicial processes index (0–18)	14.0
Reliability of supply and transparency of tariffs index (0–8)	5	Postfiling index (0–100)	56.36	Resolving insolvency (rank)	30
Registering property (rank)	46			Score for resolving insolvency (0–100)	72.69
Score for registering property (0–100)	74.50			Time (years)	1.5
Procedures (number)	7			Cost (% of estate)	10.0
Time (days)	30			Recovery rate (cents on the dollar)	48.0
Cost (% of property value)	3.2			Strength of insolvency framework index (0–16)	15.0
Quality of land administration index (0–30)	25.0				

Note: Most indicator sets refer to a case scenario in the largest business city of an economy, though for 11 economies the data are a population-weighted average for the two largest business cities. For some indicators a result of “no practice” may be recorded for an economy; see the data notes for more details. In starting a business, procedures (number), time (days) and cost (% of income per capita) are calculated as the average of both men and women. For the postfiling index, a result of “not applicable” may be recorded for an economy.

✓ Reform making it easier to do business ✗ Change making it more difficult to do business

MADAGASCAR		Sub-Saharan Africa		GNI per capita (US\$)	
Ease of doing business rank (1–190)	161	Ease of doing business score (0–100)	48.89	Population	25,570,895
Starting a business (rank)	81	✓ Getting credit (rank)	124	Trading across borders (rank)	138
Score for starting a business (0–100)	88.10	Score for getting credit (0–100)	40.00	Score for trading across borders (0–100)	60.95
Procedures (number)	5	Strength of legal rights index (0–12)	2	Time to export	
Time (days)	8	Depth of credit information index (0–8)	6	Documentary compliance (hours)	49
Cost (% of income per capita)	33.0	Credit bureau coverage (% of adults)	0.0	Border compliance (hours)	70
Minimum capital (% of income per capita)	0.0	Credit registry coverage (% of adults)	6.3	Cost to export	
				Documentary compliance (US\$)	117
✓ Dealing with construction permits (rank)	183	Protecting minority investors (rank)	99	Border compliance (US\$)	868
Score for dealing with construction permits (0–100)	37.54	Score for protecting minority investors (0–100)	51.67	Time to import	
Procedures (number)	16	Extent of disclosure index (0–10)	7	Documentary compliance (hours)	58
Time (days)	185	Extent of director liability index (0–10)	6	Border compliance (hours)	99
Cost (% of warehouse value)	36.3	Ease of shareholder suits index (0–10)	5	Cost to import	
Building quality control index (0–15)	6.0	Extent of shareholder rights index (0–10)	4	Documentary compliance (US\$)	150
		Extent of ownership and control index (0–10)	5	Border compliance (US\$)	595
		Extent of corporate transparency index (0–10)	4		
Getting electricity (rank)	185	Paying taxes (rank)	132	✓ Enforcing contracts (rank)	150
Score for getting electricity (0–100)	22.48	Score for paying taxes (0–100)	62.62	Score for enforcing contracts (0–100)	46.55
Procedures (number)	6	Payments (number per year)	23	Time (days)	871
Time (days)	450	Time (hours per year)	183	Cost (% of claim value)	33.6
Cost (% of income per capita)	4,866.9	Total tax and contribution rate (% of profit)	38.3	Quality of judicial processes index (0–18)	7.0
Reliability of supply and transparency of tariffs index (0–8)	0	Postfiling index (0–100)	21.84		
Registering property (rank)	162			Resolving insolvency (rank)	136
Score for registering property (0–100)	44.72			Score for resolving insolvency (0–100)	34.24
Procedures (number)	6			Time (years)	3.0
Time (days)	100			Cost (% of estate)	8.5
Cost (% of property value)	9.1			Recovery rate (cents on the dollar)	11.4
Quality of land administration index (0–30)	8.5			Strength of insolvency framework index (0–16)	9.0
MALAWI		Sub-Saharan Africa		GNI per capita (US\$)	
Ease of doing business rank (1–190)	111	Ease of doing business score (0–100)	59.59	Population	18,622,104
Starting a business (rank)	153	Getting credit (rank)	8	Trading across borders (rank)	126
Score for starting a business (0–100)	77.18	Score for getting credit (0–100)	90.00	Score for trading across borders (0–100)	65.29
Procedures (number)	7	Strength of legal rights index (0–12)	11	Time to export	
Time (days)	37	Depth of credit information index (0–8)	7	Documentary compliance (hours)	75
Cost (% of income per capita)	38.6	Credit bureau coverage (% of adults)	30.0	Border compliance (hours)	78
Minimum capital (% of income per capita)	0.0	Credit registry coverage (% of adults)	0.0	Cost to export	
				Documentary compliance (US\$)	342
Dealing with construction permits (rank)	136	Protecting minority investors (rank)	110	Border compliance (US\$)	243
Score for dealing with construction permits (0–100)	61.17	Score for protecting minority investors (0–100)	50.00	Time to import	
Procedures (number)	13	Extent of disclosure index (0–10)	4	Documentary compliance (hours)	55
Time (days)	153	Extent of director liability index (0–10)	7	Border compliance (hours)	55
Cost (% of warehouse value)	10.0	Ease of shareholder suits index (0–10)	7	Cost to import	
Building quality control index (0–15)	9.5	Extent of shareholder rights index (0–10)	6	Documentary compliance (US\$)	162
		Extent of ownership and control index (0–10)	2	Border compliance (US\$)	143
		Extent of corporate transparency index (0–10)	4		
Getting electricity (rank)	169	Paying taxes (rank)	134	✓ Enforcing contracts (rank)	145
Score for getting electricity (0–100)	44.40	Score for paying taxes (0–100)	62.05	Score for enforcing contracts (0–100)	47.40
Procedures (number)	6	Payments (number per year)	35	Time (days)	522
Time (days)	127	Time (hours per year)	177.3	Cost (% of claim value)	69.1
Cost (% of income per capita)	2,026.3	Total tax and contribution rate (% of profit)	34.5	Quality of judicial processes index (0–18)	9.5
Reliability of supply and transparency of tariffs index (0–8)	0	Postfiling index (0–100)	33.18		
✓ Registering property (rank)	83			Resolving insolvency (rank)	141
Score for registering property (0–100)	65.12			Score for resolving insolvency (0–100)	33.28
Procedures (number)	6			Time (years)	2.6
Time (days)	47			Cost (% of estate)	25.0
Cost (% of property value)	1.6			Recovery rate (cents on the dollar)	12.5
Quality of land administration index (0–30)	10.5			Strength of insolvency framework index (0–16)	8.5
MALAYSIA		East Asia & Pacific		GNI per capita (US\$)	
Ease of doing business rank (1–190)	15	Ease of doing business score (0–100)	80.60	Population	31,624,264
✓ Starting a business (rank)	122	Getting credit (rank)	32	✓ Trading across borders (rank)	48
Score for starting a business (0–100)	82.78	Score for getting credit (0–100)	75.00	Score for trading across borders (0–100)	88.47
Procedures (number)	9.5	Strength of legal rights index (0–12)	7	Time to export	
Time (days)	13.5	Depth of credit information index (0–8)	8	Documentary compliance (hours)	10
Cost (% of income per capita)	11.6	Credit bureau coverage (% of adults)	86.6	Border compliance (hours)	28
Minimum capital (% of income per capita)	0.0	Credit registry coverage (% of adults)	63.3	Cost to export	
				Documentary compliance (US\$)	35
✓ Dealing with construction permits (rank)	3	Protecting minority investors (rank)	2	Border compliance (US\$)	213
Score for dealing with construction permits (0–100)	86.96	Score for protecting minority investors (0–100)	81.67	Time to import	
Procedures (number)	11	Extent of disclosure index (0–10)	10	Documentary compliance (hours)	7
Time (days)	54	Extent of director liability index (0–10)	9	Border compliance (hours)	36
Cost (% of warehouse value)	1.4	Ease of shareholder suits index (0–10)	8	Cost to import	
Building quality control index (0–15)	13.0	Extent of shareholder rights index (0–10)	8	Documentary compliance (US\$)	60
		Extent of ownership and control index (0–10)	6	Border compliance (US\$)	213
		Extent of corporate transparency index (0–10)	8		
✓ Getting electricity (rank)	4	Paying taxes (rank)	72	Enforcing contracts (rank)	33
Score for getting electricity (0–100)	99.27	Score for paying taxes (0–100)	76.06	Score for enforcing contracts (0–100)	68.23
Procedures (number)	3	Payments (number per year)	8	Time (days)	425
Time (days)	24	Time (hours per year)	188	Cost (% of claim value)	37.9
Cost (% of income per capita)	26.0	Total tax and contribution rate (% of profit)	39.2	Quality of judicial processes index (0–18)	13.0
Reliability of supply and transparency of tariffs index (0–8)	8	Postfiling index (0–100)	52.65		
✓ Registering property (rank)	29			✓ Resolving insolvency (rank)	41
Score for registering property (0–100)	80.38			Score for resolving insolvency (0–100)	67.17
Procedures (number)	6			Time (years)	1.0
Time (days)	11.5			Cost (% of estate)	10.0
Cost (% of property value)	3.5			Recovery rate (cents on the dollar)	81.3
Quality of land administration index (0–30)	27.5			Strength of insolvency framework index (0–16)	7.5

Note: Most indicator sets refer to a case scenario in the largest business city of an economy, though for 11 economies the data are a population-weighted average for the two largest business cities. For some indicators a result of “no practice” may be recorded for an economy; see the data notes for more details. In starting a business, procedures (number), time (days) and cost (% of income per capita) are calculated as the average of both men and women. For the postfiling index, a result of “not applicable” may be recorded for an economy.

✓ Reform making it easier to do business ✗ Change making it more difficult to do business

MALDIVES		South Asia		GNI per capita (US\$)	
Ease of doing business rank (1–190)	139	Ease of doing business score (0–100)	54.43	Population	436,330
Starting a business (rank)	71	Getting credit (rank)	134	Trading across borders (rank)	155
Score for starting a business (0–100)	89.17	Score for getting credit (0–100)	35.00	Score for trading across borders (0–100)	55.87
Procedures (number)	6	Strength of legal rights index (0–12)	2	Time to export	
Time (days)	12	Depth of credit information index (0–8)	5	Documentary compliance (hours)	48
Cost (% of income per capita)	4.0	Credit bureau coverage (% of adults)	0.0	Border compliance (hours)	42
Minimum capital (% of income per capita)	1.3	Credit registry coverage (% of adults)	23.6	Cost to export	
				Documentary compliance (US\$)	300
Dealing with construction permits (rank)	62	Protecting minority investors (rank)	132	Border compliance (US\$)	596
Score for dealing with construction permits (0–100)	73.00	Score for protecting minority investors (0–100)	43.33	Time to import	
Procedures (number)	10	Extent of disclosure index (0–10)	0	Documentary compliance (hours)	61
Time (days)	140	Extent of director liability index (0–10)	8	Border compliance (hours)	100
Cost (% of warehouse value)	0.4	Ease of shareholder suits index (0–10)	8	Cost to import	
Building quality control index (0–15)	7.0	Extent of shareholder rights index (0–10)	5	Documentary compliance (US\$)	180
		Extent of ownership and control index (0–10)	1	Border compliance (US\$)	981
		Extent of corporate transparency index (0–10)	4		
Getting electricity (rank)	145	Paying taxes (rank)	117	Enforcing contracts (rank)	125
Score for getting electricity (0–100)	55.60	Score for paying taxes (0–100)	66.42	Score for enforcing contracts (0–100)	52.47
Procedures (number)	6	Payments (number per year)	17	Time (days)	760
Time (days)	75	Time (hours per year)	390.5	Cost (% of claim value)	18.5
Cost (% of income per capita)	228.1	Total tax and contribution rate (% of profit)	30.2	Quality of judicial processes index (0–18)	5.5
Reliability of supply and transparency of tariffs index (0–8)	0	Postfiling index (0–100)	47.48		
Registering property (rank)	175			Resolving insolvency (rank)	139
Score for registering property (0–100)	39.97			Score for resolving insolvency (0–100)	33.48
Procedures (number)	6			Time (years)	1.5
Time (days)	57			Cost (% of estate)	4.0
Cost (% of property value)	15.7			Recovery rate (cents on the dollar)	50.6
Quality of land administration index (0–30)	8.5			Strength of insolvency framework index (0–16)	2.0
MALI		Sub-Saharan Africa		GNI per capita (US\$)	
Ease of doing business rank (1–190)	145	Ease of doing business score (0–100)	53.50	Population	18,541,980
Starting a business (rank)	110	Getting credit (rank)	144	Trading across borders (rank)	92
Score for starting a business (0–100)	84.05	Score for getting credit (0–100)	30.00	Score for trading across borders (0–100)	73.30
Procedures (number)	5	Strength of legal rights index (0–12)	6	Time to export	
Time (days)	11	Depth of credit information index (0–8)	0	Documentary compliance (hours)	48
Cost (% of income per capita)	56.8	Credit bureau coverage (% of adults)	1.6	Border compliance (hours)	48
Minimum capital (% of income per capita)	5.3	Credit registry coverage (% of adults)	0.1	Cost to export	
				Documentary compliance (US\$)	33
Dealing with construction permits (rank)	109	Protecting minority investors (rank)	149	Border compliance (US\$)	242
Score for dealing with construction permits (0–100)	66.74	Score for protecting minority investors (0–100)	40.00	Time to import	
Procedures (number)	13	Extent of disclosure index (0–10)	7	Documentary compliance (hours)	77
Time (days)	124	Extent of director liability index (0–10)	1	Border compliance (hours)	98
Cost (% of warehouse value)	5.9	Ease of shareholder suits index (0–10)	5	Cost to import	
Building quality control index (0–15)	8.5	Extent of shareholder rights index (0–10)	4	Documentary compliance (US\$)	90
		Extent of ownership and control index (0–10)	3	Border compliance (US\$)	545
		Extent of corporate transparency index (0–10)	4		
Getting electricity (rank)	159	Paying taxes (rank)	165	✓ Enforcing contracts (rank)	159
Score for getting electricity (0–100)	51.57	Score for paying taxes (0–100)	51.55	Score for enforcing contracts (0–100)	42.80
Procedures (number)	4	Payments (number per year)	35	Time (days)	620
Time (days)	120	Time (hours per year)	270	Cost (% of claim value)	52.0
Cost (% of income per capita)	2,650.5	Total tax and contribution rate (% of profit)	48.3	Quality of judicial processes index (0–18)	5.0
Reliability of supply and transparency of tariffs index (0–8)	0	Postfiling index (0–100)	25.71		
Registering property (rank)	141			Resolving insolvency (rank)	97
Score for registering property (0–100)	51.51			Score for resolving insolvency (0–100)	43.45
Procedures (number)	5			Time (years)	3.6
Time (days)	29			Cost (% of estate)	18.0
Cost (% of property value)	11.1			Recovery rate (cents on the dollar)	28.5
Quality of land administration index (0–30)	8.0			Strength of insolvency framework index (0–16)	9.0
MALTA		Middle East & North Africa		GNI per capita (US\$)	
Ease of doing business rank (1–190)	84	Ease of doing business score (0–100)	65.43	Population	465,292
Starting a business (rank)	103	Getting credit (rank)	134	Trading across borders (rank)	41
Score for starting a business (0–100)	84.86	Score for getting credit (0–100)	35.00	Score for trading across borders (0–100)	91.01
Procedures (number)	8	Strength of legal rights index (0–12)	2	Time to export	
Time (days)	16	Depth of credit information index (0–8)	5	Documentary compliance (hours)	3
Cost (% of income per capita)	7.1	Credit bureau coverage (% of adults)	0.0	Border compliance (hours)	24
Minimum capital (% of income per capita)	1.0	Credit registry coverage (% of adults)	54.7	Cost to export	
				Documentary compliance (US\$)	25
✓ Dealing with construction permits (rank)	45	Protecting minority investors (rank)	57	Border compliance (US\$)	325
Score for dealing with construction permits (0–100)	74.75	Score for protecting minority investors (0–100)	61.67	Time to import	
Procedures (number)	14	Extent of disclosure index (0–10)	3	Documentary compliance (hours)	1
Time (days)	170	Extent of director liability index (0–10)	6	Border compliance (hours)	2
Cost (% of warehouse value)	2.0	Ease of shareholder suits index (0–10)	8	Cost to import	
Building quality control index (0–15)	13.0	Extent of shareholder rights index (0–10)	7	Documentary compliance (US\$)	0
		Extent of ownership and control index (0–10)	4	Border compliance (US\$)	230
		Extent of corporate transparency index (0–10)	9		
Getting electricity (rank)	77	Paying taxes (rank)	71	Enforcing contracts (rank)	39
Score for getting electricity (0–100)	76.34	Score for paying taxes (0–100)	76.18	Score for enforcing contracts (0–100)	67.57
Procedures (number)	4	Payments (number per year)	8	Time (days)	505
Time (days)	105	Time (hours per year)	139	Cost (% of claim value)	21.5
Cost (% of income per capita)	213.8	Total tax and contribution rate (% of profit)	44.0	Quality of judicial processes index (0–18)	10.5
Reliability of supply and transparency of tariffs index (0–8)	5	Postfiling index (0–100)	52.51		
Registering property (rank)	151			Resolving insolvency (rank)	121
Score for registering property (0–100)	48.87			Score for resolving insolvency (0–100)	38.07
Procedures (number)	7			Time (years)	3.0
Time (days)	15			Cost (% of estate)	10.0
Cost (% of property value)	13.4			Recovery rate (cents on the dollar)	38.8
Quality of land administration index (0–30)	12.5			Strength of insolvency framework index (0–16)	5.5

Note: Most indicator sets refer to a case scenario in the largest business city of an economy, though for 11 economies the data are a population-weighted average for the two largest business cities. For some indicators a result of “no practice” may be recorded for an economy; see the data notes for more details. In starting a business, procedures (number), time (days) and cost (% of income per capita) are calculated as the average of both men and women. For the postfiling index, a result of “not applicable” may be recorded for an economy.

✓ Reform making it easier to do business ✗ Change making it more difficult to do business

MARSHALL ISLANDS		East Asia & Pacific		GNI per capita (US\$)	
Ease of doing business rank (1–190)	150	Ease of doing business score (0–100)	51.62	Population	53,127
Starting a business (rank)	75	Getting credit (rank)	99	Trading across borders (rank)	75
Score for starting a business (0–100)	88.64	Score for getting credit (0–100)	50.00	Score for trading across borders (0–100)	78.86
Procedures (number)	5	Strength of legal rights index (0–12)	10	Time to export	
Time (days)	17	Depth of credit information index (0–8)	0	Documentary compliance (hours)	24
Cost (% of income per capita)	10.6	Credit bureau coverage (% of adults)	0.0	Border compliance (hours)	60
Minimum capital (% of income per capita)	0.0	Credit registry coverage (% of adults)	0.0	Cost to export	
				Documentary compliance (US\$)	20
Dealing with construction permits (rank)	73	Protecting minority investors (rank)	180	Border compliance (US\$)	298
Score for dealing with construction permits (0–100)	71.23	Score for protecting minority investors (0–100)	26.67	Time to import	
Procedures (number)	7	Extent of disclosure index (0–10)	2	Documentary compliance (hours)	60
Time (days)	38	Extent of director liability index (0–10)	0	Border compliance (hours)	84
Cost (% of warehouse value)	2.1	Ease of shareholder suits index (0–10)	8	Cost to import	
Building quality control index (0–15)	1.0	Extent of shareholder rights index (0–10)	3	Documentary compliance (US\$)	43
		Extent of ownership and control index (0–10)	1	Border compliance (US\$)	298
		Extent of corporate transparency index (0–10)	2		
Getting electricity (rank)	132	✗ Paying taxes (rank)	70	Enforcing contracts (rank)	103
Score for getting electricity (0–100)	59.47	Score for paying taxes (0–100)	76.21	Score for enforcing contracts (0–100)	55.93
Procedures (number)	5	Payments (number per year)	9	Time (days)	616
Time (days)	67	Time (hours per year)	56	Cost (% of claim value)	32.1
Cost (% of income per capita)	606.2	Total tax and contribution rate (% of profit)	65.7	Quality of judicial processes index (0–18)	8.0
Reliability of supply and transparency of tariffs index (0–8)	0	Postfiling index (0–100)	not applicable		
Registering property (rank)	187			Resolving insolvency (rank)	167
Score for registering property (0–100)	0.00			Score for resolving insolvency (0–100)	9.19
Procedures (number)	no practice			Time (years)	2.0
Time (days)	no practice			Cost (% of estate)	38.0
Cost (% of property value)	no practice			Recovery rate (cents on the dollar)	17.1
Quality of land administration index (0–30)	no practice			Strength of insolvency framework index (0–16)	0.0
MAURITANIA		Sub-Saharan Africa		GNI per capita (US\$)	
Ease of doing business rank (1–190)	148	Ease of doing business score (0–100)	51.99	Population	4,420,184
✓ Starting a business (rank)	46	✓ Getting credit (rank)	144	Trading across borders (rank)	141
Score for starting a business (0–100)	92.18	Score for getting credit (0–100)	30.00	Score for trading across borders (0–100)	60.30
Procedures (number)	4	Strength of legal rights index (0–12)	2	Time to export	
Time (days)	6	Depth of credit information index (0–8)	4	Documentary compliance (hours)	51
Cost (% of income per capita)	16.2	Credit bureau coverage (% of adults)	0.0	Border compliance (hours)	62
Minimum capital (% of income per capita)	0.0	Credit registry coverage (% of adults)	7.8	Cost to export	
				Documentary compliance (US\$)	92
✓ Dealing with construction permits (rank)	92	Protecting minority investors (rank)	110	Border compliance (US\$)	749
Score for dealing with construction permits (0–100)	68.63	Score for protecting minority investors (0–100)	50.00	Time to import	
Procedures (number)	13	Extent of disclosure index (0–10)	6	Documentary compliance (hours)	64
Time (days)	104	Extent of director liability index (0–10)	3	Border compliance (hours)	69
Cost (% of warehouse value)	4.2	Ease of shareholder suits index (0–10)	7	Cost to import	
Building quality control index (0–15)	7.5	Extent of shareholder rights index (0–10)	5	Documentary compliance (US\$)	400
		Extent of ownership and control index (0–10)	5	Border compliance (US\$)	580
		Extent of corporate transparency index (0–10)	4		
Getting electricity (rank)	151	Paying taxes (rank)	178	Enforcing contracts (rank)	72
Score for getting electricity (0–100)	54.39	Score for paying taxes (0–100)	42.63	Score for enforcing contracts (0–100)	60.43
Procedures (number)	5	Payments (number per year)	33	Time (days)	370
Time (days)	67	Time (hours per year)	270	Cost (% of claim value)	23.2
Cost (% of income per capita)	4,277.4	Total tax and contribution rate (% of profit)	67.0	Quality of judicial processes index (0–18)	5.0
Reliability of supply and transparency of tariffs index (0–8)	2	Postfiling index (0–100)	17.20		
Registering property (rank)	102			Resolving insolvency (rank)	168
Score for registering property (0–100)	61.32			Score for resolving insolvency (0–100)	0.00
Procedures (number)	4			Time (years)	no practice
Time (days)	49			Cost (% of estate)	no practice
Cost (% of property value)	4.5			Recovery rate (cents on the dollar)	0.0
Quality of land administration index (0–30)	7.0			Strength of insolvency framework index (0–16)	0.0
MAURITIUS		Sub-Saharan Africa		GNI per capita (US\$)	
Ease of doing business rank (1–190)	20	Ease of doing business score (0–100)	79.58	Population	1,264,613
✓ Starting a business (rank)	21	Getting credit (rank)	60	✓ Trading across borders (rank)	69
Score for starting a business (0–100)	94.34	Score for getting credit (0–100)	65.00	Score for trading across borders (0–100)	81.00
Procedures (number)	4	Strength of legal rights index (0–12)	6	Time to export	
Time (days)	5	Depth of credit information index (0–8)	7	Documentary compliance (hours)	9
Cost (% of income per capita)	0.9	Credit bureau coverage (% of adults)	0.0	Border compliance (hours)	24
Minimum capital (% of income per capita)	0.0	Credit registry coverage (% of adults)	100.0	Cost to export	
				Documentary compliance (US\$)	128
Dealing with construction permits (rank)	15	✓ Protecting minority investors (rank)	15	Border compliance (US\$)	303
Score for dealing with construction permits (0–100)	82.51	Score for protecting minority investors (0–100)	75.00	Time to import	
Procedures (number)	15	Extent of disclosure index (0–10)	7	Documentary compliance (hours)	9
Time (days)	98	Extent of director liability index (0–10)	8	Border compliance (hours)	41
Cost (% of warehouse value)	0.5	Ease of shareholder suits index (0–10)	9	Cost to import	
Building quality control index (0–15)	14.0	Extent of shareholder rights index (0–10)	7	Documentary compliance (US\$)	166
		Extent of ownership and control index (0–10)	6	Border compliance (US\$)	372
		Extent of corporate transparency index (0–10)	8		
Getting electricity (rank)	34	✓ Paying taxes (rank)	6	Enforcing contracts (rank)	27
Score for getting electricity (0–100)	86.24	Score for paying taxes (0–100)	93.50	Score for enforcing contracts (0–100)	70.37
Procedures (number)	3	Payments (number per year)	8	Time (days)	490
Time (days)	81	Time (hours per year)	152	Cost (% of claim value)	25.0
Cost (% of income per capita)	212.9	Total tax and contribution rate (% of profit)	22.1	Quality of judicial processes index (0–18)	12.5
Reliability of supply and transparency of tariffs index (0–8)	6	Postfiling index (0–100)	98.26		
✓ Registering property (rank)	35			Resolving insolvency (rank)	35
Score for registering property (0–100)	78.74			Score for resolving insolvency (0–100)	69.06
Procedures (number)	5			Time (years)	1.7
Time (days)	17			Cost (% of estate)	14.5
Cost (% of property value)	0.6			Recovery rate (cents on the dollar)	67.4
Quality of land administration index (0–30)	18.0			Strength of insolvency framework index (0–16)	10.5

Note: Most indicator sets refer to a case scenario in the largest business city of an economy, though for 11 economies the data are a population-weighted average for the two largest business cities. For some indicators a result of "no practice" may be recorded for an economy; see the data notes for more details. In starting a business, procedures (number), time (days) and cost (% of income per capita) are calculated as the average of both men and women. For the postfiling index, a result of "not applicable" may be recorded for an economy.

✓ Reform making it easier to do business ✗ Change making it more difficult to do business

MEXICO		Latin America & Caribbean		GNI per capita (US\$)	
Ease of doing business rank (1–190)	54	Ease of doing business score (0–100)	72.09	Population	129,163,276
Starting a business (rank)	94	Getting credit (rank)	8	Trading across borders (rank)	66
Score for starting a business (0–100)	85.94	Score for getting credit (0–100)	90.00	Score for trading across borders (0–100)	82.09
Procedures (number)	7.8	Strength of legal rights index (0–12)	10	Time to export	
Time (days)	8.4	Depth of credit information index (0–8)	8	Documentary compliance (hours)	8
Cost (% of income per capita)	16.2	Credit bureau coverage (% of adults)	100.0	Border compliance (hours)	20.4
Minimum capital (% of income per capita)	0.0	Credit registry coverage (% of adults)	0.0	Cost to export	
				Documentary compliance (US\$)	60
✗ Dealing with construction permits (rank)	93	Protecting minority investors (rank)	72	Border compliance (US\$)	400
Score for dealing with construction permits (0–100)	68.62	Score for protecting minority investors (0–100)	58.33	Time to import	
Procedures (number)	14.7	Extent of disclosure index (0–10)	8	Documentary compliance (hours)	17.6
Time (days)	82.1	Extent of director liability index (0–10)	5	Border compliance (hours)	44.2
Cost (% of warehouse value)	9.7	Ease of shareholder suits index (0–10)	5	Cost to import	
Building quality control index (0–15)	11.7	Extent of shareholder rights index (0–10)	7	Documentary compliance (US\$)	100
		Extent of ownership and control index (0–10)	6	Border compliance (US\$)	450
		Extent of corporate transparency index (0–10)	4		
Getting electricity (rank)	99	Paying taxes (rank)	116	Enforcing contracts (rank)	43
Score for getting electricity (0–100)	71.06	Score for paying taxes (0–100)	66.65	Score for enforcing contracts (0–100)	67.01
Procedures (number)	6.8	Payments (number per year)	6	Time (days)	340.7
Time (days)	100.4	Time (hours per year)	240.5	Cost (% of claim value)	33.0
Cost (% of income per capita)	290.4	Total tax and contribution rate (% of profit)	53.0	Quality of judicial processes index (0–18)	10.1
Reliability of supply and transparency of tariffs index (0–8)	7	Postfiling index (0–100)	40.51		
Registering property (rank)	103			Resolving insolvency (rank)	32
Score for registering property (0–100)	60.42			Score for resolving insolvency (0–100)	70.77
Procedures (number)	7.7			Time (years)	1.8
Time (days)	38.8			Cost (% of estate)	18.0
Cost (% of property value)	5.8			Recovery rate (cents on the dollar)	64.7
Quality of land administration index (0–30)	16.3			Strength of insolvency framework index (0–16)	11.5
MICRONESIA, FED. STS.		East Asia & Pacific		GNI per capita (US\$)	
Ease of doing business rank (1–190)	160	Ease of doing business score (0–100)	48.99	Population	105,544
Starting a business (rank)	170	Getting credit (rank)	99	Trading across borders (rank)	61
Score for starting a business (0–100)	69.56	Score for getting credit (0–100)	50.00	Score for trading across borders (0–100)	84.00
Procedures (number)	7	Strength of legal rights index (0–12)	10	Time to export	
Time (days)	16	Depth of credit information index (0–8)	0	Documentary compliance (hours)	26
Cost (% of income per capita)	141.7	Credit bureau coverage (% of adults)	0.0	Border compliance (hours)	36
Minimum capital (% of income per capita)	0.0	Credit registry coverage (% of adults)	0.0	Cost to export	
				Documentary compliance (US\$)	60
Dealing with construction permits (rank)	137	Protecting minority investors (rank)	185	Border compliance (US\$)	168
Score for dealing with construction permits (0–100)	61.05	Score for protecting minority investors (0–100)	25.00	Time to import	
Procedures (number)	14	Extent of disclosure index (0–10)	0	Documentary compliance (hours)	35
Time (days)	86	Extent of director liability index (0–10)	0	Border compliance (hours)	56
Cost (% of warehouse value)	0.5	Ease of shareholder suits index (0–10)	8	Cost to import	
Building quality control index (0–15)	0.0	Extent of shareholder rights index (0–10)	5	Documentary compliance (US\$)	80
		Extent of ownership and control index (0–10)	2	Border compliance (US\$)	180
		Extent of corporate transparency index (0–10)	0		
Getting electricity (rank)	117	Paying taxes (rank)	110	Enforcing contracts (rank)	184
Score for getting electricity (0–100)	64.49	Score for paying taxes (0–100)	68.78	Score for enforcing contracts (0–100)	29.39
Procedures (number)	3	Payments (number per year)	21	Time (days)	885
Time (days)	105	Time (hours per year)	128	Cost (% of claim value)	66.0
Cost (% of income per capita)	342.9	Total tax and contribution rate (% of profit)	60.5	Quality of judicial processes index (0–18)	4.5
Reliability of supply and transparency of tariffs index (0–8)	0	Postfiling index (0–100)	not applicable		
Registering property (rank)	187			Resolving insolvency (rank)	123
Score for registering property (0–100)	0.00			Score for resolving insolvency (0–100)	37.64
Procedures (number)	no practice			Time (years)	5.3
Time (days)	no practice			Cost (% of estate)	38.0
Cost (% of property value)	no practice			Recovery rate (cents on the dollar)	3.2
Quality of land administration index (0–30)	no practice			Strength of insolvency framework index (0–16)	11.5
MOLDOVA		Europe & Central Asia		GNI per capita (US\$)	
Ease of doing business rank (1–190)	47	Ease of doing business score (0–100)	73.54	Population	3,549,750
✓ Starting a business (rank)	14	Getting credit (rank)	44	Trading across borders (rank)	35
Score for starting a business (0–100)	95.55	Score for getting credit (0–100)	70.00	Score for trading across borders (0–100)	92.32
Procedures (number)	3	Strength of legal rights index (0–12)	8	Time to export	
Time (days)	4	Depth of credit information index (0–8)	6	Documentary compliance (hours)	48
Cost (% of income per capita)	5.0	Credit bureau coverage (% of adults)	15.8	Border compliance (hours)	3
Minimum capital (% of income per capita)	0.0	Credit registry coverage (% of adults)	0.0	Cost to export	
				Documentary compliance (US\$)	44
Dealing with construction permits (rank)	172	Protecting minority investors (rank)	33	Border compliance (US\$)	76
Score for dealing with construction permits (0–100)	52.19	Score for protecting minority investors (0–100)	68.33	Time to import	
Procedures (number)	28	Extent of disclosure index (0–10)	7	Documentary compliance (hours)	2
Time (days)	276	Extent of director liability index (0–10)	4	Border compliance (hours)	4
Cost (% of warehouse value)	1.4	Ease of shareholder suits index (0–10)	8	Cost to import	
Building quality control index (0–15)	12.0	Extent of shareholder rights index (0–10)	8	Documentary compliance (US\$)	41
		Extent of ownership and control index (0–10)	5	Border compliance (US\$)	83
		Extent of corporate transparency index (0–10)	9		
Getting electricity (rank)	81	Paying taxes (rank)	35	Enforcing contracts (rank)	69
Score for getting electricity (0–100)	74.88	Score for paying taxes (0–100)	84.55	Score for enforcing contracts (0–100)	60.87
Procedures (number)	6	Payments (number per year)	10	Time (days)	585
Time (days)	87	Time (hours per year)	181	Cost (% of claim value)	28.6
Cost (% of income per capita)	647.1	Total tax and contribution rate (% of profit)	40.5	Quality of judicial processes index (0–18)	9.5
Reliability of supply and transparency of tariffs index (0–8)	7	Postfiling index (0–100)	90.79		
Registering property (rank)	22			Resolving insolvency (rank)	68
Score for registering property (0–100)	82.62			Score for resolving insolvency (0–100)	54.12
Procedures (number)	5			Time (years)	2.8
Time (days)	5.5			Cost (% of estate)	15.0
Cost (% of property value)	1.1			Recovery rate (cents on the dollar)	30.9
Quality of land administration index (0–30)	22.0			Strength of insolvency framework index (0–16)	12.0

Note: Most indicator sets refer to a case scenario in the largest business city of an economy, though for 11 economies the data are a population-weighted average for the two largest business cities. For some indicators a result of “no practice” may be recorded for an economy; see the data notes for more details. In starting a business, procedures (number), time (days) and cost (% of income per capita) are calculated as the average of both men and women. For the postfiling index, a result of “not applicable” may be recorded for an economy.

✓ Reform making it easier to do business ✗ Change making it more difficult to do business

MONGOLIA		East Asia & Pacific		GNI per capita (US\$)	
Ease of doing business rank (1–190)	74	Ease of doing business score (0–100)	67.74	Population	3,075,647
Starting a business (rank)	87	Getting credit (rank)	22	Trading across borders (rank)	117
Score for starting a business (0–100)	86.90	Score for getting credit (0–100)	80.00	Score for trading across borders (0–100)	66.89
Procedures (number)	8	Strength of legal rights index (0–12)	9	Time to export	
Time (days)	11	Depth of credit information index (0–8)	7	Documentary compliance (hours)	168
Cost (% of income per capita)	1.3	Credit bureau coverage (% of adults)	0.0	Border compliance (hours)	62
Minimum capital (% of income per capita)	0.0	Credit registry coverage (% of adults)	50.3	Cost to export	
				Documentary compliance (US\$)	64
Dealing with construction permits (rank)	23	Protecting minority investors (rank)	33	Border compliance (US\$)	191
Score for dealing with construction permits (0–100)	78.19	Score for protecting minority investors (0–100)	68.33	Time to import	
Procedures (number)	17	Extent of disclosure index (0–10)	6	Documentary compliance (hours)	115
Time (days)	137	Extent of director liability index (0–10)	8	Border compliance (hours)	48
Cost (% of warehouse value)	0.1	Ease of shareholder suits index (0–10)	8	Cost to import	
Building quality control index (0–15)	14.0	Extent of shareholder rights index (0–10)	3	Documentary compliance (US\$)	83
		Extent of ownership and control index (0–10)	7	Border compliance (US\$)	210
		Extent of corporate transparency index (0–10)	9		
Getting electricity (rank)	148	Paying taxes (rank)	61	✓ Enforcing contracts (rank)	66
Score for getting electricity (0–100)	54.88	Score for paying taxes (0–100)	77.32	Score for enforcing contracts (0–100)	61.36
Procedures (number)	8	Payments (number per year)	19	Time (days)	374
Time (days)	79	Time (hours per year)	134	Cost (% of claim value)	22.9
Cost (% of income per capita)	659.6	Total tax and contribution rate (% of profit)	24.7	Quality of judicial processes index (0–18)	5.5
Reliability of supply and transparency of tariffs index (0–8)	3	Postfiling index (0–100)	49.08		
Registering property (rank)	49			Resolving insolvency (rank)	152
Score for registering property (0–100)	74.14			Score for resolving insolvency (0–100)	29.39
Procedures (number)	5			Time (years)	4.0
Time (days)	10.5			Cost (% of estate)	15.0
Cost (% of property value)	2.1			Recovery rate (cents on the dollar)	16.9
Quality of land administration index (0–30)	14.5			Strength of insolvency framework index (0–16)	6.5
MONTENEGRO		Europe & Central Asia		GNI per capita (US\$)	
Ease of doing business rank (1–190)	50	Ease of doing business score (0–100)	72.73	Population	622,471
Starting a business (rank)	90	Getting credit (rank)	12	Trading across borders (rank)	47
Score for starting a business (0–100)	86.65	Score for getting credit (0–100)	85.00	Score for trading across borders (0–100)	88.75
Procedures (number)	8	Strength of legal rights index (0–12)	12	Time to export	
Time (days)	12	Depth of credit information index (0–8)	5	Documentary compliance (hours)	5
Cost (% of income per capita)	1.3	Credit bureau coverage (% of adults)	0.0	Border compliance (hours)	8
Minimum capital (% of income per capita)	0.0	Credit registry coverage (% of adults)	56.6	Cost to export	
				Documentary compliance (US\$)	67
Dealing with construction permits (rank)	75	Protecting minority investors (rank)	57	Border compliance (US\$)	158
Score for dealing with construction permits (0–100)	70.88	Score for protecting minority investors (0–100)	61.67	Time to import	
Procedures (number)	8	Extent of disclosure index (0–10)	5	Documentary compliance (hours)	10
Time (days)	152	Extent of director liability index (0–10)	8	Border compliance (hours)	23
Cost (% of warehouse value)	9.6	Ease of shareholder suits index (0–10)	6	Cost to import	
Building quality control index (0–15)	12.0	Extent of shareholder rights index (0–10)	6	Documentary compliance (US\$)	100
		Extent of ownership and control index (0–10)	3	Border compliance (US\$)	306
		Extent of corporate transparency index (0–10)	9		
Getting electricity (rank)	134	Paying taxes (rank)	68	Enforcing contracts (rank)	44
Score for getting electricity (0–100)	59.19	Score for paying taxes (0–100)	76.67	Score for enforcing contracts (0–100)	66.75
Procedures (number)	7	Payments (number per year)	18	Time (days)	545
Time (days)	142	Time (hours per year)	300	Cost (% of claim value)	25.7
Cost (% of income per capita)	418.7	Total tax and contribution rate (% of profit)	22.2	Quality of judicial processes index (0–18)	11.5
Reliability of supply and transparency of tariffs index (0–8)	5	Postfiling index (0–100)	70.49		
Registering property (rank)	76			Resolving insolvency (rank)	43
Score for registering property (0–100)	65.78			Score for resolving insolvency (0–100)	65.99
Procedures (number)	6			Time (years)	1.4
Time (days)	69			Cost (% of estate)	8.0
Cost (% of property value)	3.2			Recovery rate (cents on the dollar)	50.0
Quality of land administration index (0–30)	17.5			Strength of insolvency framework index (0–16)	12.5
MOROCCO		Middle East & North Africa		GNI per capita (US\$)	
Ease of doing business rank (1–190)	60	Ease of doing business score (0–100)	71.02	Population	35,739,580
✓ Starting a business (rank)	34	Getting credit (rank)	112	✓ Trading across borders (rank)	62
Score for starting a business (0–100)	92.99	Score for getting credit (0–100)	45.00	Score for trading across borders (0–100)	83.58
Procedures (number)	4	Strength of legal rights index (0–12)	2	Time to export	
Time (days)	9	Depth of credit information index (0–8)	7	Documentary compliance (hours)	26
Cost (% of income per capita)	3.7	Credit bureau coverage (% of adults)	29.0	Border compliance (hours)	11
Minimum capital (% of income per capita)	0.0	Credit registry coverage (% of adults)	0.0	Cost to export	
				Documentary compliance (US\$)	107
Dealing with construction permits (rank)	18	Protecting minority investors (rank)	64	Border compliance (US\$)	156
Score for dealing with construction permits (0–100)	79.94	Score for protecting minority investors (0–100)	60.00	Time to import	
Procedures (number)	13	Extent of disclosure index (0–10)	9	Documentary compliance (hours)	26
Time (days)	88	Extent of director liability index (0–10)	2	Border compliance (hours)	65
Cost (% of warehouse value)	3.4	Ease of shareholder suits index (0–10)	7	Cost to import	
Building quality control index (0–15)	13.0	Extent of shareholder rights index (0–10)	6	Documentary compliance (US\$)	116
		Extent of ownership and control index (0–10)	5	Border compliance (US\$)	228
		Extent of corporate transparency index (0–10)	7		
Getting electricity (rank)	59	Paying taxes (rank)	25	Enforcing contracts (rank)	68
Score for getting electricity (0–100)	81.34	Score for paying taxes (0–100)	85.72	Score for enforcing contracts (0–100)	60.93
Procedures (number)	5	Payments (number per year)	6	Time (days)	510
Time (days)	44	Time (hours per year)	155	Cost (% of claim value)	26.5
Cost (% of income per capita)	1,417.4	Total tax and contribution rate (% of profit)	49.8	Quality of judicial processes index (0–18)	8.0
Reliability of supply and transparency of tariffs index (0–8)	7	Postfiling index (0–100)	98.62		
✓ Registering property (rank)	68			✓ Resolving insolvency (rank)	71
Score for registering property (0–100)	67.86			Score for resolving insolvency (0–100)	52.84
Procedures (number)	6			Time (years)	3.5
Time (days)	20.5			Cost (% of estate)	18.0
Cost (% of property value)	6.4			Recovery rate (cents on the dollar)	28.5
Quality of land administration index (0–30)	19.5			Strength of insolvency framework index (0–16)	12.0

Note: Most indicator sets refer to a case scenario in the largest business city of an economy, though for 11 economies the data are a population-weighted average for the two largest business cities. For some indicators a result of “no practice” may be recorded for an economy; see the data notes for more details. In starting a business, procedures (number), time (days) and cost (% of income per capita) are calculated as the average of both men and women. For the postfiling index, a result of “not applicable” may be recorded for an economy.

✓ Reform making it easier to do business ✗ Change making it more difficult to do business

MOZAMBIQUE		Sub-Saharan Africa		GNI per capita (US\$)	
Ease of doing business rank (1–190)	135	Ease of doing business score (0–100)	55.53	Population	29,668,834
✗ Starting a business (rank)	174	Getting credit (rank)	161	✓ Trading across borders (rank)	91
Score for starting a business (0–100)	67.56	Score for getting credit (0–100)	25.00	Score for trading across borders (0–100)	73.84
Procedures (number)	10	Strength of legal rights index (0–12)	1	Time to export	
Time (days)	17	Depth of credit information index (0–8)	4	Documentary compliance (hours)	36
Cost (% of income per capita)	120.5	Credit bureau coverage (% of adults)	0.0	Border compliance (hours)	66
Minimum capital (% of income per capita)	0.0	Credit registry coverage (% of adults)	7.3	Cost to export	
				Documentary compliance (US\$)	160
Dealing with construction permits (rank)	64	Protecting minority investors (rank)	140	Border compliance (US\$)	602
Score for dealing with construction permits (0–100)	72.57	Score for protecting minority investors (0–100)	41.67	Time to import	
Procedures (number)	11	Extent of disclosure index (0–10)	5	Documentary compliance (hours)	16
Time (days)	118	Extent of director liability index (0–10)	4	Border compliance (hours)	9
Cost (% of warehouse value)	6.5	Ease of shareholder suits index (0–10)	7	Cost to import	
Building quality control index (0–15)	11.0	Extent of shareholder rights index (0–10)	6	Documentary compliance (US\$)	60
✓ Getting electricity (rank)	100	Extent of ownership and control index (0–10)	2	Border compliance (US\$)	399
Score for getting electricity (0–100)	71.02	Extent of corporate transparency index (0–10)	1		
Procedures (number)	4	✓ Paying taxes (rank)	125	Enforcing contracts (rank)	167
Time (days)	40	Score for paying taxes (0–100)	64.04	Score for enforcing contracts (0–100)	39.78
Cost (% of income per capita)	3,214.4	Payments (number per year)	37	Time (days)	950
Reliability of supply and transparency of tariffs index (0–8)	4	Time (hours per year)	200	Cost (% of claim value)	53.3
		Total tax and contribution rate (% of profit)	36.1	Quality of judicial processes index (0–18)	8.5
Registering property (rank)	133	Postfiling index (0–100)	50.19	Resolving insolvency (rank)	84
Score for registering property (0–100)	52.94			Score for resolving insolvency (0–100)	46.89
Procedures (number)	8			Time (years)	1.5
Time (days)	43			Cost (% of estate)	20.5
Cost (% of property value)	5.2			Recovery rate (cents on the dollar)	29.1
Quality of land administration index (0–30)	7.5			Strength of insolvency framework index (0–16)	10.0
MYANMAR		East Asia & Pacific		GNI per capita (US\$)	
Ease of doing business rank (1–190)	171	Ease of doing business score (0–100)	44.72	Population	53,370,609
✓ Starting a business (rank)	152	Getting credit (rank)	178	Trading across borders (rank)	168
Score for starting a business (0–100)	77.33	Score for getting credit (0–100)	10.00	Score for trading across borders (0–100)	47.67
Procedures (number)	12	Strength of legal rights index (0–12)	2	Time to export	
Time (days)	14	Depth of credit information index (0–8)	0	Documentary compliance (hours)	144
Cost (% of income per capita)	24.8	Credit bureau coverage (% of adults)	0.0	Border compliance (hours)	142
Minimum capital (% of income per capita)	0.0	Credit registry coverage (% of adults)	0.0	Cost to export	
				Documentary compliance (US\$)	140
Dealing with construction permits (rank)	81	Protecting minority investors (rank)	185	Border compliance (US\$)	432
Score for dealing with construction permits (0–100)	70.35	Score for protecting minority investors (0–100)	25.00	Time to import	
Procedures (number)	15	Extent of disclosure index (0–10)	3	Documentary compliance (hours)	48
Time (days)	95	Extent of director liability index (0–10)	0	Border compliance (hours)	230
Cost (% of warehouse value)	3.7	Ease of shareholder suits index (0–10)	3	Cost to import	
Building quality control index (0–15)	9.0	Extent of shareholder rights index (0–10)	5	Documentary compliance (US\$)	210
✓ Getting electricity (rank)	144	Extent of ownership and control index (0–10)	1	Border compliance (US\$)	457
Score for getting electricity (0–100)	55.67	Extent of corporate transparency index (0–10)	3		
Procedures (number)	6	Paying taxes (rank)	126	Enforcing contracts (rank)	188
Time (days)	77	Score for paying taxes (0–100)	63.94	Score for enforcing contracts (0–100)	24.53
Cost (% of income per capita)	1,147.0	Payments (number per year)	31	Time (days)	1,160
Reliability of supply and transparency of tariffs index (0–8)	1	Time (hours per year)	282	Cost (% of claim value)	51.5
		Total tax and contribution rate (% of profit)	31.2	Quality of judicial processes index (0–18)	3.0
Registering property (rank)	136	Postfiling index (0–100)	45.54	Resolving insolvency (rank)	164
Score for registering property (0–100)	52.30			Score for resolving insolvency (0–100)	20.39
Procedures (number)	6			Time (years)	5.0
Time (days)	85			Cost (% of estate)	18.0
Cost (% of property value)	4.1			Recovery rate (cents on the dollar)	14.7
Quality of land administration index (0–30)	5.5			Strength of insolvency framework index (0–16)	4.0
NAMIBIA		Sub-Saharan Africa		GNI per capita (US\$)	
Ease of doing business rank (1–190)	107	Ease of doing business score (0–100)	60.53	Population	2,533,794
Starting a business (rank)	172	Getting credit (rank)	73	Trading across borders (rank)	136
Score for starting a business (0–100)	69.06	Score for getting credit (0–100)	60.00	Score for trading across borders (0–100)	61.47
Procedures (number)	10	Strength of legal rights index (0–12)	5	Time to export	
Time (days)	66	Depth of credit information index (0–8)	7	Documentary compliance (hours)	90
Cost (% of income per capita)	10.0	Credit bureau coverage (% of adults)	60.8	Border compliance (hours)	120
Minimum capital (% of income per capita)	0.0	Credit registry coverage (% of adults)	0.0	Cost to export	
				Documentary compliance (US\$)	348
Dealing with construction permits (rank)	83	Protecting minority investors (rank)	99	Border compliance (US\$)	745
Score for dealing with construction permits (0–100)	69.79	Score for protecting minority investors (0–100)	51.67	Time to import	
Procedures (number)	12	Extent of disclosure index (0–10)	5	Documentary compliance (hours)	3
Time (days)	160	Extent of director liability index (0–10)	5	Border compliance (hours)	6
Cost (% of warehouse value)	2.2	Ease of shareholder suits index (0–10)	6	Cost to import	
Building quality control index (0–15)	8.5	Extent of shareholder rights index (0–10)	4	Documentary compliance (US\$)	63
✓ Getting electricity (rank)	71	Extent of ownership and control index (0–10)	3	Border compliance (US\$)	145
Score for getting electricity (0–100)	78.25	Extent of corporate transparency index (0–10)	8		
Procedures (number)	6	Paying taxes (rank)	81	✓ Enforcing contracts (rank)	58
Time (days)	37	Score for paying taxes (0–100)	74.52	Score for enforcing contracts (0–100)	63.44
Cost (% of income per capita)	304.4	Payments (number per year)	27	Time (days)	460
Reliability of supply and transparency of tariffs index (0–8)	6	Time (hours per year)	302	Cost (% of claim value)	35.8
		Total tax and contribution rate (% of profit)	20.7	Quality of judicial processes index (0–18)	10.5
Registering property (rank)	174	Postfiling index (0–100)	77.17	Resolving insolvency (rank)	125
Score for registering property (0–100)	40.19			Score for resolving insolvency (0–100)	36.97
Procedures (number)	8			Time (years)	2.5
Time (days)	44			Cost (% of estate)	14.5
Cost (% of property value)	13.8			Recovery rate (cents on the dollar)	33.8
Quality of land administration index (0–30)	9.5			Strength of insolvency framework index (0–16)	6.0

Note: Most indicator sets refer to a case scenario in the largest business city of an economy, though for 11 economies the data are a population-weighted average for the two largest business cities. For some indicators a result of “no practice” may be recorded for an economy; see the data notes for more details. In starting a business, procedures (number), time (days) and cost (% of income per capita) are calculated as the average of both men and women. For the postfiling index, a result of “not applicable” may be recorded for an economy.

✓ Reform making it easier to do business ✗ Change making it more difficult to do business

NEPAL		South Asia		GNI per capita (US\$)	
Ease of doing business rank (1–190)	110	Ease of doing business score (0–100)	59.63	Population	29,304,998
Starting a business (rank)	107	Getting credit (rank)	99	Trading across borders (rank)	82
Score for starting a business (0–100)	84.38	Score for getting credit (0–100)	50.00	Score for trading across borders (0–100)	77.17
Procedures (number)	7	Strength of legal rights index (0–12)	10	Time to export	
Time (days)	16.5	Depth of credit information index (0–8)	0	Documentary compliance (hours)	43
Cost (% of income per capita)	22.2	Credit bureau coverage (% of adults)	2.7	Border compliance (hours)	56
Minimum capital (% of income per capita)	0.0	Credit registry coverage (% of adults)	0.0	Cost to export	
				Documentary compliance (US\$)	110
Dealing with construction permits (rank)	148	Protecting minority investors (rank)	72	Border compliance (US\$)	288
Score for dealing with construction permits (0–100)	57.99	Score for protecting minority investors (0–100)	58.33	Time to import	
Procedures (number)	12	Extent of disclosure index (0–10)	6	Documentary compliance (hours)	48
Time (days)	117	Extent of director liability index (0–10)	1	Border compliance (hours)	61
Cost (% of warehouse value)	14.8	Ease of shareholder suits index (0–10)	9	Cost to import	
Building quality control index (0–15)	9.0	Extent of shareholder rights index (0–10)	7	Documentary compliance (US\$)	80
		Extent of ownership and control index (0–10)	6	Border compliance (US\$)	190
		Extent of corporate transparency index (0–10)	6		
Getting electricity (rank)	137	✗ Paying taxes (rank)	158	Enforcing contracts (rank)	154
Score for getting electricity (0–100)	58.28	Score for paying taxes (0–100)	52.87	Score for enforcing contracts (0–100)	45.26
Procedures (number)	5	Payments (number per year)	39	Time (days)	910
Time (days)	70	Time (hours per year)	353	Cost (% of claim value)	26.8
Cost (% of income per capita)	885.5	Total tax and contribution rate (% of profit)	36.7	Quality of judicial processes index (0–18)	5.5
Reliability of supply and transparency of tariffs index (0–8)	0	Postfiling index (0–100)	33.35		
Registering property (rank)	88			Resolving insolvency (rank)	83
Score for registering property (0–100)	64.86			Score for resolving insolvency (0–100)	47.16
Procedures (number)	4			Time (years)	2.0
Time (days)	6			Cost (% of estate)	9.0
Cost (% of property value)	4.7			Recovery rate (cents on the dollar)	41.2
Quality of land administration index (0–30)	5.5			Strength of insolvency framework index (0–16)	8.0
NETHERLANDS		OECD high income		GNI per capita (US\$)	
Ease of doing business rank (1–190)	36	Ease of doing business score (0–100)	76.04	Population	17,132,854
Starting a business (rank)	22	Getting credit (rank)	112	Trading across borders (rank)	1
Score for starting a business (0–100)	94.31	Score for getting credit (0–100)	45.00	Score for trading across borders (0–100)	100.00
Procedures (number)	4	Strength of legal rights index (0–12)	2	Time to export	
Time (days)	3.5	Depth of credit information index (0–8)	7	Documentary compliance (hours)	1
Cost (% of income per capita)	4.2	Credit bureau coverage (% of adults)	95.8	Border compliance (hours)	0
Minimum capital (% of income per capita)	0.0	Credit registry coverage (% of adults)	0.0	Cost to export	
				Documentary compliance (US\$)	0
Dealing with construction permits (rank)	84	Protecting minority investors (rank)	72	Border compliance (US\$)	0
Score for dealing with construction permits (0–100)	69.36	Score for protecting minority investors (0–100)	58.33	Time to import	
Procedures (number)	13	Extent of disclosure index (0–10)	4	Documentary compliance (hours)	1
Time (days)	161	Extent of director liability index (0–10)	4	Border compliance (hours)	0
Cost (% of warehouse value)	3.7	Ease of shareholder suits index (0–10)	6	Cost to import	
Building quality control index (0–15)	10.0	Extent of shareholder rights index (0–10)	6	Documentary compliance (US\$)	0
		Extent of ownership and control index (0–10)	7	Border compliance (US\$)	0
		Extent of corporate transparency index (0–10)	8		
Getting electricity (rank)	56	Paying taxes (rank)	21	Enforcing contracts (rank)	74
Score for getting electricity (0–100)	81.58	Score for paying taxes (0–100)	87.58	Score for enforcing contracts (0–100)	59.94
Procedures (number)	5	Payments (number per year)	9	Time (days)	514
Time (days)	110	Time (hours per year)	119	Cost (% of claim value)	23.9
Cost (% of income per capita)	28.1	Total tax and contribution rate (% of profit)	40.8	Quality of judicial processes index (0–18)	7.0
Reliability of supply and transparency of tariffs index (0–8)	8	Postfiling index (0–100)	91.95		
Registering property (rank)	31			Resolving insolvency (rank)	7
Score for registering property (0–100)	80.05			Score for resolving insolvency (0–100)	84.28
Procedures (number)	5			Time (years)	1.1
Time (days)	2.5			Cost (% of estate)	3.5
Cost (% of property value)	6.1			Recovery rate (cents on the dollar)	89.8
Quality of land administration index (0–30)	28.5			Strength of insolvency framework index (0–16)	11.5
NEW ZEALAND		OECD high income		GNI per capita (US\$)	
Ease of doing business rank (1–190)	1	Ease of doing business score (0–100)	86.59	Population	4,793,900
✓ Starting a business (rank)	1	Getting credit (rank)	1	Trading across borders (rank)	60
Score for starting a business (0–100)	99.98	Score for getting credit (0–100)	100.00	Score for trading across borders (0–100)	84.63
Procedures (number)	1	Strength of legal rights index (0–12)	12	Time to export	
Time (days)	0.5	Depth of credit information index (0–8)	8	Documentary compliance (hours)	3
Cost (% of income per capita)	0.2	Credit bureau coverage (% of adults)	100.0	Border compliance (hours)	37
Minimum capital (% of income per capita)	0.0	Credit registry coverage (% of adults)	0.0	Cost to export	
				Documentary compliance (US\$)	67
Dealing with construction permits (rank)	6	Protecting minority investors (rank)	2	Border compliance (US\$)	337
Score for dealing with construction permits (0–100)	86.40	Score for protecting minority investors (0–100)	81.67	Time to import	
Procedures (number)	11	Extent of disclosure index (0–10)	10	Documentary compliance (hours)	1
Time (days)	93	Extent of director liability index (0–10)	9	Border compliance (hours)	25
Cost (% of warehouse value)	2.2	Ease of shareholder suits index (0–10)	9	Cost to import	
Building quality control index (0–15)	15.0	Extent of shareholder rights index (0–10)	7	Documentary compliance (US\$)	80
		Extent of ownership and control index (0–10)	7	Border compliance (US\$)	367
		Extent of corporate transparency index (0–10)	7		
Getting electricity (rank)	45	Paying taxes (rank)	10	Enforcing contracts (rank)	21
Score for getting electricity (0–100)	83.98	Score for paying taxes (0–100)	91.08	Score for enforcing contracts (0–100)	71.48
Procedures (number)	5	Payments (number per year)	7	Time (days)	216
Time (days)	58	Time (hours per year)	140	Cost (% of claim value)	27.2
Cost (% of income per capita)	68.0	Total tax and contribution rate (% of profit)	34.6	Quality of judicial processes index (0–18)	9.5
Reliability of supply and transparency of tariffs index (0–8)	7	Postfiling index (0–100)	96.90		
Registering property (rank)	1			Resolving insolvency (rank)	31
Score for registering property (0–100)	94.89			Score for resolving insolvency (0–100)	71.81
Procedures (number)	2			Time (years)	1.3
Time (days)	1			Cost (% of estate)	3.5
Cost (% of property value)	0.1			Recovery rate (cents on the dollar)	84.1
Quality of land administration index (0–30)	26.5			Strength of insolvency framework index (0–16)	8.5

Note: Most indicator sets refer to a case scenario in the largest business city of an economy, though for 11 economies the data are a population-weighted average for the two largest business cities. For some indicators a result of “no practice” may be recorded for an economy; see the data notes for more details. In starting a business, procedures (number), time (days) and cost (% of income per capita) are calculated as the average of both men and women. For the postfiling index, a result of “not applicable” may be recorded for an economy.

✓ Reform making it easier to do business ✗ Change making it more difficult to do business

NICARAGUA		Latin America & Caribbean		GNI per capita (US\$)	
Ease of doing business rank (1–190)	132	Ease of doing business score (0–100)	55.64	Population	6,217,581
Starting a business (rank)	144	✓ Getting credit (rank)	99	Trading across borders (rank)	85
Score for starting a business (0–100)	79.84	Score for getting credit (0–100)	50.00	Score for trading across borders (0–100)	76.99
Procedures (number)	7	Strength of legal rights index (0–12)	2	Time to export	
Time (days)	14	Depth of credit information index (0–8)	8	Documentary compliance (hours)	48
Cost (% of income per capita)	63.6	Credit bureau coverage (% of adults)	59.5	Border compliance (hours)	72
Minimum capital (% of income per capita)	0.0	Credit registry coverage (% of adults)	21.7	Cost to export	
				Documentary compliance (US\$)	47
Dealing with construction permits (rank)	177	Protecting minority investors (rank)	168	Border compliance (US\$)	240
Score for dealing with construction permits (0–100)	46.58	Score for protecting minority investors (0–100)	35.00	Time to import	
Procedures (number)	18	Extent of disclosure index (0–10)	1	Documentary compliance (hours)	16
Time (days)	225	Extent of director liability index (0–10)	5	Border compliance (hours)	72
Cost (% of warehouse value)	5.5	Ease of shareholder suits index (0–10)	6	Cost to import	
Building quality control index (0–15)	3.5	Extent of shareholder rights index (0–10)	4	Documentary compliance (US\$)	86
		Extent of ownership and control index (0–10)	1	Border compliance (US\$)	400
		Extent of corporate transparency index (0–10)	4		
Getting electricity (rank)	110	Paying taxes (rank)	160	Enforcing contracts (rank)	87
Score for getting electricity (0–100)	68.39	Score for paying taxes (0–100)	52.69	Score for enforcing contracts (0–100)	58.58
Procedures (number)	6	Payments (number per year)	43	Time (days)	490
Time (days)	55	Time (hours per year)	201	Cost (% of claim value)	26.8
Cost (% of income per capita)	838.7	Total tax and contribution rate (% of profit)	60.6	Quality of judicial processes index (0–18)	6.5
Reliability of supply and transparency of tariffs index (0–8)	4	Postfiling index (0–100)	52.55		
Registering property (rank)	155			Resolving insolvency (rank)	106
Score for registering property (0–100)	47.19			Score for resolving insolvency (0–100)	41.13
Procedures (number)	9			Time (years)	2.2
Time (days)	56			Cost (% of estate)	14.5
Cost (% of property value)	6.0			Recovery rate (cents on the dollar)	35.8
Quality of land administration index (0–30)	6.5			Strength of insolvency framework index (0–16)	7.0
NIGER		Sub-Saharan Africa		GNI per capita (US\$)	
Ease of doing business rank (1–190)	143	Ease of doing business score (0–100)	53.72	Population	21,477,348
Starting a business (rank)	27	Getting credit (rank)	144	Trading across borders (rank)	124
Score for starting a business (0–100)	93.69	Score for getting credit (0–100)	30.00	Score for trading across borders (0–100)	65.40
Procedures (number)	3	Strength of legal rights index (0–12)	6	Time to export	
Time (days)	7	Depth of credit information index (0–8)	0	Documentary compliance (hours)	51
Cost (% of income per capita)	8.1	Credit bureau coverage (% of adults)	0.5	Border compliance (hours)	48
Minimum capital (% of income per capita)	11.6	Credit registry coverage (% of adults)	0.3	Cost to export	
				Documentary compliance (US\$)	39
✓ Dealing with construction permits (rank)	158	Protecting minority investors (rank)	149	Border compliance (US\$)	391
Score for dealing with construction permits (0–100)	55.81	Score for protecting minority investors (0–100)	40.00	Time to import	
Procedures (number)	15	Extent of disclosure index (0–10)	7	Documentary compliance (hours)	156
Time (days)	91	Extent of director liability index (0–10)	1	Border compliance (hours)	78
Cost (% of warehouse value)	11.6	Ease of shareholder suits index (0–10)	5	Cost to import	
Building quality control index (0–15)	6.0	Extent of shareholder rights index (0–10)	4	Documentary compliance (US\$)	282
		Extent of ownership and control index (0–10)	3	Border compliance (US\$)	462
		Extent of corporate transparency index (0–10)	4		
✓ Getting electricity (rank)	162	Paying taxes (rank)	161	✓ Enforcing contracts (rank)	119
Score for getting electricity (0–100)	48.51	Score for paying taxes (0–100)	52.49	Score for enforcing contracts (0–100)	53.77
Procedures (number)	4	Payments (number per year)	41	Time (days)	380
Time (days)	68	Time (hours per year)	270	Cost (% of claim value)	52.6
Cost (% of income per capita)	5,470.9	Total tax and contribution rate (% of profit)	47.3	Quality of judicial processes index (0–18)	7.5
Reliability of supply and transparency of tariffs index (0–8)	0	Postfiling index (0–100)	38.02		
✓ Registering property (rank)	111			Resolving insolvency (rank)	114
Score for registering property (0–100)	58.06			Score for resolving insolvency (0–100)	39.44
Procedures (number)	4			Time (years)	5.0
Time (days)	13			Cost (% of estate)	18.0
Cost (% of property value)	7.6			Recovery rate (cents on the dollar)	21.0
Quality of land administration index (0–30)	4.0			Strength of insolvency framework index (0–16)	9.0
NIGERIA		Sub-Saharan Africa		GNI per capita (US\$)	
Ease of doing business rank (1–190)	146	Ease of doing business score (0–100)	52.89	Population	190,886,311
✓ Starting a business (rank)	120	Getting credit (rank)	12	✓ Trading across borders (rank)	182
Score for starting a business (0–100)	82.97	Score for getting credit (0–100)	85.00	Score for trading across borders (0–100)	23.08
Procedures (number)	8.5	Strength of legal rights index (0–12)	9	Time to export	
Time (days)	10.9	Depth of credit information index (0–8)	8	Documentary compliance (hours)	119
Cost (% of income per capita)	27.6	Credit bureau coverage (% of adults)	11.0	Border compliance (hours)	135.4
Minimum capital (% of income per capita)	0.0	Credit registry coverage (% of adults)	0.8	Cost to export	
				Documentary compliance (US\$)	250
Dealing with construction permits (rank)	149	Protecting minority investors (rank)	38	Border compliance (US\$)	785.7
Score for dealing with construction permits (0–100)	57.84	Score for protecting minority investors (0–100)	66.67	Time to import	
Procedures (number)	16.1	Extent of disclosure index (0–10)	7	Documentary compliance (hours)	144
Time (days)	110.2	Extent of director liability index (0–10)	7	Border compliance (hours)	263.7
Cost (% of warehouse value)	21.5	Ease of shareholder suits index (0–10)	7	Cost to import	
Building quality control index (0–15)	11.8	Extent of shareholder rights index (0–10)	5	Documentary compliance (US\$)	564.3
		Extent of ownership and control index (0–10)	5	Border compliance (US\$)	1076.8
		Extent of corporate transparency index (0–10)	9		
✓ Getting electricity (rank)	171	Paying taxes (rank)	157	✓ Enforcing contracts (rank)	92
Score for getting electricity (0–100)	42.63	Score for paying taxes (0–100)	53.53	Score for enforcing contracts (0–100)	57.90
Procedures (number)	8	Payments (number per year)	48	Time (days)	453.7
Time (days)	115.3	Time (hours per year)	347.4	Cost (% of claim value)	38.9
Cost (% of income per capita)	309.9	Total tax and contribution rate (% of profit)	34.8	Quality of judicial processes index (0–18)	8.0
Reliability of supply and transparency of tariffs index (0–8)	0	Postfiling index (0–100)	47.48		
✗ Registering property (rank)	184			Resolving insolvency (rank)	149
Score for registering property (0–100)	28.89			Score for resolving insolvency (0–100)	30.42
Procedures (number)	11.8			Time (years)	2.0
Time (days)	91.7			Cost (% of estate)	22.0
Cost (% of property value)	11.3			Recovery rate (cents on the dollar)	27.5
Quality of land administration index (0–30)	7.2			Strength of insolvency framework index (0–16)	5.0

Note: Most indicator sets refer to a case scenario in the largest business city of an economy, though for 11 economies the data are a population-weighted average for the two largest business cities. For some indicators a result of “no practice” may be recorded for an economy; see the data notes for more details. In starting a business, procedures (number), time (days) and cost (% of income per capita) are calculated as the average of both men and women. For the postfiling index, a result of “not applicable” may be recorded for an economy.

✓ Reform making it easier to do business ✗ Change making it more difficult to do business

NORWAY		OECD high income		GNI per capita (US\$)	
Ease of doing business rank (1–190)	7	Ease of doing business score (0–100)	82.95	Population	5,282,223
Starting a business (rank)	22	Getting credit (rank)	85	Trading across borders (rank)	22
Score for starting a business (0–100)	94.31	Score for getting credit (0–100)	55.00	Score for trading across borders (0–100)	96.97
Procedures (number)	4	Strength of legal rights index (0–12)	5	Time to export	
Time (days)	4	Depth of credit information index (0–8)	6	Documentary compliance (hours)	2
Cost (% of income per capita)	0.9	Credit bureau coverage (% of adults)	100.0	Border compliance (hours)	2
Minimum capital (% of income per capita)	4.6	Credit registry coverage (% of adults)	0.0	Cost to export	
				Documentary compliance (US\$)	0
Dealing with construction permits (rank)	22	Protecting minority investors (rank)	15	Border compliance (US\$)	125
Score for dealing with construction permits (0–100)	78.86	Score for protecting minority investors (0–100)	75.00	Time to import	
Procedures (number)	11	Extent of disclosure index (0–10)	7	Documentary compliance (hours)	2
Time (days)	110.5	Extent of director liability index (0–10)	5	Border compliance (hours)	2
Cost (% of warehouse value)	0.6	Ease of shareholder suits index (0–10)	8	Cost to import	
Building quality control index (0–15)	10.0	Extent of shareholder rights index (0–10)	7	Documentary compliance (US\$)	0
		Extent of ownership and control index (0–10)	8	Border compliance (US\$)	125
		Extent of corporate transparency index (0–10)	10		
Getting electricity (rank)	19	Paying taxes (rank)	30	Enforcing contracts (rank)	3
Score for getting electricity (0–100)	90.58	Score for paying taxes (0–100)	84.84	Score for enforcing contracts (0–100)	81.27
Procedures (number)	4	Payments (number per year)	5	Time (days)	400
Time (days)	66	Time (hours per year)	79	Cost (% of claim value)	9.9
Cost (% of income per capita)	11.0	Total tax and contribution rate (% of profit)	37.0	Quality of judicial processes index (0–18)	14.0
Reliability of supply and transparency of tariffs index (0–8)	8	Postfiling index (0–100)	62.65		
Registering property (rank)	13			Resolving insolvency (rank)	5
Score for registering property (0–100)	87.26			Score for resolving insolvency (0–100)	85.44
Procedures (number)	1			Time (years)	0.9
Time (days)	3			Cost (% of estate)	1.0
Cost (% of property value)	2.5			Recovery rate (cents on the dollar)	92.0
Quality of land administration index (0–30)	20.0			Strength of insolvency framework index (0–16)	11.5
OMAN		Middle East & North Africa		GNI per capita (US\$)	
Ease of doing business rank (1–190)	78	Ease of doing business score (0–100)	67.19	Population	4,636,262
Starting a business (rank)	37	Getting credit (rank)	134	Trading across borders (rank)	72
Score for starting a business (0–100)	92.89	Score for getting credit (0–100)	35.00	Score for trading across borders (0–100)	79.39
Procedures (number)	4.5	Strength of legal rights index (0–12)	1	Time to export	
Time (days)	6.5	Depth of credit information index (0–8)	6	Documentary compliance (hours)	7
Cost (% of income per capita)	3.7	Credit bureau coverage (% of adults)	0.0	Border compliance (hours)	52
Minimum capital (% of income per capita)	0.0	Credit registry coverage (% of adults)	26.9	Cost to export	
				Documentary compliance (US\$)	107
Dealing with construction permits (rank)	66	Protecting minority investors (rank)	125	Border compliance (US\$)	261
Score for dealing with construction permits (0–100)	72.05	Score for protecting minority investors (0–100)	46.67	Time to import	
Procedures (number)	14	Extent of disclosure index (0–10)	8	Documentary compliance (hours)	7
Time (days)	172	Extent of director liability index (0–10)	5	Border compliance (hours)	70
Cost (% of warehouse value)	1.4	Ease of shareholder suits index (0–10)	3	Cost to import	
Building quality control index (0–15)	11.0	Extent of shareholder rights index (0–10)	4	Documentary compliance (US\$)	124
		Extent of ownership and control index (0–10)	4	Border compliance (US\$)	394
		Extent of corporate transparency index (0–10)	4		
Getting electricity (rank)	66	✗ Paying taxes (rank)	12	Enforcing contracts (rank)	73
Score for getting electricity (0–100)	79.34	Score for paying taxes (0–100)	90.16	Score for enforcing contracts (0–100)	60.02
Procedures (number)	6	Payments (number per year)	15	Time (days)	598
Time (days)	62	Time (hours per year)	68	Cost (% of claim value)	15.1
Cost (% of income per capita)	81.5	Total tax and contribution rate (% of profit)	27.4	Quality of judicial processes index (0–18)	6.5
Reliability of supply and transparency of tariffs index (0–8)	7	Postfiling index (0–100)	85.32		
Registering property (rank)	52			Resolving insolvency (rank)	100
Score for registering property (0–100)	74.03			Score for resolving insolvency (0–100)	42.34
Procedures (number)	2			Time (years)	4.0
Time (days)	16			Cost (% of estate)	3.5
Cost (% of property value)	5.0			Recovery rate (cents on the dollar)	38.0
Quality of land administration index (0–30)	13.5			Strength of insolvency framework index (0–16)	7.0
PAKISTAN		South Asia		GNI per capita (US\$)	
Ease of doing business rank (1–190)	136	Ease of doing business score (0–100)	55.31	Population	197,015,955
✓ Starting a business (rank)	130	Getting credit (rank)	112	Trading across borders (rank)	142
Score for starting a business (0–100)	81.89	Score for getting credit (0–100)	45.00	Score for trading across borders (0–100)	60.12
Procedures (number)	10	Strength of legal rights index (0–12)	2	Time to export	
Time (days)	16.5	Depth of credit information index (0–8)	7	Documentary compliance (hours)	55
Cost (% of income per capita)	6.8	Credit bureau coverage (% of adults)	7.2	Border compliance (hours)	75
Minimum capital (% of income per capita)	0.0	Credit registry coverage (% of adults)	10.7	Cost to export	
				Documentary compliance (US\$)	118
Dealing with construction permits (rank)	166	Protecting minority investors (rank)	26	Border compliance (US\$)	356
Score for dealing with construction permits (0–100)	53.59	Score for protecting minority investors (0–100)	71.67	Time to import	
Procedures (number)	18.7	Extent of disclosure index (0–10)	6	Documentary compliance (hours)	143
Time (days)	262.8	Extent of director liability index (0–10)	7	Border compliance (hours)	120
Cost (% of warehouse value)	9.0	Ease of shareholder suits index (0–10)	6	Cost to import	
Building quality control index (0–15)	12.3	Extent of shareholder rights index (0–10)	8	Documentary compliance (US\$)	250
		Extent of ownership and control index (0–10)	9	Border compliance (US\$)	475.7
		Extent of corporate transparency index (0–10)	7		
Getting electricity (rank)	167	Paying taxes (rank)	173	Enforcing contracts (rank)	156
Score for getting electricity (0–100)	44.75	Score for paying taxes (0–100)	47.05	Score for enforcing contracts (0–100)	43.49
Procedures (number)	5.4	Payments (number per year)	47	Time (days)	1,071.2
Time (days)	161.2	Time (hours per year)	293.5	Cost (% of claim value)	20.5
Cost (% of income per capita)	1,585.3	Total tax and contribution rate (% of profit)	34.1	Quality of judicial processes index (0–18)	5.7
Reliability of supply and transparency of tariffs index (0–8)	0	Postfiling index (0–100)	10.49		
✓ Registering property (rank)	161			✓ Resolving insolvency (rank)	53
Score for registering property (0–100)	45.63			Score for resolving insolvency (0–100)	59.86
Procedures (number)	7.3			Time (years)	2.6
Time (days)	144.1			Cost (% of estate)	4.0
Cost (% of property value)	4.2			Recovery rate (cents on the dollar)	44.5
Quality of land administration index (0–30)	9.5			Strength of insolvency framework index (0–16)	11.5

Note: Most indicator sets refer to a case scenario in the largest business city of an economy, though for 11 economies the data are a population-weighted average for the two largest business cities. For some indicators a result of "no practice" may be recorded for an economy; see the data notes for more details. In starting a business, procedures (number), time (days) and cost (% of income per capita) are calculated as the average of both men and women. For the postfiling index, a result of "not applicable" may be recorded for an economy.

✓ Reform making it easier to do business ✗ Change making it more difficult to do business

PALAU		East Asia & Pacific		GNI per capita (US\$)	
Ease of doing business rank (1–190)	133	Ease of doing business score (0–100)	55.59	Population	21,729
Starting a business (rank)	129	Getting credit (rank)	99	Trading across borders (rank)	137
Score for starting a business (0–100)	81.95	Score for getting credit (0–100)	50.00	Score for trading across borders (0–100)	60.98
Procedures (number)	8	Strength of legal rights index (0–12)	10	Time to export	
Time (days)	28	Depth of credit information index (0–8)	0	Documentary compliance (hours)	72
Cost (% of income per capita)	2.9	Credit bureau coverage (% of adults)	0.0	Border compliance (hours)	102
Minimum capital (% of income per capita)	7.8	Credit registry coverage (% of adults)	0.0	Cost to export	
				Documentary compliance (US\$)	100
Dealing with construction permits (rank)	95	Protecting minority investors (rank)	180	Border compliance (US\$)	505
Score for dealing with construction permits (0–100)	68.38	Score for protecting minority investors (0–100)	26.67	Time to import	
Procedures (number)	19	Extent of disclosure index (0–10)	0	Documentary compliance (hours)	96
Time (days)	72	Extent of director liability index (0–10)	0	Border compliance (hours)	84
Cost (% of warehouse value)	0.8	Ease of shareholder suits index (0–10)	7	Cost to import	
Building quality control index (0–15)	7.0	Extent of shareholder rights index (0–10)	5	Documentary compliance (US\$)	100
		Extent of ownership and control index (0–10)	2	Border compliance (US\$)	605
		Extent of corporate transparency index (0–10)	2		
Getting electricity (rank)	149	Paying taxes (rank)	106	Enforcing contracts (rank)	126
Score for getting electricity (0–100)	54.83	Score for paying taxes (0–100)	69.04	Score for enforcing contracts (0–100)	52.21
Procedures (number)	5	Payments (number per year)	11	Time (days)	810
Time (days)	125	Time (hours per year)	52	Cost (% of claim value)	35.3
Cost (% of income per capita)	66.5	Total tax and contribution rate (% of profit)	75.8	Quality of judicial processes index (0–18)	9.5
Reliability of supply and transparency of tariffs index (0–8)	0	Postfiling index (0–100)	not applicable		
Registering property (rank)	43			Resolving insolvency (rank)	166
Score for registering property (0–100)	75.16			Score for resolving insolvency (0–100)	16.68
Procedures (number)	5			Time (years)	2.0
Time (days)	14			Cost (% of estate)	22.5
Cost (% of property value)	0.2			Recovery rate (cents on the dollar)	31.0
Quality of land administration index (0–30)	12.5			Strength of insolvency framework index (0–16)	0.0
PANAMA		Latin America & Caribbean		GNI per capita (US\$)	
Ease of doing business rank (1–190)	79	Ease of doing business score (0–100)	66.12	Population	4,098,587
Starting a business (rank)	48	Getting credit (rank)	22	Trading across borders (rank)	57
Score for starting a business (0–100)	92.07	Score for getting credit (0–100)	80.00	Score for trading across borders (0–100)	85.47
Procedures (number)	5	Strength of legal rights index (0–12)	8	Time to export	
Time (days)	6	Depth of credit information index (0–8)	8	Documentary compliance (hours)	6
Cost (% of income per capita)	5.4	Credit bureau coverage (% of adults)	73.7	Border compliance (hours)	24
Minimum capital (% of income per capita)	0.0	Credit registry coverage (% of adults)	0.0	Cost to export	
				Documentary compliance (US\$)	60
Dealing with construction permits (rank)	108	Protecting minority investors (rank)	99	Border compliance (US\$)	270
Score for dealing with construction permits (0–100)	66.76	Score for protecting minority investors (0–100)	51.67	Time to import	
Procedures (number)	18	Extent of disclosure index (0–10)	4	Documentary compliance (hours)	6
Time (days)	105	Extent of director liability index (0–10)	4	Border compliance (hours)	24
Cost (% of warehouse value)	3.6	Ease of shareholder suits index (0–10)	8	Cost to import	
Building quality control index (0–15)	9.0	Extent of shareholder rights index (0–10)	8	Documentary compliance (US\$)	50
		Extent of ownership and control index (0–10)	1	Border compliance (US\$)	490
		Extent of corporate transparency index (0–10)	6		
Getting electricity (rank)	30	✓ Paying taxes (rank)	174	Enforcing contracts (rank)	147
Score for getting electricity (0–100)	86.65	Score for paying taxes (0–100)	46.68	Score for enforcing contracts (0–100)	47.11
Procedures (number)	5	Payments (number per year)	36	Time (days)	790
Time (days)	35	Time (hours per year)	408	Cost (% of claim value)	38.0
Cost (% of income per capita)	15.7	Total tax and contribution rate (% of profit)	37.2	Quality of judicial processes index (0–18)	7.0
Reliability of supply and transparency of tariffs index (0–8)	7	Postfiling index (0–100)	12.84		
Registering property (rank)	81			Resolving insolvency (rank)	113
Score for registering property (0–100)	65.18			Score for resolving insolvency (0–100)	39.59
Procedures (number)	7			Time (years)	2.5
Time (days)	22.5			Cost (% of estate)	25.0
Cost (% of property value)	2.4			Recovery rate (cents on the dollar)	27.1
Quality of land administration index (0–30)	11.0			Strength of insolvency framework index (0–16)	8.0
PAPUA NEW GUINEA		East Asia & Pacific		GNI per capita (US\$)	
Ease of doing business rank (1–190)	108	Ease of doing business score (0–100)	60.12	Population	8,251,162
Starting a business (rank)	143	Getting credit (rank)	44	Trading across borders (rank)	140
Score for starting a business (0–100)	79.91	Score for getting credit (0–100)	70.00	Score for trading across borders (0–100)	60.47
Procedures (number)	6	Strength of legal rights index (0–12)	9	Time to export	
Time (days)	41	Depth of credit information index (0–8)	5	Documentary compliance (hours)	96
Cost (% of income per capita)	20.5	Credit bureau coverage (% of adults)	7.0	Border compliance (hours)	42
Minimum capital (% of income per capita)	0.0	Credit registry coverage (% of adults)	0.0	Cost to export	
				Documentary compliance (US\$)	75
Dealing with construction permits (rank)	124	✓ Protecting minority investors (rank)	89	Border compliance (US\$)	660
Score for dealing with construction permits (0–100)	64.41	Score for protecting minority investors (0–100)	55.00	Time to import	
Procedures (number)	17	Extent of disclosure index (0–10)	5	Documentary compliance (hours)	120
Time (days)	217	Extent of director liability index (0–10)	5	Border compliance (hours)	72
Cost (% of warehouse value)	1.2	Ease of shareholder suits index (0–10)	9	Cost to import	
Building quality control index (0–15)	10.0	Extent of shareholder rights index (0–10)	8	Documentary compliance (US\$)	85
		Extent of ownership and control index (0–10)	2	Border compliance (US\$)	790
		Extent of corporate transparency index (0–10)	4		
✓ Getting electricity (rank)	72	✗ Paying taxes (rank)	111	Enforcing contracts (rank)	173
Score for getting electricity (0–100)	78.03	Score for paying taxes (0–100)	68.70	Score for enforcing contracts (0–100)	36.21
Procedures (number)	4	Payments (number per year)	39	Time (days)	591
Time (days)	66	Time (hours per year)	203	Cost (% of claim value)	110.3
Cost (% of income per capita)	27.6	Total tax and contribution rate (% of profit)	39.3	Quality of judicial processes index (0–18)	8.5
Reliability of supply and transparency of tariffs index (0–8)	4	Postfiling index (0–100)	77.35		
✓ Registering property (rank)	121			Resolving insolvency (rank)	142
Score for registering property (0–100)	56.21			Score for resolving insolvency (0–100)	32.28
Procedures (number)	4			Time (years)	3.0
Time (days)	72			Cost (% of estate)	23.0
Cost (% of property value)	5.2			Recovery rate (cents on the dollar)	25.1
Quality of land administration index (0–30)	5.5			Strength of insolvency framework index (0–16)	6.0

Note: Most indicator sets refer to a case scenario in the largest business city of an economy, though for 11 economies the data are a population-weighted average for the two largest business cities. For some indicators a result of “no practice” may be recorded for an economy; see the data notes for more details. In starting a business, procedures (number), time (days) and cost (% of income per capita) are calculated as the average of both men and women. For the postfiling index, a result of “not applicable” may be recorded for an economy.

✓ Reform making it easier to do business ✗ Change making it more difficult to do business

PARAGUAY		Latin America & Caribbean		GNI per capita (US\$)	
Ease of doing business rank (1–190)	113	Ease of doing business score (0–100)	59.40	Population	6,811,297
Starting a business (rank)	151	Getting credit (rank)	124	✓ Trading across borders (rank)	127
Score for starting a business (0–100)	77.47	Score for getting credit (0–100)	40.00	Score for trading across borders (0–100)	65.10
Procedures (number)	7	Strength of legal rights index (0–12)	1	Time to export	
Time (days)	35	Depth of credit information index (0–8)	7	Documentary compliance (hours)	24
Cost (% of income per capita)	40.3	Credit bureau coverage (% of adults)	24.5	Border compliance (hours)	120
Minimum capital (% of income per capita)	0.0	Credit registry coverage (% of adults)	24.4	Cost to export	
				Documentary compliance (US\$)	120
Dealing with construction permits (rank)	79	Protecting minority investors (rank)	140	Border compliance (US\$)	815
Score for dealing with construction permits (0–100)	70.51	Score for protecting minority investors (0–100)	41.67	Time to import	
Procedures (number)	14	Extent of disclosure index (0–10)	6	Documentary compliance (hours)	36
Time (days)	121	Extent of director liability index (0–10)	5	Border compliance (hours)	24
Cost (% of warehouse value)	1.6	Ease of shareholder suits index (0–10)	6	Cost to import	
Building quality control index (0–15)	8.0	Extent of shareholder rights index (0–10)	3	Documentary compliance (US\$)	135
✓ Getting electricity (rank)	101	Extent of ownership and control index (0–10)	3	Border compliance (US\$)	500
Score for getting electricity (0–100)	70.20	Extent of corporate transparency index (0–10)	2		
Procedures (number)	5	Paying taxes (rank)	127	Enforcing contracts (rank)	91
Time (days)	67	Score for getting credit (0–100)	63.73	Score for enforcing contracts (0–100)	57.92
Cost (% of income per capita)	165.5	Payments (number per year)	20	Time (days)	606
Reliability of supply and transparency of tariffs index (0–8)	3	Time (hours per year)	378	Cost (% of claim value)	30.0
		Total tax and contribution rate (% of profit)	35.0	Quality of judicial processes index (0–18)	8.5
Registering property (rank)	74	Postfiling index (0–100)	46.56	Resolving insolvency (rank)	103
Score for registering property (0–100)	66.12			Score for resolving insolvency (0–100)	41.31
Procedures (number)	6			Time (years)	3.9
Time (days)	46			Cost (% of estate)	9.0
Cost (% of property value)	1.8			Recovery rate (cents on the dollar)	21.6
Quality of land administration index (0–30)	12.0			Strength of insolvency framework index (0–16)	9.5
PERU		Latin America & Caribbean		GNI per capita (US\$)	
Ease of doing business rank (1–190)	68	Ease of doing business score (0–100)	68.83	Population	32,165,485
✓ Starting a business (rank)	125	Getting credit (rank)	32	Trading across borders (rank)	110
Score for starting a business (0–100)	82.44	Score for getting credit (0–100)	75.00	Score for trading across borders (0–100)	68.22
Procedures (number)	8	Strength of legal rights index (0–12)	7	Time to export	
Time (days)	24.5	Depth of credit information index (0–8)	8	Documentary compliance (hours)	48
Cost (% of income per capita)	9.9	Credit bureau coverage (% of adults)	100.0	Border compliance (hours)	48
Minimum capital (% of income per capita)	0.0	Credit registry coverage (% of adults)	38.2	Cost to export	
				Documentary compliance (US\$)	50
✓ Dealing with construction permits (rank)	54	Protecting minority investors (rank)	51	Border compliance (US\$)	630
Score for dealing with construction permits (0–100)	73.58	Score for protecting minority investors (0–100)	63.33	Time to import	
Procedures (number)	15	Extent of disclosure index (0–10)	9	Documentary compliance (hours)	72
Time (days)	187	Extent of director liability index (0–10)	6	Border compliance (hours)	72
Cost (% of warehouse value)	1.2	Ease of shareholder suits index (0–10)	6	Cost to import	
Building quality control index (0–15)	13.0	Extent of shareholder rights index (0–10)	8	Documentary compliance (US\$)	80
		Extent of ownership and control index (0–10)	3	Border compliance (US\$)	700
		Extent of corporate transparency index (0–10)	6		
Getting electricity (rank)	67	Paying taxes (rank)	120	Enforcing contracts (rank)	70
Score for getting electricity (0–100)	79.02	Score for getting credit (0–100)	65.37	Score for enforcing contracts (0–100)	60.70
Procedures (number)	5	Payments (number per year)	9	Time (days)	426
Time (days)	67	Time (hours per year)	260	Cost (% of claim value)	35.7
Cost (% of income per capita)	348.4	Total tax and contribution rate (% of profit)	36.8	Quality of judicial processes index (0–18)	8.5
Reliability of supply and transparency of tariffs index (0–8)	6	Postfiling index (0–100)	19.24	Resolving insolvency (rank)	88
Registering property (rank)	45			Score for resolving insolvency (0–100)	45.72
Score for registering property (0–100)	74.89			Time (years)	3.1
Procedures (number)	5			Cost (% of estate)	7.0
Time (days)	7.5			Recovery rate (cents on the dollar)	29.8
Cost (% of property value)	3.3			Strength of insolvency framework index (0–16)	9.5
Quality of land administration index (0–30)	17.5				
PHILIPPINES		East Asia & Pacific		GNI per capita (US\$)	
Ease of doing business rank (1–190)	124	Ease of doing business score (0–100)	57.68	Population	104,918,090
✓ Starting a business (rank)	166	Getting credit (rank)	184	✗ Trading across borders (rank)	104
Score for starting a business (0–100)	71.97	Score for getting credit (0–100)	5.00	Score for trading across borders (0–100)	69.90
Procedures (number)	13	Strength of legal rights index (0–12)	1	Time to export	
Time (days)	31	Depth of credit information index (0–8)	0	Documentary compliance (hours)	36
Cost (% of income per capita)	20.3	Credit bureau coverage (% of adults)	2.7	Border compliance (hours)	42
Minimum capital (% of income per capita)	2.8	Credit registry coverage (% of adults)	0.0	Cost to export	
				Documentary compliance (US\$)	53
✓ Dealing with construction permits (rank)	94	✓ Protecting minority investors (rank)	132	Border compliance (US\$)	456
Score for dealing with construction permits (0–100)	68.58	Score for protecting minority investors (0–100)	43.33	Time to import	
Procedures (number)	23	Extent of disclosure index (0–10)	2	Documentary compliance (hours)	96
Time (days)	122	Extent of director liability index (0–10)	3	Border compliance (hours)	120
Cost (% of warehouse value)	2.5	Ease of shareholder suits index (0–10)	7	Cost to import	
Building quality control index (0–15)	13.0	Extent of shareholder rights index (0–10)	1	Documentary compliance (US\$)	50
		Extent of ownership and control index (0–10)	6	Border compliance (US\$)	580
		Extent of corporate transparency index (0–10)	7		
Getting electricity (rank)	29	Paying taxes (rank)	94	Enforcing contracts (rank)	151
Score for getting electricity (0–100)	87.45	Score for getting credit (0–100)	71.80	Score for enforcing contracts (0–100)	45.96
Procedures (number)	4	Payments (number per year)	14	Time (days)	962
Time (days)	37	Time (hours per year)	181	Cost (% of claim value)	31.0
Cost (% of income per capita)	21.7	Total tax and contribution rate (% of profit)	42.9	Quality of judicial processes index (0–18)	7.5
Reliability of supply and transparency of tariffs index (0–8)	6	Postfiling index (0–100)	50.00	Resolving insolvency (rank)	63
Registering property (rank)	116			Score for resolving insolvency (0–100)	55.22
Score for registering property (0–100)	57.56			Time (years)	2.7
Procedures (number)	9			Cost (% of estate)	32.0
Time (days)	35			Recovery rate (cents on the dollar)	21.3
Cost (% of property value)	4.3			Strength of insolvency framework index (0–16)	14.0
Quality of land administration index (0–30)	12.5				

Note: Most indicator sets refer to a case scenario in the largest business city of an economy, though for 11 economies the data are a population-weighted average for the two largest business cities. For some indicators a result of “no practice” may be recorded for an economy; see the data notes for more details. In starting a business, procedures (number), time (days) and cost (% of income per capita) are calculated as the average of both men and women. For the postfiling index, a result of “not applicable” may be recorded for an economy.

✓ Reform making it easier to do business ✗ Change making it more difficult to do business

POLAND		OECD high income		GNI per capita (US\$)	
Ease of doing business rank (1–190)	33	Ease of doing business score (0–100)	76.95	Population	37,975,841
Starting a business (rank)	121	Getting credit (rank)	32	Trading across borders (rank)	1
Score for starting a business (0–100)	82.85	Score for getting credit (0–100)	75.00	Score for trading across borders (0–100)	100.00
Procedures (number)	5	Strength of legal rights index (0–12)	7	Time to export	
Time (days)	37	Depth of credit information index (0–8)	8	Documentary compliance (hours)	1
Cost (% of income per capita)	11.8	Credit bureau coverage (% of adults)	98.1	Border compliance (hours)	0
Minimum capital (% of income per capita)	10.0	Credit registry coverage (% of adults)	0.0	Cost to export	
				Documentary compliance (US\$)	0
Dealing with construction permits (rank)	40	Protecting minority investors (rank)	57	Border compliance (US\$)	0
Score for dealing with construction permits (0–100)	75.18	Score for protecting minority investors (0–100)	61.67	Time to import	
Procedures (number)	12	Extent of disclosure index (0–10)	7	Documentary compliance (hours)	1
Time (days)	153	Extent of director liability index (0–10)	2	Border compliance (hours)	0
Cost (% of warehouse value)	0.3	Ease of shareholder suits index (0–10)	9	Cost to import	
Building quality control index (0–15)	10.0	Extent of shareholder rights index (0–10)	6	Documentary compliance (US\$)	0
		Extent of ownership and control index (0–10)	5	Border compliance (US\$)	0
		Extent of corporate transparency index (0–10)	8		
Getting electricity (rank)	58			✓ Enforcing contracts (rank)	53
Score for getting electricity (0–100)	81.35	✗ Paying taxes (rank)	69	Score for enforcing contracts (0–100)	64.36
Procedures (number)	4	Score for paying taxes (0–100)	76.49	Time (days)	685
Time (days)	122	Payments (number per year)	7	Cost (% of claim value)	19.4
Cost (% of income per capita)	17.3	Time (hours per year)	334	Quality of judicial processes index (0–18)	11.0
Reliability of supply and transparency of tariffs index (0–8)	7	Total tax and contribution rate (% of profit)	40.7		
		Postfiling index (0–100)	77.36	Resolving insolvency (rank)	25
Registering property (rank)	41			Score for resolving insolvency (0–100)	76.48
Score for registering property (0–100)	76.09			Time (years)	3.0
Procedures (number)	6			Cost (% of estate)	15.0
Time (days)	33			Recovery rate (cents on the dollar)	60.8
Cost (% of property value)	0.3			Strength of insolvency framework index (0–16)	14.0
Quality of land administration index (0–30)	19.0				
PORTUGAL		OECD high income		GNI per capita (US\$)	
Ease of doing business rank (1–190)	34	Ease of doing business score (0–100)	76.55	Population	10,293,718
Starting a business (rank)	57	Getting credit (rank)	112	Trading across borders (rank)	1
Score for starting a business (0–100)	90.89	Score for getting credit (0–100)	45.00	Score for trading across borders (0–100)	100.00
Procedures (number)	6	Strength of legal rights index (0–12)	2	Time to export	
Time (days)	6.5	Depth of credit information index (0–8)	7	Documentary compliance (hours)	1
Cost (% of income per capita)	2.0	Credit bureau coverage (% of adults)	7.9	Border compliance (hours)	0
Minimum capital (% of income per capita)	0.0	Credit registry coverage (% of adults)	100.0	Cost to export	
				Documentary compliance (US\$)	0
Dealing with construction permits (rank)	60	Protecting minority investors (rank)	64	Border compliance (US\$)	0
Score for dealing with construction permits (0–100)	73.17	Score for protecting minority investors (0–100)	60.00	Time to import	
Procedures (number)	14	Extent of disclosure index (0–10)	6	Documentary compliance (hours)	1
Time (days)	160	Extent of director liability index (0–10)	5	Border compliance (hours)	0
Cost (% of warehouse value)	1.2	Ease of shareholder suits index (0–10)	7	Cost to import	
Building quality control index (0–15)	11.0	Extent of shareholder rights index (0–10)	4	Documentary compliance (US\$)	0
		Extent of ownership and control index (0–10)	6	Border compliance (US\$)	0
		Extent of corporate transparency index (0–10)	8		
Getting electricity (rank)	32	Paying taxes (rank)	39	Enforcing contracts (rank)	35
Score for getting electricity (0–100)	86.45	Score for paying taxes (0–100)	83.75	Score for enforcing contracts (0–100)	67.91
Procedures (number)	5	Payments (number per year)	8	Time (days)	755
Time (days)	65	Time (hours per year)	243	Cost (% of claim value)	17.2
Cost (% of income per capita)	34.5	Total tax and contribution rate (% of profit)	39.8	Quality of judicial processes index (0–18)	13.5
Reliability of supply and transparency of tariffs index (0–8)	8	Postfiling index (0–100)	92.71		
✗ Registering property (rank)	36			Resolving insolvency (rank)	16
Score for registering property (0–100)	78.36			Score for resolving insolvency (0–100)	80.01
Procedures (number)	1			Time (years)	3.0
Time (days)	10			Cost (% of estate)	9.0
Cost (% of property value)	7.3			Recovery rate (cents on the dollar)	64.5
Quality of land administration index (0–30)	20.0			Strength of insolvency framework index (0–16)	14.5
PUERTO RICO (U.S.)		Latin America & Caribbean		GNI per capita (US\$)	
Ease of doing business rank (1–190)	64	Ease of doing business score (0–100)	69.46	Population	3,337,177
Starting a business (rank)	53	Getting credit (rank)	3	Trading across borders (rank)	67
Score for starting a business (0–100)	91.23	Score for getting credit (0–100)	95.00	Score for trading across borders (0–100)	81.86
Procedures (number)	6	Strength of legal rights index (0–12)	12	Time to export	
Time (days)	5.5	Depth of credit information index (0–8)	7	Documentary compliance (hours)	2
Cost (% of income per capita)	1.3	Credit bureau coverage (% of adults)	100.0	Border compliance (hours)	48
Minimum capital (% of income per capita)	0.0	Credit registry coverage (% of adults)	0.0	Cost to export	
				Documentary compliance (US\$)	75
Dealing with construction permits (rank)	141	Protecting minority investors (rank)	110	Border compliance (US\$)	386
Score for dealing with construction permits (0–100)	59.38	Score for protecting minority investors (0–100)	50.00	Time to import	
Procedures (number)	22	Extent of disclosure index (0–10)	7	Documentary compliance (hours)	2
Time (days)	165	Extent of director liability index (0–10)	6	Border compliance (hours)	48
Cost (% of warehouse value)	6.9	Ease of shareholder suits index (0–10)	8	Cost to import	
Building quality control index (0–15)	12.0	Extent of shareholder rights index (0–10)	1	Documentary compliance (US\$)	75
		Extent of ownership and control index (0–10)	2	Border compliance (US\$)	386
		Extent of corporate transparency index (0–10)	6		
Getting electricity (rank)	88	Paying taxes (rank)	162	✓ Enforcing contracts (rank)	63
Score for getting electricity (0–100)	73.43	Score for paying taxes (0–100)	52.42	Score for enforcing contracts (0–100)	61.82
Procedures (number)	5	Payments (number per year)	16	Time (days)	630
Time (days)	32	Time (hours per year)	218	Cost (% of claim value)	30.2
Cost (% of income per capita)	351.9	Total tax and contribution rate (% of profit)	63.4	Quality of judicial processes index (0–18)	11.0
Reliability of supply and transparency of tariffs index (0–8)	3	Postfiling index (0–100)	13.76		
				Resolving insolvency (rank)	10
Registering property (rank)	159			Score for resolving insolvency (0–100)	83.32
Score for registering property (0–100)	46.14			Time (years)	2.5
Procedures (number)	8			Cost (% of estate)	11.0
Time (days)	191			Recovery rate (cents on the dollar)	67.7
Cost (% of property value)	1.7			Strength of insolvency framework index (0–16)	15.0
Quality of land administration index (0–30)	13.5				

Note: Most indicator sets refer to a case scenario in the largest business city of an economy, though for 11 economies the data are a population-weighted average for the two largest business cities. For some indicators a result of “no practice” may be recorded for an economy; see the data notes for more details. In starting a business, procedures (number), time (days) and cost (% of income per capita) are calculated as the average of both men and women. For the postfiling index, a result of “not applicable” may be recorded for an economy.

✓ Reform making it easier to do business ✗ Change making it more difficult to do business

QATAR		Middle East & North Africa		GNI per capita (US\$)	
Ease of doing business rank (1–190)	83	Ease of doing business score (0–100)	65.89	Population	2,639,211
✓ Starting a business (rank)	84	✓ Getting credit (rank)	124	Trading across borders (rank)	97
Score for starting a business (0–100)	87.67	Score for getting credit (0–100)	40.00	Score for trading across borders (0–100)	71.51
Procedures (number)	7.5	Strength of legal rights index (0–12)	1	Time to export	
Time (days)	8	Depth of credit information index (0–8)	7	Documentary compliance (hours)	10
Cost (% of income per capita)	7.1	Credit bureau coverage (% of adults)	0.0	Border compliance (hours)	25
Minimum capital (% of income per capita)	0.0	Credit registry coverage (% of adults)	28.2	Cost to export	
				Documentary compliance (US\$)	150
Dealing with construction permits (rank)	20	Protecting minority investors (rank)	178	Border compliance (US\$)	382
Score for dealing with construction permits (0–100)	79.16	Score for protecting minority investors (0–100)	28.33	Time to import	
Procedures (number)	16	Extent of disclosure index (0–10)	2	Documentary compliance (hours)	72
Time (days)	58	Extent of director liability index (0–10)	2	Border compliance (hours)	48
Cost (% of warehouse value)	2.0	Ease of shareholder suits index (0–10)	2	Cost to import	
Building quality control index (0–15)	12.0	Extent of shareholder rights index (0–10)	4	Documentary compliance (US\$)	290
		Extent of ownership and control index (0–10)	2	Border compliance (US\$)	558
		Extent of corporate transparency index (0–10)	5		
Getting electricity (rank)	69	Paying taxes (rank)	2	Enforcing contracts (rank)	122
Score for getting electricity (0–100)	78.59	Score for paying taxes (0–100)	99.44	Score for enforcing contracts (0–100)	52.79
Procedures (number)	4	Payments (number per year)	4	Time (days)	570
Time (days)	90	Time (hours per year)	41	Cost (% of claim value)	21.6
Cost (% of income per capita)	12.5	Total tax and contribution rate (% of profit)	11.3	Quality of judicial processes index (0–18)	3.5
Reliability of supply and transparency of tariffs index (0–8)	5	Postfiling index (0–100)	not applicable		
Registering property (rank)	20			Resolving insolvency (rank)	120
Score for registering property (0–100)	83.27			Score for resolving insolvency (0–100)	38.12
Procedures (number)	6			Time (years)	2.8
Time (days)	12			Cost (% of estate)	22.0
Cost (% of property value)	0.3			Recovery rate (cents on the dollar)	30.2
Quality of land administration index (0–30)	24.5			Strength of insolvency framework index (0–16)	7.0
ROMANIA		Europe & Central Asia		GNI per capita (US\$)	
Ease of doing business rank (1–190)	52	Ease of doing business score (0–100)	72.30	Population	19,586,539
✗ Starting a business (rank)	111	Getting credit (rank)	22	Trading across borders (rank)	1
Score for starting a business (0–100)	83.90	Score for getting credit (0–100)	80.00	Score for trading across borders (0–100)	100.00
Procedures (number)	6	Strength of legal rights index (0–12)	9	Time to export	
Time (days)	35	Depth of credit information index (0–8)	7	Documentary compliance (hours)	1
Cost (% of income per capita)	0.4	Credit bureau coverage (% of adults)	55.7	Border compliance (hours)	0
Minimum capital (% of income per capita)	0.5	Credit registry coverage (% of adults)	18.3	Cost to export	
				Documentary compliance (US\$)	0
Dealing with construction permits (rank)	146	Protecting minority investors (rank)	64	Border compliance (US\$)	0
Score for dealing with construction permits (0–100)	58.20	Score for protecting minority investors (0–100)	60.00	Time to import	
Procedures (number)	24	Extent of disclosure index (0–10)	9	Documentary compliance (hours)	1
Time (days)	260	Extent of director liability index (0–10)	4	Border compliance (hours)	0
Cost (% of warehouse value)	2.1	Ease of shareholder suits index (0–10)	5	Cost to import	
Building quality control index (0–15)	13.0	Extent of shareholder rights index (0–10)	6	Documentary compliance (US\$)	0
		Extent of ownership and control index (0–10)	5	Border compliance (US\$)	0
		Extent of corporate transparency index (0–10)	7		
Getting electricity (rank)	154	Paying taxes (rank)	49	Enforcing contracts (rank)	17
Score for getting electricity (0–100)	53.53	Score for paying taxes (0–100)	80.30	Score for enforcing contracts (0–100)	72.25
Procedures (number)	9	Payments (number per year)	14	Time (days)	512
Time (days)	174	Time (hours per year)	163	Cost (% of claim value)	25.8
Cost (% of income per capita)	449.7	Total tax and contribution rate (% of profit)	40.0	Quality of judicial processes index (0–18)	14.0
Reliability of supply and transparency of tariffs index (0–8)	7	Postfiling index (0–100)	76.82		
Registering property (rank)	44			Resolving insolvency (rank)	52
Score for registering property (0–100)	74.96			Score for resolving insolvency (0–100)	59.87
Procedures (number)	6			Time (years)	3.3
Time (days)	14.5			Cost (% of estate)	10.5
Cost (% of property value)	1.3			Recovery rate (cents on the dollar)	35.8
Quality of land administration index (0–30)	17.0			Strength of insolvency framework index (0–16)	13.0
RUSSIAN FEDERATION		Europe & Central Asia		GNI per capita (US\$)	
Ease of doing business rank (1–190)	31	Ease of doing business score (0–100)	77.37	Population	144,495,044
Starting a business (rank)	32	Getting credit (rank)	22	✓ Trading across borders (rank)	99
Score for starting a business (0–100)	93.04	Score for getting credit (0–100)	80.00	Score for trading across borders (0–100)	71.06
Procedures (number)	4	Strength of legal rights index (0–12)	9	Time to export	
Time (days)	10.1	Depth of credit information index (0–8)	7	Documentary compliance (hours)	25.4
Cost (% of income per capita)	1.1	Credit bureau coverage (% of adults)	88.0	Border compliance (hours)	66
Minimum capital (% of income per capita)	0.0	Credit registry coverage (% of adults)	0.0	Cost to export	
				Documentary compliance (US\$)	92
✓ Dealing with construction permits (rank)	48	Protecting minority investors (rank)	57	Border compliance (US\$)	580
Score for dealing with construction permits (0–100)	74.61	Score for protecting minority investors (0–100)	61.67	Time to import	
Procedures (number)	15.1	Extent of disclosure index (0–10)	6	Documentary compliance (hours)	42.5
Time (days)	193.8	Extent of director liability index (0–10)	2	Border compliance (hours)	30
Cost (% of warehouse value)	1.2	Ease of shareholder suits index (0–10)	7	Cost to import	
Building quality control index (0–15)	14.0	Extent of shareholder rights index (0–10)	9	Documentary compliance (US\$)	152.5
		Extent of ownership and control index (0–10)	5	Border compliance (US\$)	587.5
		Extent of corporate transparency index (0–10)	8		
✓ Getting electricity (rank)	12	✓ Paying taxes (rank)	53	Enforcing contracts (rank)	18
Score for getting electricity (0–100)	94.00	Score for paying taxes (0–100)	79.77	Score for enforcing contracts (0–100)	72.18
Procedures (number)	2	Payments (number per year)	7	Time (days)	337
Time (days)	73	Time (hours per year)	168	Cost (% of claim value)	16.5
Cost (% of income per capita)	5.7	Total tax and contribution rate (% of profit)	46.3	Quality of judicial processes index (0–18)	9.5
Reliability of supply and transparency of tariffs index (0–8)	8	Postfiling index (0–100)	73.14		
Registering property (rank)	12			Resolving insolvency (rank)	55
Score for registering property (0–100)	88.74			Score for resolving insolvency (0–100)	58.61
Procedures (number)	4			Time (years)	2.0
Time (days)	13			Cost (% of estate)	9.0
Cost (% of property value)	0.1			Recovery rate (cents on the dollar)	42.1
Quality of land administration index (0–30)	26.0			Strength of insolvency framework index (0–16)	11.5

Note: Most indicator sets refer to a case scenario in the largest business city of an economy, though for 11 economies the data are a population-weighted average for the two largest business cities. For some indicators a result of “no practice” may be recorded for an economy; see the data notes for more details. In starting a business, procedures (number), time (days) and cost (% of income per capita) are calculated as the average of both men and women. For the postfiling index, a result of “not applicable” may be recorded for an economy.

✓ Reform making it easier to do business ✗ Change making it more difficult to do business

RWANDA		Sub-Saharan Africa		GNI per capita (US\$)	
Ease of doing business rank (1–190)	29	Ease of doing business score (0–100)	77.88	Population	12,208,407
✓ Starting a business (rank)	51	✓ Getting credit (rank)	3	✓ Trading across borders (rank)	88
Score for starting a business (0–100)	91.39	Score for getting credit (0–100)	95.00	Score for trading across borders (0–100)	74.98
Procedures (number)	5	Strength of legal rights index (0–12)	11	Time to export	
Time (days)	4	Depth of credit information index (0–8)	8	Documentary compliance (hours)	30
Cost (% of income per capita)	14.8	Credit bureau coverage (% of adults)	20.1	Border compliance (hours)	83
Minimum capital (% of income per capita)	0.0	Credit registry coverage (% of adults)	9.2	Cost to export	
				Documentary compliance (US\$)	110
Dealing with construction permits (rank)	106	Protecting minority investors (rank)	14	Border compliance (US\$)	183
Score for dealing with construction permits (0–100)	67.01	Score for protecting minority investors (0–100)	76.67	Time to import	
Procedures (number)	15	Extent of disclosure index (0–10)	8	Documentary compliance (hours)	48
Time (days)	113	Extent of director liability index (0–10)	9	Border compliance (hours)	74
Cost (% of warehouse value)	12.0	Ease of shareholder suits index (0–10)	5	Cost to import	
Building quality control index (0–15)	14.0	Extent of shareholder rights index (0–10)	8	Documentary compliance (US\$)	121
		Extent of ownership and control index (0–10)	9	Border compliance (US\$)	282
		Extent of corporate transparency index (0–10)	7		
✓ Getting electricity (rank)	68	Paying taxes (rank)	35	✓ Enforcing contracts (rank)	78
Score for getting electricity (0–100)	78.72	Score for paying taxes (0–100)	84.55	Score for enforcing contracts (0–100)	59.54
Procedures (number)	4	Payments (number per year)	8	Time (days)	230
Time (days)	30	Time (hours per year)	95.5	Cost (% of claim value)	82.7
Cost (% of income per capita)	2,083.3	Total tax and contribution rate (% of profit)	33.2	Quality of judicial processes index (0–18)	14.5
Reliability of supply and transparency of tariffs index (0–8)	5	Postfiling index (0–100)	63.68		
✓ Registering property (rank)	2			✓ Resolving insolvency (rank)	58
Score for registering property (0–100)	93.70			Score for resolving insolvency (0–100)	57.20
Procedures (number)	3			Time (years)	2.5
Time (days)	7			Cost (% of estate)	29.0
Cost (% of property value)	0.1			Recovery rate (cents on the dollar)	19.2
Quality of land administration index (0–30)	28.5			Strength of insolvency framework index (0–16)	15.0
SAMOA		East Asia & Pacific		GNI per capita (US\$)	
Ease of doing business rank (1–190)	90	Ease of doing business score (0–100)	63.77	Population	196,440
Starting a business (rank)	41	Getting credit (rank)	112	Trading across borders (rank)	151
Score for starting a business (0–100)	92.56	Score for getting credit (0–100)	45.00	Score for trading across borders (0–100)	57.81
Procedures (number)	4	Strength of legal rights index (0–12)	9	Time to export	
Time (days)	9	Depth of credit information index (0–8)	0	Documentary compliance (hours)	24
Cost (% of income per capita)	7.2	Credit bureau coverage (% of adults)	0.0	Border compliance (hours)	51
Minimum capital (% of income per capita)	0.0	Credit registry coverage (% of adults)	0.0	Cost to export	
				Documentary compliance (US\$)	180
Dealing with construction permits (rank)	90	Protecting minority investors (rank)	83	Border compliance (US\$)	1,400
Score for dealing with construction permits (0–100)	68.70	Score for protecting minority investors (0–100)	56.67	Time to import	
Procedures (number)	18	Extent of disclosure index (0–10)	5	Documentary compliance (hours)	25
Time (days)	58	Extent of director liability index (0–10)	6	Border compliance (hours)	84
Cost (% of warehouse value)	0.8	Ease of shareholder suits index (0–10)	9	Cost to import	
Building quality control index (0–15)	6.0	Extent of shareholder rights index (0–10)	8	Documentary compliance (US\$)	230
		Extent of ownership and control index (0–10)	3	Border compliance (US\$)	900
		Extent of corporate transparency index (0–10)	3		
Getting electricity (rank)	65	Paying taxes (rank)	74	Enforcing contracts (rank)	86
Score for getting electricity (0–100)	79.70	Score for paying taxes (0–100)	75.71	Score for enforcing contracts (0–100)	58.59
Procedures (number)	4	Payments (number per year)	37	Time (days)	455
Time (days)	34	Time (hours per year)	224	Cost (% of claim value)	24.4
Cost (% of income per capita)	615.1	Total tax and contribution rate (% of profit)	19.3	Quality of judicial processes index (0–18)	5.5
Reliability of supply and transparency of tariffs index (0–8)	4	Postfiling index (0–100)	86.55		
Registering property (rank)	65			Resolving insolvency (rank)	140
Score for registering property (0–100)	69.51			Score for resolving insolvency (0–100)	33.45
Procedures (number)	5			Time (years)	2.0
Time (days)	15			Cost (% of estate)	38.0
Cost (% of property value)	3.8			Recovery rate (cents on the dollar)	18.6
Quality of land administration index (0–30)	13.0			Strength of insolvency framework index (0–16)	7.5
SAN MARINO		Europe & Central Asia		GNI per capita (US\$)	
Ease of doing business rank (1–190)	88	Ease of doing business score (0–100)	64.74	Population	33,400
Starting a business (rank)	113	✓ Getting credit (rank)	144	Trading across borders (rank)	20
Score for starting a business (0–100)	83.71	Score for getting credit (0–100)	30.00	Score for trading across borders (0–100)	97.48
Procedures (number)	8	Strength of legal rights index (0–12)	1	Time to export	
Time (days)	12.5	Depth of credit information index (0–8)	5	Documentary compliance (hours)	1
Cost (% of income per capita)	9.0	Credit bureau coverage (% of adults)	0.0	Border compliance (hours)	0
Minimum capital (% of income per capita)	29.8	Credit registry coverage (% of adults)	80.1	Cost to export	
				Documentary compliance (US\$)	0
Dealing with construction permits (rank)	72	Protecting minority investors (rank)	177	Border compliance (US\$)	0
Score for dealing with construction permits (0–100)	71.33	Score for protecting minority investors (0–100)	30.00	Time to import	
Procedures (number)	15	Extent of disclosure index (0–10)	3	Documentary compliance (hours)	3
Time (days)	145.5	Extent of director liability index (0–10)	2	Border compliance (hours)	4
Cost (% of warehouse value)	5.4	Ease of shareholder suits index (0–10)	8	Cost to import	
Building quality control index (0–15)	13.0	Extent of shareholder rights index (0–10)	3	Documentary compliance (US\$)	100
		Extent of ownership and control index (0–10)	1	Border compliance (US\$)	50
		Extent of corporate transparency index (0–10)	1		
Getting electricity (rank)	18	Paying taxes (rank)	42	Enforcing contracts (rank)	82
Score for getting electricity (0–100)	90.63	Score for paying taxes (0–100)	82.32	Score for enforcing contracts (0–100)	59.25
Procedures (number)	3	Payments (number per year)	18	Time (days)	575
Time (days)	45	Time (hours per year)	52	Cost (% of claim value)	13.9
Cost (% of income per capita)	59.0	Total tax and contribution rate (% of profit)	35.4	Quality of judicial processes index (0–18)	5.5
Reliability of supply and transparency of tariffs index (0–8)	6	Postfiling index (0–100)	67.80		
✗ Registering property (rank)	101			Resolving insolvency (rank)	105
Score for registering property (0–100)	61.52			Score for resolving insolvency (0–100)	41.19
Procedures (number)	9			Time (years)	2.3
Time (days)	42.5			Cost (% of estate)	5.0
Cost (% of property value)	6.6			Recovery rate (cents on the dollar)	50.4
Quality of land administration index (0–30)	23.0			Strength of insolvency framework index (0–16)	4.5

Note: Most indicator sets refer to a case scenario in the largest business city of an economy, though for 11 economies the data are a population-weighted average for the two largest business cities. For some indicators a result of “no practice” may be recorded for an economy; see the data notes for more details. In starting a business, procedures (number), time (days) and cost (% of income per capita) are calculated as the average of both men and women. For the postfiling index, a result of “not applicable” may be recorded for an economy.

✓ Reform making it easier to do business ✗ Change making it more difficult to do business

SÃO TOMÉ AND PRÍNCIPE		Sub-Saharan Africa		GNI per capita (US\$)	
Ease of doing business rank (1–190)	170	Ease of doing business score (0–100)	45.14	Population	204,327
Starting a business (rank)	148	Getting credit (rank)	161	Trading across borders (rank)	122
Score for starting a business (0–100)	78.32	Score for getting credit (0–100)	25.00	Score for trading across borders (0–100)	66.03
Procedures (number)	6	Strength of legal rights index (0–12)	0	Time to export	
Time (days)	7	Depth of credit information index (0–8)	5	Documentary compliance (hours)	46
Cost (% of income per capita)	12.3	Credit bureau coverage (% of adults)	0.0	Border compliance (hours)	83
Minimum capital (% of income per capita)	178.5	Credit registry coverage (% of adults)	17.2	Cost to export	
				Documentary compliance (US\$)	194
Dealing with construction permits (rank)	111	Protecting minority investors (rank)	188	Border compliance (US\$)	426
Score for dealing with construction permits (0–100)	66.64	Score for protecting minority investors (0–100)	21.67	Time to import	
Procedures (number)	16	Extent of disclosure index (0–10)	3	Documentary compliance (hours)	17
Time (days)	67	Extent of director liability index (0–10)	1	Border compliance (hours)	150
Cost (% of warehouse value)	2.2	Ease of shareholder suits index (0–10)	6	Cost to import	
Building quality control index (0–15)	5.0	Extent of shareholder rights index (0–10)	2	Documentary compliance (US\$)	75
		Extent of ownership and control index (0–10)	0	Border compliance (US\$)	406
		Extent of corporate transparency index (0–10)	1		
Getting electricity (rank)	125	Paying taxes (rank)	135	✓ Enforcing contracts (rank)	185
Score for getting electricity (0–100)	62.00	Score for paying taxes (0–100)	61.80	Score for enforcing contracts (0–100)	28.84
Procedures (number)	4	Payments (number per year)	46	Time (days)	1,185
Time (days)	89	Time (hours per year)	424	Cost (% of claim value)	45.6
Cost (% of income per capita)	362.3	Total tax and contribution rate (% of profit)	37.0	Quality of judicial processes index (0–18)	4.5
Reliability of supply and transparency of tariffs index (0–8)	0	Postfiling index (0–100)	92.20		
Registering property (rank)	173			Resolving insolvency (rank)	168
Score for registering property (0–100)	41.08			Score for resolving insolvency (0–100)	0.00
Procedures (number)	8			Time (years)	no practice
Time (days)	52			Cost (% of estate)	no practice
Cost (% of property value)	10.2			Recovery rate (cents on the dollar)	0.0
Quality of land administration index (0–30)	4.5			Strength of insolvency framework index (0–16)	0.0
SAUDI ARABIA		Middle East & North Africa		GNI per capita (US\$)	
Ease of doing business rank (1–190)	92	Ease of doing business score (0–100)	63.50	Population	32,938,213
Starting a business (rank)	141	Getting credit (rank)	112	✓ Trading across borders (rank)	158
Score for starting a business (0–100)	80.07	Score for getting credit (0–100)	45.00	Score for trading across borders (0–100)	54.31
Procedures (number)	11	Strength of legal rights index (0–12)	1	Time to export	
Time (days)	18	Depth of credit information index (0–8)	8	Documentary compliance (hours)	60
Cost (% of income per capita)	6.6	Credit bureau coverage (% of adults)	63.2	Border compliance (hours)	50
Minimum capital (% of income per capita)	0.0	Credit registry coverage (% of adults)	0.0	Cost to export	
				Documentary compliance (US\$)	105
Dealing with construction permits (rank)	36	✓ Protecting minority investors (rank)	7	Border compliance (US\$)	363
Score for dealing with construction permits (0–100)	75.71	Score for protecting minority investors (0–100)	80.00	Time to import	
Procedures (number)	17	Extent of disclosure index (0–10)	9	Documentary compliance (hours)	90
Time (days)	91.5	Extent of director liability index (0–10)	9	Border compliance (hours)	228
Cost (% of warehouse value)	2.1	Ease of shareholder suits index (0–10)	4	Cost to import	
Building quality control index (0–15)	12.0	Extent of shareholder rights index (0–10)	8	Documentary compliance (US\$)	390
		Extent of ownership and control index (0–10)	8	Border compliance (US\$)	779
		Extent of corporate transparency index (0–10)	10		
✓ Getting electricity (rank)	64	Paying taxes (rank)	78	✓ Enforcing contracts (rank)	59
Score for getting electricity (0–100)	79.89	Score for paying taxes (0–100)	75.00	Score for enforcing contracts (0–100)	63.41
Procedures (number)	5	Payments (number per year)	3	Time (days)	575
Time (days)	68	Time (hours per year)	39	Cost (% of claim value)	27.5
Cost (% of income per capita)	31.2	Total tax and contribution rate (% of profit)	15.7	Quality of judicial processes index (0–18)	10.5
Reliability of supply and transparency of tariffs index (0–8)	6	Postfiling index (0–100)	0.00		
Registering property (rank)	24			Resolving insolvency (rank)	168
Score for registering property (0–100)	81.61			Score for resolving insolvency (0–100)	0.00
Procedures (number)	2			Time (years)	no practice
Time (days)	1.5			Cost (% of estate)	no practice
Cost (% of property value)	0.0			Recovery rate (cents on the dollar)	0.0
Quality of land administration index (0–30)	10.5			Strength of insolvency framework index (0–16)	0.0
SENEGAL		Sub-Saharan Africa		GNI per capita (US\$)	
Ease of doing business rank (1–190)	141	Ease of doing business score (0–100)	54.15	Population	15,850,567
Starting a business (rank)	64	Getting credit (rank)	144	Trading across borders (rank)	139
Score for starting a business (0–100)	89.94	Score for getting credit (0–100)	30.00	Score for trading across borders (0–100)	60.85
Procedures (number)	4	Strength of legal rights index (0–12)	6	Time to export	
Time (days)	6	Depth of credit information index (0–8)	0	Documentary compliance (hours)	26
Cost (% of income per capita)	32.0	Credit bureau coverage (% of adults)	2.7	Border compliance (hours)	61
Minimum capital (% of income per capita)	4.3	Credit registry coverage (% of adults)	0.7	Cost to export	
				Documentary compliance (US\$)	96
Dealing with construction permits (rank)	140	Protecting minority investors (rank)	140	Border compliance (US\$)	547
Score for dealing with construction permits (0–100)	59.60	Score for protecting minority investors (0–100)	41.67	Time to import	
Procedures (number)	14	Extent of disclosure index (0–10)	7	Documentary compliance (hours)	72
Time (days)	177	Extent of director liability index (0–10)	1	Border compliance (hours)	53
Cost (% of warehouse value)	9.8	Ease of shareholder suits index (0–10)	6	Cost to import	
Building quality control index (0–15)	10.0	Extent of shareholder rights index (0–10)	4	Documentary compliance (US\$)	545
		Extent of ownership and control index (0–10)	3	Border compliance (US\$)	702
		Extent of corporate transparency index (0–10)	4		
Getting electricity (rank)	127	Paying taxes (rank)	171	✓ Enforcing contracts (rank)	142
Score for getting electricity (0–100)	61.37	Score for paying taxes (0–100)	48.08	Score for enforcing contracts (0–100)	48.15
Procedures (number)	6	Payments (number per year)	58	Time (days)	740
Time (days)	75	Time (hours per year)	441	Cost (% of claim value)	36.4
Cost (% of income per capita)	3,419.7	Total tax and contribution rate (% of profit)	45.1	Quality of judicial processes index (0–18)	6.5
Reliability of supply and transparency of tariffs index (0–8)	5	Postfiling index (0–100)	71.81		
✓ Registering property (rank)	118			Resolving insolvency (rank)	94
Score for registering property (0–100)	57.47			Score for resolving insolvency (0–100)	44.33
Procedures (number)	5			Time (years)	3.0
Time (days)	41			Cost (% of estate)	20.0
Cost (% of property value)	7.6			Recovery rate (cents on the dollar)	30.1
Quality of land administration index (0–30)	10.0			Strength of insolvency framework index (0–16)	9.0

Note: Most indicator sets refer to a case scenario in the largest business city of an economy, though for 11 economies the data are a population-weighted average for the two largest business cities. For some indicators a result of "no practice" may be recorded for an economy; see the data notes for more details. In starting a business, procedures (number), time (days) and cost (% of income per capita) are calculated as the average of both men and women. For the postfiling index, a result of "not applicable" may be recorded for an economy.

✓ Reform making it easier to do business ✗ Change making it more difficult to do business

SERBIA		Europe & Central Asia		GNI per capita (US\$)	
Ease of doing business rank (1–190)	48	Ease of doing business score (0–100)	73.49	Population	7,022,268
Starting a business (rank)	40	Getting credit (rank)	60	Trading across borders (rank)	23
Score for starting a business (0–100)	92.59	Score for getting credit (0–100)	65.00	Score for trading across borders (0–100)	96.64
Procedures (number)	5	Strength of legal rights index (0–12)	6	Time to export	
Time (days)	5.5	Depth of credit information index (0–8)	7	Documentary compliance (hours)	2
Cost (% of income per capita)	2.2	Credit bureau coverage (% of adults)	100.0	Border compliance (hours)	4
Minimum capital (% of income per capita)	0.0	Credit registry coverage (% of adults)	0.0	Cost to export	
				Documentary compliance (US\$)	35
✓ Dealing with construction permits (rank)	11	Protecting minority investors (rank)	83	Border compliance (US\$)	47
Score for dealing with construction permits (0–100)	84.42	Score for protecting minority investors (0–100)	56.67	Time to import	
Procedures (number)	11	Extent of disclosure index (0–10)	4	Documentary compliance (hours)	3
Time (days)	106	Extent of director liability index (0–10)	6	Border compliance (hours)	4
Cost (% of warehouse value)	1.7	Ease of shareholder suits index (0–10)	5	Cost to import	
Building quality control index (0–15)	14.0	Extent of shareholder rights index (0–10)	6	Documentary compliance (US\$)	35
		Extent of ownership and control index (0–10)	7	Border compliance (US\$)	52
		Extent of corporate transparency index (0–10)	6		
Getting electricity (rank)	104	Paying taxes (rank)	79	Enforcing contracts (rank)	65
Score for getting electricity (0–100)	70.01	Score for paying taxes (0–100)	74.75	Score for enforcing contracts (0–100)	61.41
Procedures (number)	5	Payments (number per year)	33	Time (days)	635
Time (days)	125	Time (hours per year)	225.5	Cost (% of claim value)	40.8
Cost (% of income per capita)	212.1	Total tax and contribution rate (% of profit)	36.6	Quality of judicial processes index (0–18)	13.0
Reliability of supply and transparency of tariffs index (0–8)	5	Postfiling index (0–100)	91.09		
Registering property (rank)	55			Resolving insolvency (rank)	49
Score for registering property (0–100)	72.60			Score for resolving insolvency (0–100)	60.78
Procedures (number)	6			Time (years)	2.0
Time (days)	21			Cost (% of estate)	20.0
Cost (% of property value)	2.8			Recovery rate (cents on the dollar)	34.5
Quality of land administration index (0–30)	18.0			Strength of insolvency framework index (0–16)	13.5
SEYCHELLES		Sub-Saharan Africa		GNI per capita (US\$)	
Ease of doing business rank (1–190)	96	Ease of doing business score (0–100)	62.41	Population	95,843
Starting a business (rank)	145	Getting credit (rank)	134	Trading across borders (rank)	95
Score for starting a business (0–100)	78.65	Score for getting credit (0–100)	35.00	Score for trading across borders (0–100)	71.79
Procedures (number)	9	Strength of legal rights index (0–12)	2	Time to export	
Time (days)	32	Depth of credit information index (0–8)	5	Documentary compliance (hours)	44
Cost (% of income per capita)	13.4	Credit bureau coverage (% of adults)	0.0	Border compliance (hours)	82
Minimum capital (% of income per capita)	0.0	Credit registry coverage (% of adults)	66.3	Cost to export	
				Documentary compliance (US\$)	115
Dealing with construction permits (rank)	118	Protecting minority investors (rank)	110	Border compliance (US\$)	332
Score for dealing with construction permits (0–100)	65.50	Score for protecting minority investors (0–100)	50.00	Time to import	
Procedures (number)	16	Extent of disclosure index (0–10)	4	Documentary compliance (hours)	33
Time (days)	138	Extent of director liability index (0–10)	8	Border compliance (hours)	97
Cost (% of warehouse value)	0.3	Ease of shareholder suits index (0–10)	5	Cost to import	
Building quality control index (0–15)	6.0	Extent of shareholder rights index (0–10)	4	Documentary compliance (US\$)	93
		Extent of ownership and control index (0–10)	5	Border compliance (US\$)	341
		Extent of corporate transparency index (0–10)	4		
Getting electricity (rank)	118	Paying taxes (rank)	31	Enforcing contracts (rank)	129
Score for getting electricity (0–100)	64.30	Score for paying taxes (0–100)	84.72	Score for enforcing contracts (0–100)	51.25
Procedures (number)	6	Payments (number per year)	29	Time (days)	915
Time (days)	77	Time (hours per year)	85	Cost (% of claim value)	15.4
Cost (% of income per capita)	377.7	Total tax and contribution rate (% of profit)	30.1	Quality of judicial processes index (0–18)	6.5
Reliability of supply and transparency of tariffs index (0–8)	3	Postfiling index (0–100)	93.42		
Registering property (rank)	62			Resolving insolvency (rank)	73
Score for registering property (0–100)	70.75			Score for resolving insolvency (0–100)	52.18
Procedures (number)	4			Time (years)	2.0
Time (days)	33			Cost (% of estate)	11.0
Cost (% of property value)	7.0			Recovery rate (cents on the dollar)	38.9
Quality of land administration index (0–30)	21.0			Strength of insolvency framework index (0–16)	10.0
SIERRA LEONE		Sub-Saharan Africa		GNI per capita (US\$)	
Ease of doing business rank (1–190)	163	Ease of doing business score (0–100)	48.74	Population	7,557,212
Starting a business (rank)	55	Getting credit (rank)	161	Trading across borders (rank)	166
Score for starting a business (0–100)	91.18	Score for getting credit (0–100)	25.00	Score for trading across borders (0–100)	48.99
Procedures (number)	5	Strength of legal rights index (0–12)	5	Time to export	
Time (days)	8	Depth of credit information index (0–8)	0	Documentary compliance (hours)	72
Cost (% of income per capita)	8.4	Credit bureau coverage (% of adults)	0.0	Border compliance (hours)	55
Minimum capital (% of income per capita)	0.0	Credit registry coverage (% of adults)	1.6	Cost to export	
				Documentary compliance (US\$)	227
Dealing with construction permits (rank)	182	Protecting minority investors (rank)	89	Border compliance (US\$)	552
Score for dealing with construction permits (0–100)	38.43	Score for protecting minority investors (0–100)	55.00	Time to import	
Procedures (number)	17	Extent of disclosure index (0–10)	6	Documentary compliance (hours)	137
Time (days)	182	Extent of director liability index (0–10)	8	Border compliance (hours)	120
Cost (% of warehouse value)	21.4	Ease of shareholder suits index (0–10)	5	Cost to import	
Building quality control index (0–15)	7.0	Extent of shareholder rights index (0–10)	5	Documentary compliance (US\$)	387
		Extent of ownership and control index (0–10)	2	Border compliance (US\$)	821
		Extent of corporate transparency index (0–10)	6		
Getting electricity (rank)	178	Paying taxes (rank)	88	Enforcing contracts (rank)	105
Score for getting electricity (0–100)	31.70	Score for paying taxes (0–100)	72.97	Score for enforcing contracts (0–100)	55.92
Procedures (number)	8	Payments (number per year)	34	Time (days)	515
Time (days)	82	Time (hours per year)	343	Cost (% of claim value)	39.5
Cost (% of income per capita)	5,025.2	Total tax and contribution rate (% of profit)	30.7	Quality of judicial processes index (0–18)	8.0
Reliability of supply and transparency of tariffs index (0–8)	0	Postfiling index (0–100)	95.41		
Registering property (rank)	167			Resolving insolvency (rank)	161
Score for registering property (0–100)	43.50			Score for resolving insolvency (0–100)	24.73
Procedures (number)	7			Time (years)	2.3
Time (days)	56			Cost (% of estate)	42.0
Cost (% of property value)	10.7			Recovery rate (cents on the dollar)	11.1
Quality of land administration index (0–30)	6.5			Strength of insolvency framework index (0–16)	6.0

Note: Most indicator sets refer to a case scenario in the largest business city of an economy, though for 11 economies the data are a population-weighted average for the two largest business cities. For some indicators a result of “no practice” may be recorded for an economy; see the data notes for more details. In starting a business, procedures (number), time (days) and cost (% of income per capita) are calculated as the average of both men and women. For the postfiling index, a result of “not applicable” may be recorded for an economy.

✓ Reform making it easier to do business ✗ Change making it more difficult to do business

SINGAPORE		East Asia & Pacific		GNI per capita (US\$)	
Ease of doing business rank (1–190)	2	Ease of doing business score (0–100)	85.24	Population	5,612,253
✓ Starting a business (rank)	3	Getting credit (rank)	32	Trading across borders (rank)	45
Score for starting a business (0–100)	98.23	Score for getting credit (0–100)	75.00	Score for trading across borders (0–100)	89.57
Procedures (number)	2	Strength of legal rights index (0–12)	8	Time to export	
Time (days)	1.5	Depth of credit information index (0–8)	7	Documentary compliance (hours)	2
Cost (% of income per capita)	0.4	Credit bureau coverage (% of adults)	60.9	Border compliance (hours)	10
Minimum capital (% of income per capita)	0.0	Credit registry coverage (% of adults)	0.0	Cost to export	
				Documentary compliance (US\$)	37
Dealing with construction permits (rank)	8	Protecting minority investors (rank)	7	Border compliance (US\$)	335
Score for dealing with construction permits (0–100)	84.73	Score for protecting minority investors (0–100)	80.00	Time to import	
Procedures (number)	10	Extent of disclosure index (0–10)	10	Documentary compliance (hours)	3
Time (days)	41	Extent of director liability index (0–10)	9	Border compliance (hours)	33
Cost (% of warehouse value)	3.4	Ease of shareholder suits index (0–10)	9	Cost to import	
Building quality control index (0–15)	12.0	Extent of shareholder rights index (0–10)	7	Documentary compliance (US\$)	40
		Extent of ownership and control index (0–10)	5	Border compliance (US\$)	220
		Extent of corporate transparency index (0–10)	8		
Getting electricity (rank)	16	Paying taxes (rank)	8	✓ Enforcing contracts (rank)	1
Score for getting electricity (0–100)	91.33	Score for getting credit (0–100)	75.00	Score for enforcing contracts (0–100)	84.53
Procedures (number)	4	Score for paying taxes (0–100)	91.58	Time (days)	164
Time (days)	30	Payments (number per year)	5	Cost (% of claim value)	25.8
Cost (% of income per capita)	23.3	Time (hours per year)	64	Quality of judicial processes index (0–18)	15.5
Reliability of supply and transparency of tariffs index (0–8)	7	Total tax and contribution rate (% of profit)	20.6		
		Postfiling index (0–100)	71.97	Resolving insolvency (rank)	27
Registering property (rank)	21			Score for resolving insolvency (0–100)	74.33
Score for registering property (0–100)	83.14			Time (years)	0.8
Procedures (number)	6			Cost (% of estate)	4.0
Time (days)	4.5			Recovery rate (cents on the dollar)	88.8
Cost (% of property value)	2.9			Strength of insolvency framework index (0–16)	8.5
Quality of land administration index (0–30)	28.5				
SLOVAK REPUBLIC		OECD high income		GNI per capita (US\$)	
Ease of doing business rank (1–190)	42	Ease of doing business score (0–100)	75.17	Population	5,439,892
Starting a business (rank)	127	Getting credit (rank)	44	Trading across borders (rank)	1
Score for starting a business (0–100)	82.02	Score for getting credit (0–100)	70.00	Score for trading across borders (0–100)	100.00
Procedures (number)	8	Strength of legal rights index (0–12)	7	Time to export	
Time (days)	26.5	Depth of credit information index (0–8)	7	Documentary compliance (hours)	1
Cost (% of income per capita)	1.0	Credit bureau coverage (% of adults)	80.7	Border compliance (hours)	0
Minimum capital (% of income per capita)	16.4	Credit registry coverage (% of adults)	3.3	Cost to export	
				Documentary compliance (US\$)	0
Dealing with construction permits (rank)	143	Protecting minority investors (rank)	95	Border compliance (US\$)	0
Score for dealing with construction permits (0–100)	59.34	Score for protecting minority investors (0–100)	53.33	Time to import	
Procedures (number)	14	Extent of disclosure index (0–10)	3	Documentary compliance (hours)	1
Time (days)	300	Extent of director liability index (0–10)	4	Border compliance (hours)	0
Cost (% of warehouse value)	0.2	Ease of shareholder suits index (0–10)	7	Cost to import	
Building quality control index (0–15)	8.0	Extent of shareholder rights index (0–10)	6	Documentary compliance (US\$)	0
		Extent of ownership and control index (0–10)	6	Border compliance (US\$)	0
		Extent of corporate transparency index (0–10)	6		
Getting electricity (rank)	47	Paying taxes (rank)	48	✓ Enforcing contracts (rank)	47
Score for getting electricity (0–100)	83.23	Score for getting credit (0–100)	70.00	Score for enforcing contracts (0–100)	66.12
Procedures (number)	5	Score for paying taxes (0–100)	80.62	Time (days)	775
Time (days)	89	Payments (number per year)	8	Cost (% of claim value)	20.5
Cost (% of income per capita)	233.3	Time (hours per year)	192	Quality of judicial processes index (0–18)	13.5
Reliability of supply and transparency of tariffs index (0–8)	8	Total tax and contribution rate (% of profit)	49.7		
		Postfiling index (0–100)	87.17	Resolving insolvency (rank)	42
Registering property (rank)	9			Score for resolving insolvency (0–100)	66.90
Score for registering property (0–100)	90.17			Time (years)	4.0
Procedures (number)	3			Cost (% of estate)	18.0
Time (days)	16.5			Recovery rate (cents on the dollar)	48.8
Cost (% of property value)	0.0			Strength of insolvency framework index (0–16)	13.0
Quality of land administration index (0–30)	25.5				
SLOVENIA		OECD high income		GNI per capita (US\$)	
Ease of doing business rank (1–190)	40	Ease of doing business score (0–100)	75.61	Population	2,066,748
✗ Starting a business (rank)	38	Getting credit (rank)	112	Trading across borders (rank)	1
Score for starting a business (0–100)	92.88	Score for getting credit (0–100)	45.00	Score for trading across borders (0–100)	100.00
Procedures (number)	3	Strength of legal rights index (0–12)	3	Time to export	
Time (days)	8	Depth of credit information index (0–8)	6	Documentary compliance (hours)	1
Cost (% of income per capita)	0.0	Credit bureau coverage (% of adults)	0.0	Border compliance (hours)	0
Minimum capital (% of income per capita)	36.8	Credit registry coverage (% of adults)	100.0	Cost to export	
				Documentary compliance (US\$)	0
Dealing with construction permits (rank)	120	Protecting minority investors (rank)	30	Border compliance (US\$)	0
Score for dealing with construction permits (0–100)	65.22	Score for protecting minority investors (0–100)	70.00	Time to import	
Procedures (number)	17	Extent of disclosure index (0–10)	5	Documentary compliance (hours)	1
Time (days)	247.5	Extent of director liability index (0–10)	9	Border compliance (hours)	0
Cost (% of warehouse value)	2.8	Ease of shareholder suits index (0–10)	8	Cost to import	
Building quality control index (0–15)	13.0	Extent of shareholder rights index (0–10)	8	Documentary compliance (US\$)	0
		Extent of ownership and control index (0–10)	6	Border compliance (US\$)	0
		Extent of corporate transparency index (0–10)	6		
Getting electricity (rank)	23	Paying taxes (rank)	41	✓ Enforcing contracts (rank)	110
Score for getting electricity (0–100)	89.19	Score for getting credit (0–100)	45.00	Score for enforcing contracts (0–100)	54.82
Procedures (number)	5	Score for paying taxes (0–100)	83.27	Time (days)	1,160
Time (days)	38	Payments (number per year)	10	Cost (% of claim value)	12.7
Cost (% of income per capita)	99.5	Time (hours per year)	233	Quality of judicial processes index (0–18)	11.5
Reliability of supply and transparency of tariffs index (0–8)	8	Total tax and contribution rate (% of profit)	31.0		
		Postfiling index (0–100)	80.03	Resolving insolvency (rank)	9
Registering property (rank)	56			Score for resolving insolvency (0–100)	83.66
Score for registering property (0–100)	72.10			Time (years)	0.8
Procedures (number)	7			Cost (% of estate)	4.0
Time (days)	50.5			Recovery rate (cents on the dollar)	88.7
Cost (% of property value)	2.2			Strength of insolvency framework index (0–16)	11.5
Quality of land administration index (0–30)	23.0				

Note: Most indicator sets refer to a case scenario in the largest business city of an economy, though for 11 economies the data are a population-weighted average for the two largest business cities. For some indicators a result of "no practice" may be recorded for an economy; see the data notes for more details. In starting a business, procedures (number), time (days) and cost (% of income per capita) are calculated as the average of both men and women. For the postfiling index, a result of "not applicable" may be recorded for an economy.

✓ Reform making it easier to do business ✗ Change making it more difficult to do business

SOLOMON ISLANDS		East Asia & Pacific		GNI per capita (US\$)	
Ease of doing business rank (1–190)	115	Ease of doing business score (0–100)	59.17	Population	611,343
Starting a business (rank)	98	Getting credit (rank)	99	Trading across borders (rank)	160
Score for starting a business (0–100)	85.52	Score for getting credit (0–100)	50.00	Score for trading across borders (0–100)	53.45
Procedures (number)	7	Strength of legal rights index (0–12)	10	Time to export	
Time (days)	9	Depth of credit information index (0–8)	0	Documentary compliance (hours)	60
Cost (% of income per capita)	28.1	Credit bureau coverage (% of adults)	3.4	Border compliance (hours)	110
Minimum capital (% of income per capita)	0.0	Credit registry coverage (% of adults)	0.0	Cost to export	
				Documentary compliance (US\$)	257
Dealing with construction permits (rank)	53	Protecting minority investors (rank)	110	Border compliance (US\$)	630
Score for dealing with construction permits (0–100)	73.60	Score for protecting minority investors (0–100)	50.00	Time to import	
Procedures (number)	13	Extent of disclosure index (0–10)	3	Documentary compliance (hours)	37
Time (days)	98	Extent of director liability index (0–10)	7	Border compliance (hours)	108
Cost (% of warehouse value)	1.2	Ease of shareholder suits index (0–10)	9	Cost to import	
Building quality control index (0–15)	8.0	Extent of shareholder rights index (0–10)	7	Documentary compliance (US\$)	215
		Extent of ownership and control index (0–10)	3	Border compliance (US\$)	740
		Extent of corporate transparency index (0–10)	1		
Getting electricity (rank)	92	Paying taxes (rank)	38	Enforcing contracts (rank)	156
Score for getting electricity (0–100)	72.58	Score for paying taxes (0–100)	83.81	Score for enforcing contracts (0–100)	43.49
Procedures (number)	4	Payments (number per year)	34	Time (days)	497
Time (days)	53	Time (hours per year)	80	Cost (% of claim value)	78.9
Cost (% of income per capita)	1,238.9	Total tax and contribution rate (% of profit)	32.0	Quality of judicial processes index (0–18)	9.0
Reliability of supply and transparency of tariffs index (0–8)	3	Postfiling index (0–100)	100.00		
Registering property (rank)	154			Resolving insolvency (rank)	144
Score for registering property (0–100)	47.38			Score for resolving insolvency (0–100)	31.88
Procedures (number)	10			Time (years)	1.0
Time (days)	86.5			Cost (% of estate)	38.0
Cost (% of property value)	4.7			Recovery rate (cents on the dollar)	24.4
Quality of land administration index (0–30)	11.0			Strength of insolvency framework index (0–16)	6.0
SOMALIA		Sub-Saharan Africa		GNI per capita (US\$)	
Ease of doing business rank (1–190)	190	Ease of doing business score (0–100)	20.04	Population	14,742,523
Starting a business (rank)	188	Getting credit (rank)	186	Trading across borders (rank)	164
Score for starting a business (0–100)	46.37	Score for getting credit (0–100)	0.00	Score for trading across borders (0–100)	51.60
Procedures (number)	9	Strength of legal rights index (0–12)	0	Time to export	
Time (days)	70	Depth of credit information index (0–8)	0	Documentary compliance (hours)	73
Cost (% of income per capita)	195.2	Credit bureau coverage (% of adults)	0.0	Border compliance (hours)	44
Minimum capital (% of income per capita)	0.0	Credit registry coverage (% of adults)	0.0	Cost to export	
				Documentary compliance (US\$)	350
Dealing with construction permits (rank)	186	Protecting minority investors (rank)	190	Border compliance (US\$)	495
Score for dealing with construction permits (0–100)	0.00	Score for protecting minority investors (0–100)	0.00	Time to import	
Procedures (number)	no practice	Extent of disclosure index (0–10)	0	Documentary compliance (hours)	76
Time (days)	no practice	Extent of director liability index (0–10)	0	Border compliance (hours)	85
Cost (% of warehouse value)	no practice	Ease of shareholder suits index (0–10)	0	Cost to import	
Building quality control index (0–15)	no practice	Extent of shareholder rights index (0–10)	0	Documentary compliance (US\$)	300
		Extent of ownership and control index (0–10)	0	Border compliance (US\$)	952
		Extent of corporate transparency index (0–10)	0		
Getting electricity (rank)	187	Paying taxes (rank)	190	Enforcing contracts (rank)	114
Score for getting electricity (0–100)	0.00	Score for paying taxes (0–100)	0.00	Score for enforcing contracts (0–100)	54.58
Procedures (number)	no practice	Payments (number per year)	no practice	Time (days)	575
Time (days)	no practice	Time (hours per year)	no practice	Cost (% of claim value)	21.4
Cost (% of income per capita)	no practice	Total tax and contribution rate (% of profit)	no practice	Quality of judicial processes index (0–18)	4.5
Reliability of supply and transparency of tariffs index (0–8)	no practice	Postfiling index (0–100)	no practice		
Registering property (rank)	152			Resolving insolvency (rank)	168
Score for registering property (0–100)	47.87			Score for resolving insolvency (0–100)	0.00
Procedures (number)	5			Time (years)	no practice
Time (days)	188			Cost (% of estate)	no practice
Cost (% of property value)	1.6			Recovery rate (cents on the dollar)	0.0
Quality of land administration index (0–30)	7.5			Strength of insolvency framework index (0–16)	0.0
SOUTH AFRICA		Sub-Saharan Africa		GNI per capita (US\$)	
Ease of doing business rank (1–190)	82	Ease of doing business score (0–100)	66.03	Population	56,717,156
✓ Starting a business (rank)	134	Getting credit (rank)	73	Trading across borders (rank)	143
Score for starting a business (0–100)	81.22	Score for getting credit (0–100)	60.00	Score for trading across borders (0–100)	59.64
Procedures (number)	7	Strength of legal rights index (0–12)	5	Time to export	
Time (days)	40	Depth of credit information index (0–8)	7	Documentary compliance (hours)	68
Cost (% of income per capita)	0.2	Credit bureau coverage (% of adults)	67.3	Border compliance (hours)	92
Minimum capital (% of income per capita)	0.0	Credit registry coverage (% of adults)	0.0	Cost to export	
				Documentary compliance (US\$)	55
Dealing with construction permits (rank)	96	Protecting minority investors (rank)	23	Border compliance (US\$)	1,257
Score for dealing with construction permits (0–100)	68.25	Score for protecting minority investors (0–100)	73.33	Time to import	
Procedures (number)	20	Extent of disclosure index (0–10)	8	Documentary compliance (hours)	36
Time (days)	155	Extent of director liability index (0–10)	8	Border compliance (hours)	87
Cost (% of warehouse value)	2.0	Ease of shareholder suits index (0–10)	8	Cost to import	
Building quality control index (0–15)	12.0	Extent of shareholder rights index (0–10)	8	Documentary compliance (US\$)	73
		Extent of ownership and control index (0–10)	7	Border compliance (US\$)	676
		Extent of corporate transparency index (0–10)	5		
✓ Getting electricity (rank)	109	Paying taxes (rank)	46	Enforcing contracts (rank)	115
Score for getting electricity (0–100)	68.79	Score for paying taxes (0–100)	81.13	Score for enforcing contracts (0–100)	54.10
Procedures (number)	5	Payments (number per year)	7	Time (days)	600
Time (days)	109	Time (hours per year)	210	Cost (% of claim value)	33.2
Cost (% of income per capita)	156.7	Total tax and contribution rate (% of profit)	29.1	Quality of judicial processes index (0–18)	7.0
Reliability of supply and transparency of tariffs index (0–8)	4	Postfiling index (0–100)	60.28		
Registering property (rank)	106			Resolving insolvency (rank)	66
Score for registering property (0–100)	59.32			Score for resolving insolvency (0–100)	54.49
Procedures (number)	7			Time (years)	2.0
Time (days)	23			Cost (% of estate)	18.0
Cost (% of property value)	7.8			Recovery rate (cents on the dollar)	34.5
Quality of land administration index (0–30)	15.0			Strength of insolvency framework index (0–16)	11.5

Note: Most indicator sets refer to a case scenario in the largest business city of an economy, though for 11 economies the data are a population-weighted average for the two largest business cities. For some indicators a result of “no practice” may be recorded for an economy; see the data notes for more details. In starting a business, procedures (number), time (days) and cost (% of income per capita) are calculated as the average of both men and women. For the postfiling index, a result of “not applicable” may be recorded for an economy.

✓ Reform making it easier to do business ✗ Change making it more difficult to do business

SOUTH SUDAN		Sub-Saharan Africa		GNI per capita (US\$)	
Ease of doing business rank (1–190)	185	Ease of doing business score (0–100)	35.34	Population	12,575,714
Starting a business (rank)	177	Getting credit (rank)	178	Trading across borders (rank)	180
Score for starting a business (0–100)	65.36	Score for getting credit (0–100)	10.00	Score for trading across borders (0–100)	26.19
Procedures (number)	12	Strength of legal rights index (0–12)	2	Time to export	
Time (days)	13	Depth of credit information index (0–8)	0	Documentary compliance (hours)	192
Cost (% of income per capita)	122.6	Credit bureau coverage (% of adults)	0.0	Border compliance (hours)	146
Minimum capital (% of income per capita)	0.0	Credit registry coverage (% of adults)	0.0	Cost to export	
				Documentary compliance (US\$)	194
Dealing with construction permits (rank)	169	Protecting minority investors (rank)	180	Border compliance (US\$)	763
Score for dealing with construction permits (0–100)	52.73	Score for protecting minority investors (0–100)	26.67	Time to import	
Procedures (number)	23	Extent of disclosure index (0–10)	2	Documentary compliance (hours)	360
Time (days)	124	Extent of director liability index (0–10)	1	Border compliance (hours)	179
Cost (% of warehouse value)	7.1	Ease of shareholder suits index (0–10)	5	Cost to import	
Building quality control index (0–15)	7.0	Extent of shareholder rights index (0–10)	2	Documentary compliance (US\$)	350
		Extent of ownership and control index (0–10)	3	Border compliance (US\$)	781
		Extent of corporate transparency index (0–10)	3		
Getting electricity (rank)	187	Paying taxes (rank)	66	Enforcing contracts (rank)	85
Score for getting electricity (0–100)	0.00	Score for paying taxes (0–100)	76.75	Score for enforcing contracts (0–100)	58.99
Procedures (number)	no practice	Payments (number per year)	37	Time (days)	228
Time (days)	no practice	Time (hours per year)	210	Cost (% of claim value)	30.0
Cost (% of income per capita)	no practice	Total tax and contribution rate (% of profit)	31.4	Quality of judicial processes index (0–18)	3.5
Reliability of supply and transparency of tariffs index (0–8)	no practice	Postfiling index (0–100)	95.87		
Registering property (rank)	179			Resolving insolvency (rank)	168
Score for registering property (0–100)	36.73			Score for resolving insolvency (0–100)	0.00
Procedures (number)	7			Time (years)	no practice
Time (days)	48			Cost (% of estate)	no practice
Cost (% of property value)	14.6			Recovery rate (cents on the dollar)	0.0
Quality of land administration index (0–30)	5.0			Strength of insolvency framework index (0–16)	0.0
SPAIN		OECD high income		GNI per capita (US\$)	
Ease of doing business rank (1–190)	30	Ease of doing business score (0–100)	77.68	Population	46,572,028
Starting a business (rank)	86	Getting credit (rank)	73	Trading across borders (rank)	1
Score for starting a business (0–100)	86.91	Score for getting credit (0–100)	60.00	Score for trading across borders (0–100)	100.00
Procedures (number)	7	Strength of legal rights index (0–12)	5	Time to export	
Time (days)	12.5	Depth of credit information index (0–8)	7	Documentary compliance (hours)	1
Cost (% of income per capita)	4.0	Credit bureau coverage (% of adults)	15.7	Border compliance (hours)	0
Minimum capital (% of income per capita)	12.0	Credit registry coverage (% of adults)	67.7	Cost to export	
				Documentary compliance (US\$)	0
Dealing with construction permits (rank)	78	Protecting minority investors (rank)	30	Border compliance (US\$)	0
Score for dealing with construction permits (0–100)	70.60	Score for protecting minority investors (0–100)	70.00	Time to import	
Procedures (number)	13	Extent of disclosure index (0–10)	7	Documentary compliance (hours)	1
Time (days)	147	Extent of director liability index (0–10)	6	Border compliance (hours)	0
Cost (% of warehouse value)	4.8	Ease of shareholder suits index (0–10)	6	Cost to import	
Building quality control index (0–15)	11.0	Extent of shareholder rights index (0–10)	9	Documentary compliance (US\$)	0
		Extent of ownership and control index (0–10)	5	Border compliance (US\$)	0
		Extent of corporate transparency index (0–10)	9		
Getting electricity (rank)	48	Paying taxes (rank)	34	Enforcing contracts (rank)	23
Score for getting electricity (0–100)	83.00	Score for paying taxes (0–100)	84.58	Score for enforcing contracts (0–100)	70.90
Procedures (number)	5	Payments (number per year)	9	Time (days)	510
Time (days)	95	Time (hours per year)	147.5	Cost (% of claim value)	17.2
Cost (% of income per capita)	96.4	Total tax and contribution rate (% of profit)	47.0	Quality of judicial processes index (0–18)	11.5
Reliability of supply and transparency of tariffs index (0–8)	8	Postfiling index (0–100)	93.60		
Registering property (rank)	58			Resolving insolvency (rank)	19
Score for registering property (0–100)	71.74			Score for resolving insolvency (0–100)	79.10
Procedures (number)	6			Time (years)	1.5
Time (days)	13			Cost (% of estate)	11.0
Cost (% of property value)	6.1			Recovery rate (cents on the dollar)	77.3
Quality of land administration index (0–30)	22.5			Strength of insolvency framework index (0–16)	12.0
SRI LANKA		South Asia		GNI per capita (US\$)	
Ease of doing business rank (1–190)	100	Ease of doing business score (0–100)	61.22	Population	21,444,000
Starting a business (rank)	83	Getting credit (rank)	124	Trading across borders (rank)	93
Score for starting a business (0–100)	87.87	Score for getting credit (0–100)	40.00	Score for trading across borders (0–100)	73.29
Procedures (number)	7	Strength of legal rights index (0–12)	2	Time to export	
Time (days)	9	Depth of credit information index (0–8)	6	Documentary compliance (hours)	48
Cost (% of income per capita)	9.4	Credit bureau coverage (% of adults)	46.5	Border compliance (hours)	43
Minimum capital (% of income per capita)	0.0	Credit registry coverage (% of adults)	0.0	Cost to export	
				Documentary compliance (US\$)	58
✓ Dealing with construction permits (rank)	65	Protecting minority investors (rank)	38	Border compliance (US\$)	366
Score for dealing with construction permits (0–100)	72.18	Score for protecting minority investors (0–100)	66.67	Time to import	
Procedures (number)	13	Extent of disclosure index (0–10)	8	Documentary compliance (hours)	48
Time (days)	87	Extent of director liability index (0–10)	5	Border compliance (hours)	72
Cost (% of warehouse value)	0.3	Ease of shareholder suits index (0–10)	7	Cost to import	
Building quality control index (0–15)	6.0	Extent of shareholder rights index (0–10)	7	Documentary compliance (US\$)	283
		Extent of ownership and control index (0–10)	6	Border compliance (US\$)	300
		Extent of corporate transparency index (0–10)	7		
Getting electricity (rank)	84	✓ Paying taxes (rank)	141	✓ Enforcing contracts (rank)	164
Score for getting electricity (0–100)	74.37	Score for paying taxes (0–100)	59.79	Score for enforcing contracts (0–100)	41.16
Procedures (number)	5	Payments (number per year)	36	Time (days)	1,318
Time (days)	100	Time (hours per year)	129	Cost (% of claim value)	22.8
Cost (% of income per capita)	692.8	Total tax and contribution rate (% of profit)	55.2	Quality of judicial processes index (0–18)	8.5
Reliability of supply and transparency of tariffs index (0–8)	6	Postfiling index (0–100)	49.31		
✓ Registering property (rank)	140			Resolving insolvency (rank)	92
Score for registering property (0–100)	51.87			Score for resolving insolvency (0–100)	45.05
Procedures (number)	8			Time (years)	1.7
Time (days)	39			Cost (% of estate)	10.0
Cost (% of property value)	5.2			Recovery rate (cents on the dollar)	43.1
Quality of land administration index (0–30)	5.5			Strength of insolvency framework index (0–16)	7.0

Note: Most indicator sets refer to a case scenario in the largest business city of an economy, though for 11 economies the data are a population-weighted average for the two largest business cities. For some indicators a result of "no practice" may be recorded for an economy; see the data notes for more details. In starting a business, procedures (number), time (days) and cost (% of income per capita) are calculated as the average of both men and women. For the postfiling index, a result of "not applicable" may be recorded for an economy.

✓ Reform making it easier to do business ✕ Change making it more difficult to do business

ST. KITTS AND NEVIS		Latin America & Caribbean		GNI per capita (US\$)	
Ease of doing business rank (1–190)	140	Ease of doing business score (0–100)	54.36	Population	55,345
Starting a business (rank)	95	Getting credit (rank)	161	Trading across borders (rank)	68
Score for starting a business (0–100)	85.78	Score for getting credit (0–100)	25.00	Score for trading across borders (0–100)	81.04
Procedures (number)	7	Strength of legal rights index (0–12)	5	Time to export	
Time (days)	18.5	Depth of credit information index (0–8)	0	Documentary compliance (hours)	24
Cost (% of income per capita)	7.0	Credit bureau coverage (% of adults)	0.0	Border compliance (hours)	27
Minimum capital (% of income per capita)	0.0	Credit registry coverage (% of adults)	0.0	Cost to export	
				Documentary compliance (US\$)	100
Dealing with construction permits (rank)	47	Protecting minority investors (rank)	122	Border compliance (US\$)	335
Score for dealing with construction permits (0–100)	74.62	Score for protecting minority investors (0–100)	48.33	Time to import	
Procedures (number)	11	Extent of disclosure index (0–10)	4	Documentary compliance (hours)	33
Time (days)	105	Extent of director liability index (0–10)	8	Border compliance (hours)	37
Cost (% of warehouse value)	0.3	Ease of shareholder suits index (0–10)	8	Cost to import	
Building quality control index (0–15)	7.0	Extent of shareholder rights index (0–10)	4	Documentary compliance (US\$)	90
		Extent of ownership and control index (0–10)	1	Border compliance (US\$)	311
		Extent of corporate transparency index (0–10)	4		
Getting electricity (rank)	102	Paying taxes (rank)	124	Enforcing contracts (rank)	51
Score for getting electricity (0–100)	70.11	Score for getting credit (0–100)	64.41	Score for enforcing contracts (0–100)	65.51
Procedures (number)	4	Score for paying taxes (0–100)	39	Time (days)	578
Time (days)	18	Payments (number per year)	203	Cost (% of claim value)	26.6
Cost (% of income per capita)	234.2	Time (hours per year)	49.7	Quality of judicial processes index (0–18)	11.5
Reliability of supply and transparency of tariffs index (0–8)	0	Total tax and contribution rate (% of profit)	75.73		
		Postfiling index (0–100)		Resolving insolvency (rank)	168
Registering property (rank)	185			Score for resolving insolvency (0–100)	0.00
Score for registering property (0–100)	28.80			Time (years)	no practice
Procedures (number)	6			Cost (% of estate)	no practice
Time (days)	224			Recovery rate (cents on the dollar)	0.0
Cost (% of property value)	11.0			Strength of insolvency framework index (0–16)	0.0
Quality of land administration index (0–30)	9.0				
ST. LUCIA		Latin America & Caribbean		GNI per capita (US\$)	
Ease of doing business rank (1–190)	93	Ease of doing business score (0–100)	63.02	Population	178,844
Starting a business (rank)	70	Getting credit (rank)	161	Trading across borders (rank)	90
Score for starting a business (0–100)	89.18	Score for getting credit (0–100)	25.00	Score for trading across borders (0–100)	73.87
Procedures (number)	5	Strength of legal rights index (0–12)	5	Time to export	
Time (days)	11	Depth of credit information index (0–8)	0	Documentary compliance (hours)	19
Cost (% of income per capita)	18.4	Credit bureau coverage (% of adults)	0.0	Border compliance (hours)	27
Minimum capital (% of income per capita)	0.0	Credit registry coverage (% of adults)	0.0	Cost to export	
				Documentary compliance (US\$)	63
Dealing with construction permits (rank)	32	Protecting minority investors (rank)	99	Border compliance (US\$)	718
Score for dealing with construction permits (0–100)	76.33	Score for protecting minority investors (0–100)	51.67	Time to import	
Procedures (number)	14	Extent of disclosure index (0–10)	4	Documentary compliance (hours)	14
Time (days)	116	Extent of director liability index (0–10)	8	Border compliance (hours)	27
Cost (% of warehouse value)	0.6	Ease of shareholder suits index (0–10)	8	Cost to import	
Building quality control index (0–15)	10.5	Extent of shareholder rights index (0–10)	4	Documentary compliance (US\$)	98
		Extent of ownership and control index (0–10)	4	Border compliance (US\$)	842
		Extent of corporate transparency index (0–10)	3		
Getting electricity (rank)	49	Paying taxes (rank)	73	Enforcing contracts (rank)	75
Score for getting electricity (0–100)	82.97	Score for getting credit (0–100)	75.73	Score for enforcing contracts (0–100)	59.67
Procedures (number)	6	Score for paying taxes (0–100)	35	Time (days)	645
Time (days)	26	Payments (number per year)	110	Cost (% of claim value)	37.3
Cost (% of income per capita)	174.4	Time (hours per year)	34.7	Quality of judicial processes index (0–18)	11.5
Reliability of supply and transparency of tariffs index (0–8)	7	Total tax and contribution rate (% of profit)	77.80		
		Postfiling index (0–100)		Resolving insolvency (rank)	130
Registering property (rank)	104			Score for resolving insolvency (0–100)	35.89
Score for registering property (0–100)	59.90			Time (years)	2.0
Procedures (number)	9			Cost (% of estate)	9.0
Time (days)	17			Recovery rate (cents on the dollar)	43.5
Cost (% of property value)	7.2			Strength of insolvency framework index (0–16)	4.0
Quality of land administration index (0–30)	18.5				
ST. VINCENT AND THE GRENADINES		Latin America & Caribbean		GNI per capita (US\$)	
Ease of doing business rank (1–190)	130	Ease of doing business score (0–100)	56.35	Population	109,897
Starting a business (rank)	88	Getting credit (rank)	161	Trading across borders (rank)	81
Score for starting a business (0–100)	86.87	Score for getting credit (0–100)	25.00	Score for trading across borders (0–100)	77.35
Procedures (number)	7	Strength of legal rights index (0–12)	5	Time to export	
Time (days)	10	Depth of credit information index (0–8)	0	Documentary compliance (hours)	48
Cost (% of income per capita)	15.4	Credit bureau coverage (% of adults)	0.0	Border compliance (hours)	28
Minimum capital (% of income per capita)	0.0	Credit registry coverage (% of adults)	0.0	Cost to export	
				Documentary compliance (US\$)	80
Dealing with construction permits (rank)	49	Protecting minority investors (rank)	99	Border compliance (US\$)	340
Score for dealing with construction permits (0–100)	74.42	Score for protecting minority investors (0–100)	51.67	Time to import	
Procedures (number)	14	Extent of disclosure index (0–10)	4	Documentary compliance (hours)	24
Time (days)	92	Extent of director liability index (0–10)	8	Border compliance (hours)	48
Cost (% of warehouse value)	0.1	Ease of shareholder suits index (0–10)	8	Cost to import	
Building quality control index (0–15)	8.0	Extent of shareholder rights index (0–10)	4	Documentary compliance (US\$)	90
		Extent of ownership and control index (0–10)	4	Border compliance (US\$)	540
		Extent of corporate transparency index (0–10)	3		
Getting electricity (rank)	98	Paying taxes (rank)	103	Enforcing contracts (rank)	56
Score for getting electricity (0–100)	71.16	Score for getting credit (0–100)	70.26	Score for enforcing contracts (0–100)	63.66
Procedures (number)	3	Score for paying taxes (0–100)	36	Time (days)	595
Time (days)	52	Payments (number per year)	108	Cost (% of claim value)	30.3
Cost (% of income per capita)	47.9	Time (hours per year)	39.3	Quality of judicial processes index (0–18)	11.5
Reliability of supply and transparency of tariffs index (0–8)	0	Total tax and contribution rate (% of profit)	63.89		
		Postfiling index (0–100)		Resolving insolvency (rank)	168
Registering property (rank)	171			Score for resolving insolvency (0–100)	0.00
Score for registering property (0–100)	43.10			Time (years)	no practice
Procedures (number)	7			Cost (% of estate)	no practice
Time (days)	47			Recovery rate (cents on the dollar)	0.0
Cost (% of property value)	11.8			Strength of insolvency framework index (0–16)	0.0
Quality of land administration index (0–30)	7.0				

Note: Most indicator sets refer to a case scenario in the largest business city of an economy, though for 11 economies the data are a population-weighted average for the two largest business cities. For some indicators a result of "no practice" may be recorded for an economy; see the data notes for more details. In starting a business, procedures (number), time (days) and cost (% of income per capita) are calculated as the average of both men and women. For the postfiling index, a result of "not applicable" may be recorded for an economy.

✓ Reform making it easier to do business ✗ Change making it more difficult to do business

SUDAN		Sub-Saharan Africa		GNI per capita (US\$)	
Ease of doing business rank (1–190)	162	Ease of doing business score (0–100)	48.84	Population	40,533,330
✓ Starting a business (rank)	156	✓ Getting credit (rank)	161	Trading across borders (rank)	185
Score for starting a business (0–100)	76.35	Score for getting credit (0–100)	25.00	Score for trading across borders (0–100)	18.96
Procedures (number)	9.5	Strength of legal rights index (0–12)	5	Time to export	
Time (days)	34.5	Depth of credit information index (0–8)	0	Documentary compliance (hours)	190
Cost (% of income per capita)	20.9	Credit bureau coverage (% of adults)	3.1	Border compliance (hours)	180
Minimum capital (% of income per capita)	0.0	Credit registry coverage (% of adults)	0.0	Cost to export	
				Documentary compliance (US\$)	428
Dealing with construction permits (rank)	105	✓ Protecting minority investors (rank)	168	Border compliance (US\$)	967
Score for dealing with construction permits (0–100)	67.06	Score for protecting minority investors (0–100)	35.00	Time to import	
Procedures (number)	14	Extent of disclosure index (0–10)	3	Documentary compliance (hours)	132
Time (days)	240	Extent of director liability index (0–10)	1	Border compliance (hours)	144
Cost (% of warehouse value)	1.5	Ease of shareholder suits index (0–10)	6	Cost to import	
Building quality control index (0–15)	11.0	Extent of shareholder rights index (0–10)	5	Documentary compliance (US\$)	420
		Extent of ownership and control index (0–10)	3	Border compliance (US\$)	1,093
		Extent of corporate transparency index (0–10)	3		
Getting electricity (rank)	120	Paying taxes (rank)	163	✓ Enforcing contracts (rank)	144
Score for getting electricity (0–100)	63.98	Score for paying taxes (0–100)	51.80	Score for enforcing contracts (0–100)	47.84
Procedures (number)	5	Payments (number per year)	42	Time (days)	810
Time (days)	70	Time (hours per year)	180	Cost (% of claim value)	19.8
Cost (% of income per capita)	2,075.7	Total tax and contribution rate (% of profit)	45.4	Quality of judicial processes index (0–18)	4.0
Reliability of supply and transparency of tariffs index (0–8)	3	Postfiling index (0–100)	20.20		
Registering property (rank)	93			✓ Resolving insolvency (rank)	118
Score for registering property (0–100)	63.67			Score for resolving insolvency (0–100)	38.73
Procedures (number)	6			Time (years)	2.0
Time (days)	11			Cost (% of estate)	20.0
Cost (% of property value)	2.6			Recovery rate (cents on the dollar)	31.3
Quality of land administration index (0–30)	5.5			Strength of insolvency framework index (0–16)	7.0
SURINAME		Latin America & Caribbean		GNI per capita (US\$)	
Ease of doing business rank (1–190)	165	Ease of doing business score (0–100)	48.05	Population	563,402
Starting a business (rank)	182	Getting credit (rank)	178	Trading across borders (rank)	87
Score for starting a business (0–100)	60.71	Score for getting credit (0–100)	10.00	Score for trading across borders (0–100)	75.02
Procedures (number)	8.5	Strength of legal rights index (0–12)	2	Time to export	
Time (days)	66.5	Depth of credit information index (0–8)	0	Documentary compliance (hours)	12
Cost (% of income per capita)	93.4	Credit bureau coverage (% of adults)	0.0	Border compliance (hours)	84
Minimum capital (% of income per capita)	0.0	Credit registry coverage (% of adults)	0.0	Cost to export	
				Documentary compliance (US\$)	40
Dealing with construction permits (rank)	114	Protecting minority investors (rank)	168	Border compliance (US\$)	468
Score for dealing with construction permits (0–100)	66.37	Score for protecting minority investors (0–100)	35.00	Time to import	
Procedures (number)	10	Extent of disclosure index (0–10)	1	Documentary compliance (hours)	24
Time (days)	223	Extent of director liability index (0–10)	0	Border compliance (hours)	48
Cost (% of warehouse value)	0.2	Ease of shareholder suits index (0–10)	6	Cost to import	
Building quality control index (0–15)	6.5	Extent of shareholder rights index (0–10)	8	Documentary compliance (US\$)	40
		Extent of ownership and control index (0–10)	4	Border compliance (US\$)	658
		Extent of corporate transparency index (0–10)	2		
Getting electricity (rank)	138	Paying taxes (rank)	105	Enforcing contracts (rank)	187
Score for getting electricity (0–100)	58.21	Score for paying taxes (0–100)	69.44	Score for enforcing contracts (0–100)	25.94
Procedures (number)	4	Payments (number per year)	30	Time (days)	1,715
Time (days)	113	Time (hours per year)	199	Cost (% of claim value)	37.1
Cost (% of income per capita)	743.2	Total tax and contribution rate (% of profit)	27.9	Quality of judicial processes index (0–18)	3.5
Reliability of supply and transparency of tariffs index (0–8)	0	Postfiling index (0–100)	48.39		
Registering property (rank)	160			Resolving insolvency (rank)	138
Score for registering property (0–100)	45.95			Score for resolving insolvency (0–100)	33.80
Procedures (number)	6			Time (years)	5.0
Time (days)	46			Cost (% of estate)	30.0
Cost (% of property value)	13.7			Recovery rate (cents on the dollar)	7.6
Quality of land administration index (0–30)	11.5			Strength of insolvency framework index (0–16)	9.5
SWEDEN		OECD high income		GNI per capita (US\$)	
Ease of doing business rank (1–190)	12	Ease of doing business score (0–100)	81.27	Population	10,067,744
Starting a business (rank)	18	Getting credit (rank)	85	Trading across borders (rank)	18
Score for starting a business (0–100)	94.69	Score for getting credit (0–100)	55.00	Score for trading across borders (0–100)	98.04
Procedures (number)	3	Strength of legal rights index (0–12)	6	Time to export	
Time (days)	7	Depth of credit information index (0–8)	5	Documentary compliance (hours)	1
Cost (% of income per capita)	0.5	Credit bureau coverage (% of adults)	100.0	Border compliance (hours)	2
Minimum capital (% of income per capita)	10.8	Credit registry coverage (% of adults)	0.0	Cost to export	
				Documentary compliance (US\$)	40
Dealing with construction permits (rank)	25	Protecting minority investors (rank)	33	Border compliance (US\$)	55
Score for dealing with construction permits (0–100)	77.97	Score for protecting minority investors (0–100)	68.33	Time to import	
Procedures (number)	8	Extent of disclosure index (0–10)	8	Documentary compliance (hours)	1
Time (days)	117	Extent of director liability index (0–10)	4	Border compliance (hours)	0
Cost (% of warehouse value)	2.0	Ease of shareholder suits index (0–10)	7	Cost to import	
Building quality control index (0–15)	9.0	Extent of shareholder rights index (0–10)	7	Documentary compliance (US\$)	0
		Extent of ownership and control index (0–10)	7	Border compliance (US\$)	0
		Extent of corporate transparency index (0–10)	8		
Getting electricity (rank)	9	Paying taxes (rank)	27	Enforcing contracts (rank)	38
Score for getting electricity (0–100)	96.21	Score for paying taxes (0–100)	85.28	Score for enforcing contracts (0–100)	67.61
Procedures (number)	3	Payments (number per year)	6	Time (days)	483
Time (days)	52	Time (hours per year)	122	Cost (% of claim value)	30.4
Cost (% of income per capita)	30.2	Total tax and contribution rate (% of profit)	49.1	Quality of judicial processes index (0–18)	12.0
Reliability of supply and transparency of tariffs index (0–8)	8	Postfiling index (0–100)	90.75		
Registering property (rank)	10			Resolving insolvency (rank)	17
Score for registering property (0–100)	90.11			Score for resolving insolvency (0–100)	79.46
Procedures (number)	1			Time (years)	2.0
Time (days)	7			Cost (% of estate)	9.0
Cost (% of property value)	4.3			Recovery rate (cents on the dollar)	78.0
Quality of land administration index (0–30)	27.5			Strength of insolvency framework index (0–16)	12.0

Note: Most indicator sets refer to a case scenario in the largest business city of an economy, though for 11 economies the data are a population-weighted average for the two largest business cities. For some indicators a result of “no practice” may be recorded for an economy; see the data notes for more details. In starting a business, procedures (number), time (days) and cost (% of income per capita) are calculated as the average of both men and women. For the postfiling index, a result of “not applicable” may be recorded for an economy.

✓ Reform making it easier to do business ✗ Change making it more difficult to do business

SWITZERLAND		OECD high income		GNI per capita (US\$)	
Ease of doing business rank (1–190)	38	Ease of doing business score (0–100)	75.69	Population	8,466,017
Starting a business (rank)	77	Getting credit (rank)	73	Trading across borders (rank)	39
Score for starting a business (0–100)	88.41	Score for getting credit (0–100)	60.00	Score for trading across borders (0–100)	91.79
Procedures (number)	6	Strength of legal rights index (0–12)	6	Time to export	
Time (days)	10	Depth of credit information index (0–8)	6	Documentary compliance (hours)	2
Cost (% of income per capita)	2.3	Credit bureau coverage (% of adults)	25.4	Border compliance (hours)	1
Minimum capital (% of income per capita)	25.0	Credit registry coverage (% of adults)	0.0	Cost to export	
				Documentary compliance (US\$)	75
Dealing with construction permits (rank)	69	Protecting minority investors (rank)	110	Border compliance (US\$)	201
Score for starting a business (0–100)	71.75	Score for protecting minority investors (0–100)	50.00	Time to import	
Procedures (number)	13	Extent of disclosure index (0–10)	0	Documentary compliance (hours)	2
Time (days)	156	Extent of director liability index (0–10)	5	Border compliance (hours)	1
Cost (% of warehouse value)	0.7	Ease of shareholder suits index (0–10)	5	Cost to import	
Building quality control index (0–15)	9.0	Extent of shareholder rights index (0–10)	8	Documentary compliance (US\$)	75
		Extent of ownership and control index (0–10)	5	Border compliance (US\$)	201
		Extent of corporate transparency index (0–10)	7		
Getting electricity (rank)	11	Paying taxes (rank)	20	Enforcing contracts (rank)	55
Score for getting electricity (0–100)	94.41	Score for paying taxes (0–100)	87.66	Score for enforcing contracts (0–100)	64.09
Procedures (number)	3	Payments (number per year)	19	Time (days)	598
Time (days)	39	Time (hours per year)	63	Cost (% of claim value)	24.0
Cost (% of income per capita)	58.1	Total tax and contribution rate (% of profit)	28.8	Quality of judicial processes index (0–18)	10.5
Reliability of supply and transparency of tariffs index (0–8)	7	Postfiling index (0–100)	83.21		
Registering property (rank)	16			Resolving insolvency (rank)	46
Score for registering property (0–100)	86.12			Score for resolving insolvency (0–100)	62.67
Procedures (number)	4			Time (years)	3.0
Time (days)	16			Cost (% of estate)	4.5
Cost (% of property value)	0.3			Recovery rate (cents on the dollar)	46.8
Quality of land administration index (0–30)	23.5			Strength of insolvency framework index (0–16)	12.0
SYRIAN ARAB REPUBLIC		Middle East & North Africa		GNI per capita (US\$)	
Ease of doing business rank (1–190)	179	Ease of doing business score (0–100)	41.57	Population	18,269,868
Starting a business (rank)	136	Getting credit (rank)	175	Trading across borders (rank)	178
Score for starting a business (0–100)	80.99	Score for getting credit (0–100)	15.00	Score for trading across borders (0–100)	29.83
Procedures (number)	7.5	Strength of legal rights index (0–12)	1	Time to export	
Time (days)	15.5	Depth of credit information index (0–8)	2	Documentary compliance (hours)	48
Cost (% of income per capita)	7.6	Credit bureau coverage (% of adults)	0.0	Border compliance (hours)	84
Minimum capital (% of income per capita)	75.7	Credit registry coverage (% of adults)	7.3	Cost to export	
				Documentary compliance (US\$)	725
Dealing with construction permits (rank)	186	Protecting minority investors (rank)	95	Border compliance (US\$)	1,113
Score for starting a business (0–100)	0.00	Score for protecting minority investors (0–100)	53.33	Time to import	
Procedures (number)	no practice	Extent of disclosure index (0–10)	7	Documentary compliance (hours)	149
Time (days)	no practice	Extent of director liability index (0–10)	5	Border compliance (hours)	141
Cost (% of warehouse value)	no practice	Ease of shareholder suits index (0–10)	3	Cost to import	
Building quality control index (0–15)	no practice	Extent of shareholder rights index (0–10)	6	Documentary compliance (US\$)	742
		Extent of ownership and control index (0–10)	5	Border compliance (US\$)	828
		Extent of corporate transparency index (0–10)	6		
Getting electricity (rank)	158	Paying taxes (rank)	85	Enforcing contracts (rank)	161
Score for getting electricity (0–100)	52.07	Score for paying taxes (0–100)	73.97	Score for enforcing contracts (0–100)	42.58
Procedures (number)	5	Payments (number per year)	20	Time (days)	872
Time (days)	146	Time (hours per year)	336	Cost (% of claim value)	29.3
Cost (% of income per capita)	223.1	Total tax and contribution rate (% of profit)	42.7	Quality of judicial processes index (0–18)	4.0
Reliability of supply and transparency of tariffs index (0–8)	0	Postfiling index (0–100)	92.20		
Registering property (rank)	157			Resolving insolvency (rank)	163
Score for registering property (0–100)	46.88			Score for resolving insolvency (0–100)	21.10
Procedures (number)	4			Time (years)	4.1
Time (days)	48			Cost (% of estate)	16.0
Cost (% of property value)	28.0			Recovery rate (cents on the dollar)	10.2
Quality of land administration index (0–30)	10.5			Strength of insolvency framework index (0–16)	5.0
TAIWAN, CHINA		East Asia & Pacific		GNI per capita (US\$)	
Ease of doing business rank (1–190)	13	Ease of doing business score (0–100)	80.90	Population	23,571,227
Starting a business (rank)	20	Getting credit (rank)	99	Trading across borders (rank)	58
Score for starting a business (0–100)	94.43	Score for getting credit (0–100)	50.00	Score for trading across borders (0–100)	84.94
Procedures (number)	3	Strength of legal rights index (0–12)	2	Time to export	
Time (days)	10	Depth of credit information index (0–8)	8	Documentary compliance (hours)	5
Cost (% of income per capita)	1.9	Credit bureau coverage (% of adults)	100.0	Border compliance (hours)	17
Minimum capital (% of income per capita)	0.0	Credit registry coverage (% of adults)	0.0	Cost to export	
				Documentary compliance (US\$)	84
✓ Dealing with construction permits (rank)	2	✓ Protecting minority investors (rank)	15	Border compliance (US\$)	335
Score for starting a business (0–100)	87.11	Score for protecting minority investors (0–100)	75.00	Time to import	
Procedures (number)	10	Extent of disclosure index (0–10)	9	Documentary compliance (hours)	4
Time (days)	82	Extent of director liability index (0–10)	5	Border compliance (hours)	47
Cost (% of warehouse value)	0.4	Ease of shareholder suits index (0–10)	7	Cost to import	
Building quality control index (0–15)	13.0	Extent of shareholder rights index (0–10)	7	Documentary compliance (US\$)	65
		Extent of ownership and control index (0–10)	7	Border compliance (US\$)	340
		Extent of corporate transparency index (0–10)	10		
Getting electricity (rank)	8	Paying taxes (rank)	29	Enforcing contracts (rank)	11
Score for getting electricity (0–100)	96.32	Score for paying taxes (0–100)	85.10	Score for enforcing contracts (0–100)	75.11
Procedures (number)	3	Payments (number per year)	11	Time (days)	510
Time (days)	22	Time (hours per year)	221	Cost (% of claim value)	18.3
Cost (% of income per capita)	38.6	Total tax and contribution rate (% of profit)	34.6	Quality of judicial processes index (0–18)	14.0
Reliability of supply and transparency of tariffs index (0–8)	7	Postfiling index (0–100)	92.21		
Registering property (rank)	19			Resolving insolvency (rank)	23
Score for registering property (0–100)	83.89			Score for resolving insolvency (0–100)	77.06
Procedures (number)	3			Time (years)	1.9
Time (days)	4			Cost (% of estate)	4.0
Cost (% of property value)	6.2			Recovery rate (cents on the dollar)	82.2
Quality of land administration index (0–30)	28.5			Strength of insolvency framework index (0–16)	10.5

Note: Most indicator sets refer to a case scenario in the largest business city of an economy, though for 11 economies the data are a population-weighted average for the two largest business cities. For some indicators a result of “no practice” may be recorded for an economy; see the data notes for more details. In starting a business, procedures (number), time (days) and cost (% of income per capita) are calculated as the average of both men and women. For the postfiling index, a result of “not applicable” may be recorded for an economy.

✓ Reform making it easier to do business ✗ Change making it more difficult to do business

TAJIKISTAN		Europe & Central Asia		GNI per capita (US\$)	
Ease of doing business rank (1–190)	126	Ease of doing business score (0–100)	57.11	Population	8,921,343
Starting a business (rank)	60	Getting credit (rank)	124	✓ Trading across borders (rank)	148
Score for starting a business (0–100)	90.70	Score for getting credit (0–100)	40.00	Score for trading across borders (0–100)	59.06
Procedures (number)	4	Strength of legal rights index (0–12)	1	Time to export	
Time (days)	11	Depth of credit information index (0–8)	7	Documentary compliance (hours)	66
Cost (% of income per capita)	18.0	Credit bureau coverage (% of adults)	44.9	Border compliance (hours)	51
Minimum capital (% of income per capita)	0.0	Credit registry coverage (% of adults)	0.0	Cost to export	
				Documentary compliance (US\$)	330
Dealing with construction permits (rank)	135	Protecting minority investors (rank)	38	Border compliance (US\$)	313
Score for dealing with construction permits (0–100)	61.26	Score for protecting minority investors (0–100)	66.67	Time to import	
Procedures (number)	25	Extent of disclosure index (0–10)	8	Documentary compliance (hours)	126
Time (days)	182	Extent of director liability index (0–10)	6	Border compliance (hours)	107
Cost (% of warehouse value)	2.0	Ease of shareholder suits index (0–10)	6	Cost to import	
Building quality control index (0–15)	12.0	Extent of shareholder rights index (0–10)	9	Documentary compliance (US\$)	260
		Extent of ownership and control index (0–10)	4	Border compliance (US\$)	223
		Extent of corporate transparency index (0–10)	7		
Getting electricity (rank)	173	Paying taxes (rank)	136	Enforcing contracts (rank)	61
Score for getting electricity (0–100)	34.74	Score for getting credit (0–100)	61.35	Score for enforcing contracts (0–100)	62.56
Procedures (number)	9	Score for paying taxes (0–100)	6	Time (days)	430
Time (days)	133	Payments (number per year)	6	Cost (% of claim value)	25.5
Cost (% of income per capita)	893.0	Time (hours per year)	224	Quality of judicial processes index (0–18)	7.5
Reliability of supply and transparency of tariffs index (0–8)	0	Total tax and contribution rate (% of profit)	67.3		
		Postfiling index (0–100)	40.40	Resolving insolvency (rank)	146
Registering property (rank)	91			Score for resolving insolvency (0–100)	30.90
Score for registering property (0–100)	63.86			Time (years)	1.7
Procedures (number)	5			Cost (% of estate)	9.0
Time (days)	36			Recovery rate (cents on the dollar)	34.2
Cost (% of property value)	2.9			Strength of insolvency framework index (0–16)	4.0
Quality of land administration index (0–30)	7.5				
TANZANIA		Sub-Saharan Africa		GNI per capita (US\$)	
Ease of doing business rank (1–190)	144	Ease of doing business score (0–100)	53.63	Population	57,310,019
✓ Starting a business (rank)	163	Getting credit (rank)	60	Trading across borders (rank)	183
Score for starting a business (0–100)	72.65	Score for getting credit (0–100)	65.00	Score for trading across borders (0–100)	20.21
Procedures (number)	10	Strength of legal rights index (0–12)	5	Time to export	
Time (days)	27.5	Depth of credit information index (0–8)	8	Documentary compliance (hours)	96
Cost (% of income per capita)	58.7	Credit bureau coverage (% of adults)	6.0	Border compliance (hours)	96
Minimum capital (% of income per capita)	0.0	Credit registry coverage (% of adults)	0.0	Cost to export	
				Documentary compliance (US\$)	275
Dealing with construction permits (rank)	150	Protecting minority investors (rank)	131	Border compliance (US\$)	1,160
Score for dealing with construction permits (0–100)	57.10	Score for protecting minority investors (0–100)	45.00	Time to import	
Procedures (number)	24	Extent of disclosure index (0–10)	2	Documentary compliance (hours)	240
Time (days)	184	Extent of director liability index (0–10)	6	Border compliance (hours)	402
Cost (% of warehouse value)	6.0	Ease of shareholder suits index (0–10)	8	Cost to import	
Building quality control index (0–15)	12.0	Extent of shareholder rights index (0–10)	4	Documentary compliance (US\$)	375
		Extent of ownership and control index (0–10)	2	Border compliance (US\$)	1,350
		Extent of corporate transparency index (0–10)	5		
Getting electricity (rank)	83	Paying taxes (rank)	167	Enforcing contracts (rank)	64
Score for getting electricity (0–100)	74.61	Score for getting credit (0–100)	50.85	Score for enforcing contracts (0–100)	61.66
Procedures (number)	4	Score for paying taxes (0–100)	60	Time (days)	515
Time (days)	105	Payments (number per year)	60	Cost (% of claim value)	14.3
Cost (% of income per capita)	775.2	Time (hours per year)	207	Quality of judicial processes index (0–18)	6.0
Reliability of supply and transparency of tariffs index (0–8)	5	Total tax and contribution rate (% of profit)	44.0		
		Postfiling index (0–100)	48.39	Resolving insolvency (rank)	117
Registering property (rank)	146			Score for resolving insolvency (0–100)	39.04
Score for registering property (0–100)	50.14			Time (years)	3.0
Procedures (number)	8			Cost (% of estate)	22.0
Time (days)	67			Recovery rate (cents on the dollar)	20.3
Cost (% of property value)	5.2			Strength of insolvency framework index (0–16)	9.0
Quality of land administration index (0–30)	7.5				
THAILAND		East Asia & Pacific		GNI per capita (US\$)	
Ease of doing business rank (1–190)	27	Ease of doing business score (0–100)	78.45	Population	69,037,513
✓ Starting a business (rank)	39	Getting credit (rank)	44	✓ Trading across borders (rank)	59
Score for starting a business (0–100)	92.72	Score for getting credit (0–100)	70.00	Score for trading across borders (0–100)	84.65
Procedures (number)	5	Strength of legal rights index (0–12)	7	Time to export	
Time (days)	4.5	Depth of credit information index (0–8)	7	Documentary compliance (hours)	11
Cost (% of income per capita)	3.1	Credit bureau coverage (% of adults)	60.2	Border compliance (hours)	44
Minimum capital (% of income per capita)	0.0	Credit registry coverage (% of adults)	0.0	Cost to export	
				Documentary compliance (US\$)	97
Dealing with construction permits (rank)	67	Protecting minority investors (rank)	15	Border compliance (US\$)	223
Score for dealing with construction permits (0–100)	71.86	Score for protecting minority investors (0–100)	75.00	Time to import	
Procedures (number)	19	Extent of disclosure index (0–10)	10	Documentary compliance (hours)	4
Time (days)	118	Extent of director liability index (0–10)	7	Border compliance (hours)	50
Cost (% of warehouse value)	0.7	Ease of shareholder suits index (0–10)	8	Cost to import	
Building quality control index (0–15)	11.0	Extent of shareholder rights index (0–10)	6	Documentary compliance (US\$)	43
		Extent of ownership and control index (0–10)	7	Border compliance (US\$)	233
		Extent of corporate transparency index (0–10)	7		
✓ Getting electricity (rank)	6	✓ Paying taxes (rank)	59	Enforcing contracts (rank)	35
Score for getting electricity (0–100)	98.57	Score for getting credit (0–100)	77.72	Score for enforcing contracts (0–100)	67.91
Procedures (number)	3	Score for paying taxes (0–100)	21	Time (days)	420
Time (days)	30	Payments (number per year)	21	Cost (% of claim value)	16.9
Cost (% of income per capita)	40.4	Time (hours per year)	229	Quality of judicial processes index (0–18)	8.5
Reliability of supply and transparency of tariffs index (0–8)	8	Total tax and contribution rate (% of profit)	29.5		
		Postfiling index (0–100)	73.41	Resolving insolvency (rank)	24
Registering property (rank)	66			Score for resolving insolvency (0–100)	76.64
Score for registering property (0–100)	69.47			Time (years)	1.5
Procedures (number)	5			Cost (% of estate)	18.0
Time (days)	9			Recovery rate (cents on the dollar)	69.8
Cost (% of property value)	7.2			Strength of insolvency framework index (0–16)	12.5
Quality of land administration index (0–30)	19.0				

Note: Most indicator sets refer to a case scenario in the largest business city of an economy, though for 11 economies the data are a population-weighted average for the two largest business cities. For some indicators a result of “no practice” may be recorded for an economy; see the data notes for more details. In starting a business, procedures (number), time (days) and cost (% of income per capita) are calculated as the average of both men and women. For the postfiling index, a result of “not applicable” may be recorded for an economy.

✓ Reform making it easier to do business ✗ Change making it more difficult to do business

TIMOR-LESTE		East Asia & Pacific		GNI per capita (US\$)	
Ease of doing business rank (1–190)	178	Ease of doing business score (0–100)	41.60	Population	1,296,311
✓ Starting a business (rank)	68	Getting credit (rank)	172	Trading across borders (rank)	104
Score for starting a business (0–100)	89.41	Score for getting credit (0–100)	20.00	Score for trading across borders (0–100)	69.90
Procedures (number)	6	Strength of legal rights index (0–12)	0	Time to export	
Time (days)	13	Depth of credit information index (0–8)	4	Documentary compliance (hours)	33
Cost (% of income per capita)	0.6	Credit bureau coverage (% of adults)	0.0	Border compliance (hours)	96
Minimum capital (% of income per capita)	0.2	Credit registry coverage (% of adults)	7.2	Cost to export	
				Documentary compliance (US\$)	100
Dealing with construction permits (rank)	161	Protecting minority investors (rank)	99	Border compliance (US\$)	350
Score for dealing with construction permits (0–100)	55.33	Score for protecting minority investors (0–100)	51.67	Time to import	
Procedures (number)	16	Extent of disclosure index (0–10)	5	Documentary compliance (hours)	44
Time (days)	207	Extent of director liability index (0–10)	4	Border compliance (hours)	100
Cost (% of warehouse value)	0.5	Ease of shareholder suits index (0–10)	5	Cost to import	
Building quality control index (0–15)	3.0	Extent of shareholder rights index (0–10)	8	Documentary compliance (US\$)	115
		Extent of ownership and control index (0–10)	4	Border compliance (US\$)	410
		Extent of corporate transparency index (0–10)	5		
Getting electricity (rank)	123	Paying taxes (rank)	140	Enforcing contracts (rank)	190
Score for getting electricity (0–100)	63.24	Score for paying taxes (0–100)	60.32	Score for enforcing contracts (0–100)	6.13
Procedures (number)	3	Payments (number per year)	18	Time (days)	1,285
Time (days)	93	Time (hours per year)	276	Cost (% of claim value)	163.2
Cost (% of income per capita)	1,170.2	Total tax and contribution rate (% of profit)	11.2	Quality of judicial processes index (0–18)	2.5
Reliability of supply and transparency of tariffs index (0–8)	0	Postfiling index (0–100)	1.38		
Registering property (rank)	187			Resolving insolvency (rank)	168
Score for registering property (0–100)	0.00			Score for resolving insolvency (0–100)	0.00
Procedures (number)	no practice			Time (years)	no practice
Time (days)	no practice			Cost (% of estate)	no practice
Cost (% of property value)	no practice			Recovery rate (cents on the dollar)	0.0
Quality of land administration index (0–30)	no practice			Strength of insolvency framework index (0–16)	0.0
TOGO		Sub-Saharan Africa		GNI per capita (US\$)	
Ease of doing business rank (1–190)	137	Ease of doing business score (0–100)	55.20	Population	7,797,694
✓ Starting a business (rank)	74	Getting credit (rank)	144	Trading across borders (rank)	129
Score for starting a business (0–100)	88.70	Score for getting credit (0–100)	30.00	Score for trading across borders (0–100)	63.66
Procedures (number)	4	Strength of legal rights index (0–12)	6	Time to export	
Time (days)	5.5	Depth of credit information index (0–8)	0	Documentary compliance (hours)	11
Cost (% of income per capita)	41.7	Credit bureau coverage (% of adults)	0.4	Border compliance (hours)	67
Minimum capital (% of income per capita)	6.7	Credit registry coverage (% of adults)	0.6	Cost to export	
				Documentary compliance (US\$)	25
✓ Dealing with construction permits (rank)	133	Protecting minority investors (rank)	149	Border compliance (US\$)	163
Score for dealing with construction permits (0–100)	61.79	Score for protecting minority investors (0–100)	40.00	Time to import	
Procedures (number)	11	Extent of disclosure index (0–10)	7	Documentary compliance (hours)	180
Time (days)	163	Extent of director liability index (0–10)	1	Border compliance (hours)	168
Cost (% of warehouse value)	8.5	Ease of shareholder suits index (0–10)	5	Cost to import	
Building quality control index (0–15)	8.0	Extent of shareholder rights index (0–10)	4	Documentary compliance (US\$)	252
		Extent of ownership and control index (0–10)	3	Border compliance (US\$)	612
		Extent of corporate transparency index (0–10)	4		
✓ Getting electricity (rank)	105	✓ Paying taxes (rank)	172	✓ Enforcing contracts (rank)	137
Score for getting electricity (0–100)	69.96	Score for paying taxes (0–100)	47.33	Score for enforcing contracts (0–100)	49.02
Procedures (number)	3	Payments (number per year)	49	Time (days)	488
Time (days)	66	Time (hours per year)	159	Cost (% of claim value)	47.5
Cost (% of income per capita)	2,979.8	Total tax and contribution rate (% of profit)	48.2	Quality of judicial processes index (0–18)	5.5
Reliability of supply and transparency of tariffs index (0–8)	3	Postfiling index (0–100)	14.85		
✓ Registering property (rank)	127			Resolving insolvency (rank)	86
Score for registering property (0–100)	54.88			Score for resolving insolvency (0–100)	46.65
Procedures (number)	5			Time (years)	3.0
Time (days)	84			Cost (% of estate)	15.0
Cost (% of property value)	5.9			Recovery rate (cents on the dollar)	34.4
Quality of land administration index (0–30)	9.5			Strength of insolvency framework index (0–16)	9.0
TONGA		East Asia & Pacific		GNI per capita (US\$)	
Ease of doing business rank (1–190)	91	Ease of doing business score (0–100)	63.59	Population	108,020
Starting a business (rank)	58	Getting credit (rank)	44	Trading across borders (rank)	94
Score for starting a business (0–100)	90.88	Score for getting credit (0–100)	70.00	Score for trading across borders (0–100)	72.64
Procedures (number)	4	Strength of legal rights index (0–12)	10	Time to export	
Time (days)	16	Depth of credit information index (0–8)	4	Documentary compliance (hours)	108
Cost (% of income per capita)	6.5	Credit bureau coverage (% of adults)	23.3	Border compliance (hours)	52
Minimum capital (% of income per capita)	0.0	Credit registry coverage (% of adults)	0.0	Cost to export	
				Documentary compliance (US\$)	70
Dealing with construction permits (rank)	16	Protecting minority investors (rank)	140	Border compliance (US\$)	201
Score for dealing with construction permits (0–100)	81.05	Score for protecting minority investors (0–100)	41.67	Time to import	
Procedures (number)	13	Extent of disclosure index (0–10)	3	Documentary compliance (hours)	72
Time (days)	77	Extent of director liability index (0–10)	3	Border compliance (hours)	26
Cost (% of warehouse value)	1.8	Ease of shareholder suits index (0–10)	9	Cost to import	
Building quality control index (0–15)	12.0	Extent of shareholder rights index (0–10)	2	Documentary compliance (US\$)	148
		Extent of ownership and control index (0–10)	2	Border compliance (US\$)	330
		Extent of corporate transparency index (0–10)	6		
Getting electricity (rank)	90	Paying taxes (rank)	100	Enforcing contracts (rank)	94
Score for getting electricity (0–100)	73.18	Score for paying taxes (0–100)	70.56	Score for enforcing contracts (0–100)	57.32
Procedures (number)	5	Payments (number per year)	30	Time (days)	350
Time (days)	42	Time (hours per year)	200	Cost (% of claim value)	30.5
Cost (% of income per capita)	83.0	Total tax and contribution rate (% of profit)	27.5	Quality of judicial processes index (0–18)	4.5
Reliability of supply and transparency of tariffs index (0–8)	3	Postfiling index (0–100)	52.53		
Registering property (rank)	163			Resolving insolvency (rank)	137
Score for registering property (0–100)	44.64			Score for resolving insolvency (0–100)	33.99
Procedures (number)	4			Time (years)	2.7
Time (days)	112			Cost (% of estate)	22.0
Cost (% of property value)	15.1			Recovery rate (cents on the dollar)	28.3
Quality of land administration index (0–30)	17.0			Strength of insolvency framework index (0–16)	6.0

Note: Most indicator sets refer to a case scenario in the largest business city of an economy, though for 11 economies the data are a population-weighted average for the two largest business cities. For some indicators a result of “no practice” may be recorded for an economy; see the data notes for more details. In starting a business, procedures (number), time (days) and cost (% of income per capita) are calculated as the average of both men and women. For the postfiling index, a result of “not applicable” may be recorded for an economy.

✓ Reform making it easier to do business ✗ Change making it more difficult to do business

TRINIDAD AND TOBAGO		Latin America & Caribbean		GNI per capita (US\$)	
Ease of doing business rank (1–190)	105	Ease of doing business score (0–100)	60.81	Population	1,369,125
Starting a business (rank)	76	Getting credit (rank)	60	Trading across borders (rank)	130
Score for starting a business (0–100)	88.57	Score for getting credit (0–100)	65.00	Score for trading across borders (0–100)	62.60
Procedures (number)	7	Strength of legal rights index (0–12)	7	Time to export	
Time (days)	10.5	Depth of credit information index (0–8)	6	Documentary compliance (hours)	32
Cost (% of income per capita)	0.7	Credit bureau coverage (% of adults)	79.2	Border compliance (hours)	60
Minimum capital (% of income per capita)	0.0	Credit registry coverage (% of adults)	0.0	Cost to export	
				Documentary compliance (US\$)	250
Dealing with construction permits (rank)	125	Protecting minority investors (rank)	57	Border compliance (US\$)	499
Score for dealing with construction permits (0–100)	64.20	Score for protecting minority investors (0–100)	61.67	Time to import	
Procedures (number)	16	Extent of disclosure index (0–10)	4	Documentary compliance (hours)	44
Time (days)	253	Extent of director liability index (0–10)	9	Border compliance (hours)	78
Cost (% of warehouse value)	0.1	Ease of shareholder suits index (0–10)	8	Cost to import	
Building quality control index (0–15)	10.0	Extent of shareholder rights index (0–10)	8	Documentary compliance (US\$)	250
		Extent of ownership and control index (0–10)	5	Border compliance (US\$)	635
		Extent of corporate transparency index (0–10)	3		
Getting electricity (rank)	41	✗ Paying taxes (rank)	166	Enforcing contracts (rank)	174
Score for getting electricity (0–100)	84.30	Score for paying taxes (0–100)	50.97	Score for enforcing contracts (0–100)	35.62
Procedures (number)	4	Payments (number per year)	39	Time (days)	1,340
Time (days)	61	Time (hours per year)	210	Cost (% of claim value)	33.5
Cost (% of income per capita)	199.0	Total tax and contribution rate (% of profit)	39.7	Quality of judicial processes index (0–18)	8.0
Reliability of supply and transparency of tariffs index (0–8)	6	Postfiling index (0–100)	8.00		
Registering property (rank)	158			Resolving insolvency (rank)	77
Score for registering property (0–100)	46.66			Score for resolving insolvency (0–100)	48.48
Procedures (number)	9			Time (years)	2.5
Time (days)	77			Cost (% of estate)	25.0
Cost (% of property value)	7.1			Recovery rate (cents on the dollar)	26.2
Quality of land administration index (0–30)	11.0			Strength of insolvency framework index (0–16)	11.0
TUNISIA		Middle East & North Africa		GNI per capita (US\$)	
Ease of doing business rank (1–190)	80	Ease of doing business score (0–100)	66.11	Population	11,532,127
✓ Starting a business (rank)	63	Getting credit (rank)	99	Trading across borders (rank)	101
Score for starting a business (0–100)	90.23	Score for getting credit (0–100)	50.00	Score for trading across borders (0–100)	70.50
Procedures (number)	6	Strength of legal rights index (0–12)	3	Time to export	
Time (days)	8	Depth of credit information index (0–8)	7	Documentary compliance (hours)	3
Cost (% of income per capita)	4.3	Credit bureau coverage (% of adults)	0.0	Border compliance (hours)	50
Minimum capital (% of income per capita)	0.0	Credit registry coverage (% of adults)	28.8	Cost to export	
				Documentary compliance (US\$)	200
Dealing with construction permits (rank)	77	✓ Protecting minority investors (rank)	83	Border compliance (US\$)	469
Score for dealing with construction permits (0–100)	70.66	Score for protecting minority investors (0–100)	56.67	Time to import	
Procedures (number)	17	Extent of disclosure index (0–10)	6	Documentary compliance (hours)	27
Time (days)	95	Extent of director liability index (0–10)	7	Border compliance (hours)	80
Cost (% of warehouse value)	5.9	Ease of shareholder suits index (0–10)	5	Cost to import	
Building quality control index (0–15)	12.0	Extent of shareholder rights index (0–10)	5	Documentary compliance (US\$)	144
		Extent of ownership and control index (0–10)	4	Border compliance (US\$)	596
		Extent of corporate transparency index (0–10)	7		
Getting electricity (rank)	51	✓ Paying taxes (rank)	133	Enforcing contracts (rank)	80
Score for getting electricity (0–100)	82.42	Score for paying taxes (0–100)	62.25	Score for enforcing contracts (0–100)	59.33
Procedures (number)	4	Payments (number per year)	8	Time (days)	565
Time (days)	65	Time (hours per year)	144	Cost (% of claim value)	21.8
Cost (% of income per capita)	664.8	Total tax and contribution rate (% of profit)	60.2	Quality of judicial processes index (0–18)	7.0
Reliability of supply and transparency of tariffs index (0–8)	6	Postfiling index (0–100)	22.91		
✓ Registering property (rank)	87			Resolving insolvency (rank)	67
Score for registering property (0–100)	64.89			Score for resolving insolvency (0–100)	54.19
Procedures (number)	4			Time (years)	1.3
Time (days)	39			Cost (% of estate)	7.0
Cost (% of property value)	6.1			Recovery rate (cents on the dollar)	51.3
Quality of land administration index (0–30)	13.0			Strength of insolvency framework index (0–16)	8.5
TURKEY		Europe & Central Asia		GNI per capita (US\$)	
Ease of doing business rank (1–190)	43	Ease of doing business score (0–100)	74.33	Population	80,745,020
✓ Starting a business (rank)	78	✓ Getting credit (rank)	32	✓ Trading across borders (rank)	42
Score for starting a business (0–100)	88.21	Score for getting credit (0–100)	75.00	Score for trading across borders (0–100)	90.27
Procedures (number)	7	Strength of legal rights index (0–12)	7	Time to export	
Time (days)	7	Depth of credit information index (0–8)	8	Documentary compliance (hours)	4
Cost (% of income per capita)	10.6	Credit bureau coverage (% of adults)	0.0	Border compliance (hours)	16
Minimum capital (% of income per capita)	0.0	Credit registry coverage (% of adults)	77.7	Cost to export	
				Documentary compliance (US\$)	55
✓ Dealing with construction permits (rank)	59	Protecting minority investors (rank)	26	Border compliance (US\$)	358
Score for dealing with construction permits (0–100)	73.19	Score for protecting minority investors (0–100)	71.67	Time to import	
Procedures (number)	18	Extent of disclosure index (0–10)	9	Documentary compliance (hours)	3
Time (days)	103	Extent of director liability index (0–10)	5	Border compliance (hours)	11
Cost (% of warehouse value)	3.9	Ease of shareholder suits index (0–10)	6	Cost to import	
Building quality control index (0–15)	13.0	Extent of shareholder rights index (0–10)	8	Documentary compliance (US\$)	80
		Extent of ownership and control index (0–10)	7	Border compliance (US\$)	46
		Extent of corporate transparency index (0–10)	8		
Getting electricity (rank)	60	✓ Paying taxes (rank)	80	✓ Enforcing contracts (rank)	19
Score for getting electricity (0–100)	81.23	Score for paying taxes (0–100)	74.65	Score for enforcing contracts (0–100)	71.78
Procedures (number)	4	Payments (number per year)	10	Time (days)	609
Time (days)	55	Time (hours per year)	170	Cost (% of claim value)	24.9
Cost (% of income per capita)	389.5	Total tax and contribution rate (% of profit)	40.9	Quality of judicial processes index (0–18)	15.0
Reliability of supply and transparency of tariffs index (0–8)	5	Postfiling index (0–100)	50.00		
✗ Registering property (rank)	39			✓ Resolving insolvency (rank)	109
Score for registering property (0–100)	76.58			Score for resolving insolvency (0–100)	40.71
Procedures (number)	6			Time (years)	5.0
Time (days)	5			Cost (% of estate)	14.5
Cost (% of property value)	4.0			Recovery rate (cents on the dollar)	14.7
Quality of land administration index (0–30)	23.0			Strength of insolvency framework index (0–16)	10.5

Note: Most indicator sets refer to a case scenario in the largest business city of an economy, though for 11 economies the data are a population-weighted average for the two largest business cities. For some indicators a result of “no practice” may be recorded for an economy; see the data notes for more details. In starting a business, procedures (number), time (days) and cost (% of income per capita) are calculated as the average of both men and women. For the postfiling index, a result of “not applicable” may be recorded for an economy.

✓ Reform making it easier to do business ✗ Change making it more difficult to do business

UGANDA		Sub-Saharan Africa		GNI per capita (US\$)	
Ease of doing business rank (1–190)	127	Ease of doing business score (0–100)	57.06	Population	42,862,958
Starting a business (rank)	164	Getting credit (rank)	73	✓ Trading across borders (rank)	119
Score for starting a business (0–100)	72.25	Score for getting credit (0–100)	60.00	Score for trading across borders (0–100)	66.73
Procedures (number)	13	Strength of legal rights index (0–12)	5	Time to export	
Time (days)	24	Depth of credit information index (0–8)	7	Documentary compliance (hours)	24
Cost (% of income per capita)	33.6	Credit bureau coverage (% of adults)	6.6	Border compliance (hours)	59
Minimum capital (% of income per capita)	0.0	Credit registry coverage (% of adults)	0.0	Cost to export	
				Documentary compliance (US\$)	102
Dealing with construction permits (rank)	145	Protecting minority investors (rank)	110	Border compliance (US\$)	209
Score for dealing with construction permits (0–100)	58.93	Score for protecting minority investors (0–100)	50.00	Time to import	
Procedures (number)	18	Extent of disclosure index (0–10)	3	Documentary compliance (hours)	96
Time (days)	114	Extent of director liability index (0–10)	5	Border compliance (hours)	145
Cost (% of warehouse value)	8.1	Ease of shareholder suits index (0–10)	7	Cost to import	
Building quality control index (0–15)	8.0	Extent of shareholder rights index (0–10)	4	Documentary compliance (US\$)	296
		Extent of ownership and control index (0–10)	5	Border compliance (US\$)	447
Getting electricity (rank)	175	Extent of corporate transparency index (0–10)	6	Enforcing contracts (rank)	71
Score for getting electricity (0–100)	34.09			Score for enforcing contracts (0–100)	60.60
Procedures (number)	6	Paying taxes (rank)	87	Time (days)	490
Time (days)	66	Score for paying taxes (0–100)	73.10	Cost (% of claim value)	31.3
Cost (% of income per capita)	7,513.6	Payments (number per year)	31	Quality of judicial processes index (0–18)	8.5
Reliability of supply and transparency of tariffs index (0–8)	0	Time (hours per year)	195		
Registering property (rank)	126	Total tax and contribution rate (% of profit)	33.7	Resolving insolvency (rank)	112
Score for registering property (0–100)	54.99	Postfiling index (0–100)	72.28	Score for resolving insolvency (0–100)	39.89
Procedures (number)	10			Time (years)	2.2
Time (days)	42			Cost (% of estate)	29.5
Cost (% of property value)	3.1			Recovery rate (cents on the dollar)	39.3
Quality of land administration index (0–30)	10.5			Strength of insolvency framework index (0–16)	6.0
UKRAINE		Europe & Central Asia		GNI per capita (US\$)	
Ease of doing business rank (1–190)	71	Ease of doing business score (0–100)	68.25	Population	44,831,159
Starting a business (rank)	56	Getting credit (rank)	32	✓ Trading across borders (rank)	78
Score for starting a business (0–100)	91.07	Score for getting credit (0–100)	75.00	Score for trading across borders (0–100)	77.62
Procedures (number)	6	Strength of legal rights index (0–12)	8	Time to export	
Time (days)	6.5	Depth of credit information index (0–8)	7	Documentary compliance (hours)	66
Cost (% of income per capita)	0.6	Credit bureau coverage (% of adults)	45.9	Border compliance (hours)	6
Minimum capital (% of income per capita)	0.0	Credit registry coverage (% of adults)	0.0	Cost to export	
✗ Dealing with construction permits (rank)	30	✓ Protecting minority investors (rank)	72	Documentary compliance (US\$)	192
Score for dealing with construction permits (0–100)	76.91	Score for protecting minority investors (0–100)	58.33	Border compliance (US\$)	75
Procedures (number)	11	Extent of disclosure index (0–10)	8	Time to import	
Time (days)	85	Extent of director liability index (0–10)	2	Documentary compliance (hours)	96
Cost (% of warehouse value)	6.3	Ease of shareholder suits index (0–10)	6	Border compliance (hours)	32
Building quality control index (0–15)	12.0	Extent of shareholder rights index (0–10)	5	Cost to import	
		Extent of ownership and control index (0–10)	6	Documentary compliance (US\$)	162
Getting electricity (rank)	135	Extent of corporate transparency index (0–10)	8	Border compliance (US\$)	100
Score for getting electricity (0–100)	59.17	Paying taxes (rank)	54	✓ Enforcing contracts (rank)	57
Procedures (number)	5	Score for paying taxes (0–100)	79.35	Score for enforcing contracts (0–100)	63.59
Time (days)	281	Payments (number per year)	5	Time (days)	378
Cost (% of income per capita)	402.5	Time (hours per year)	327.5	Cost (% of claim value)	46.3
Reliability of supply and transparency of tariffs index (0–8)	6	Total tax and contribution rate (% of profit)	41.7	Quality of judicial processes index (0–18)	11.5
Registering property (rank)	63	Postfiling index (0–100)	85.95	Resolving insolvency (rank)	145
Score for registering property (0–100)	69.74			Score for resolving insolvency (0–100)	31.72
Procedures (number)	7			Time (years)	2.9
Time (days)	17			Cost (% of estate)	40.5
Cost (% of property value)	1.8			Recovery rate (cents on the dollar)	9.6
Quality of land administration index (0–30)	14.5			Strength of insolvency framework index (0–16)	8.5
UNITED ARAB EMIRATES		Middle East & North Africa		GNI per capita (US\$)	
Ease of doing business rank (1–190)	11	Ease of doing business score (0–100)	81.28	Population	9,400,145
✓ Starting a business (rank)	25	✓ Getting credit (rank)	44	Trading across borders (rank)	98
Score for starting a business (0–100)	94.06	Score for getting credit (0–100)	70.00	Score for trading across borders (0–100)	71.50
Procedures (number)	2.5	Strength of legal rights index (0–12)	6	Time to export	
Time (days)	4	Depth of credit information index (0–8)	8	Documentary compliance (hours)	6
Cost (% of income per capita)	22.8	Credit bureau coverage (% of adults)	53.6	Border compliance (hours)	27
Minimum capital (% of income per capita)	0.0	Credit registry coverage (% of adults)	10.8	Cost to export	
Dealing with construction permits (rank)	5	Protecting minority investors (rank)	15	Documentary compliance (US\$)	178
Score for dealing with construction permits (0–100)	86.41	Score for protecting minority investors (0–100)	75.00	Border compliance (US\$)	462
Procedures (number)	14	Extent of disclosure index (0–10)	10	Time to import	
Time (days)	50.5	Extent of director liability index (0–10)	9	Documentary compliance (hours)	12
Cost (% of warehouse value)	2.3	Ease of shareholder suits index (0–10)	4	Border compliance (hours)	54
Building quality control index (0–15)	15.0	Extent of shareholder rights index (0–10)	6	Cost to import	
✓ Getting electricity (rank)	1	Extent of ownership and control index (0–10)	9	Documentary compliance (US\$)	283
Score for getting electricity (0–100)	100.00	Extent of corporate transparency index (0–10)	7	Border compliance (US\$)	678
Procedures (number)	2	Paying taxes (rank)	2	Enforcing contracts (rank)	9
Time (days)	10	Score for paying taxes (0–100)	99.44	Score for enforcing contracts (0–100)	75.88
Cost (% of income per capita)	0.0	Payments (number per year)	4	Time (days)	445
Reliability of supply and transparency of tariffs index (0–8)	8	Time (hours per year)	12	Cost (% of claim value)	21.0
✓ Registering property (rank)	7	Total tax and contribution rate (% of profit)	15.9	Quality of judicial processes index (0–18)	14.0
Score for registering property (0–100)	90.88	Postfiling index (0–100)	not applicable	Resolving insolvency (rank)	75
Procedures (number)	2			Score for resolving insolvency (0–100)	49.67
Time (days)	1.5			Time (years)	3.2
Cost (% of property value)	0.2			Cost (% of estate)	20.0
Quality of land administration index (0–30)	22.0			Recovery rate (cents on the dollar)	28.4
				Strength of insolvency framework index (0–16)	11.0

Note: Most indicator sets refer to a case scenario in the largest business city of an economy, though for 11 economies the data are a population-weighted average for the two largest business cities. For some indicators a result of “no practice” may be recorded for an economy; see the data notes for more details. In starting a business, procedures (number), time (days) and cost (% of income per capita) are calculated as the average of both men and women. For the postfiling index, a result of “not applicable” may be recorded for an economy.

✓ Reform making it easier to do business ✗ Change making it more difficult to do business

UNITED KINGDOM		OECD high income		GNI per capita (US\$)	
Ease of doing business rank (1–190)	9	Ease of doing business score (0–100)	82.65	Population	66,022,273
Starting a business (rank)	19	Getting credit (rank)	32	Trading across borders (rank)	30
Score for starting a business (0–100)	94.58	Score for getting credit (0–100)	75.00	Score for trading across borders (0–100)	93.76
Procedures (number)	4	Strength of legal rights index (0–12)	7	Time to export	
Time (days)	4.5	Depth of credit information index (0–8)	8	Documentary compliance (hours)	4
Cost (% of income per capita)	0.0	Credit bureau coverage (% of adults)	100.0	Border compliance (hours)	24
Minimum capital (% of income per capita)	0.0	Credit registry coverage (% of adults)	0.0	Cost to export	
				Documentary compliance (US\$)	25
Dealing with construction permits (rank)	17	Protecting minority investors (rank)	15	Border compliance (US\$)	280
Score for dealing with construction permits (0–100)	80.29	Score for protecting minority investors (0–100)	75.00	Time to import	
Procedures (number)	9	Extent of disclosure index (0–10)	10	Documentary compliance (hours)	2
Time (days)	86	Extent of director liability index (0–10)	7	Border compliance (hours)	3
Cost (% of warehouse value)	1.1	Ease of shareholder suits index (0–10)	8	Cost to import	
Building quality control index (0–15)	9.0	Extent of shareholder rights index (0–10)	7	Documentary compliance (US\$)	0
		Extent of ownership and control index (0–10)	5	Border compliance (US\$)	0
		Extent of corporate transparency index (0–10)	8		
✓ Getting electricity (rank)	7	Paying taxes (rank)	23	Enforcing contracts (rank)	32
Score for getting electricity (0–100)	96.45	Score for getting credit (0–100)	87.14	Score for enforcing contracts (0–100)	68.69
Procedures (number)	3	Payments (number per year)	8	Time (days)	437
Time (days)	50	Time (hours per year)	105	Cost (% of claim value)	45.7
Cost (% of income per capita)	23.9	Total tax and contribution rate (% of profit)	30.0	Quality of judicial processes index (0–18)	15.0
Reliability of supply and transparency of tariffs index (0–8)	8	Postfiling index (0–100)	71.00		
Registering property (rank)	42			Resolving insolvency (rank)	14
Score for registering property (0–100)	75.34			Score for resolving insolvency (0–100)	80.27
Procedures (number)	6			Time (years)	1.0
Time (days)	21.5			Cost (% of estate)	6.0
Cost (% of property value)	4.8			Recovery rate (cents on the dollar)	85.3
Quality of land administration index (0–30)	25.5			Strength of insolvency framework index (0–16)	11.0
UNITED STATES		OECD high income		GNI per capita (US\$)	
Ease of doing business rank (1–190)	8	Ease of doing business score (0–100)	82.75	Population	325,719,178
Starting a business (rank)	53	Getting credit (rank)	3	Trading across borders (rank)	36
Score for starting a business (0–100)	91.23	Score for getting credit (0–100)	95.00	Score for trading across borders (0–100)	92.01
Procedures (number)	6	Strength of legal rights index (0–12)	11	Time to export	
Time (days)	5.6	Depth of credit information index (0–8)	8	Documentary compliance (hours)	1.5
Cost (% of income per capita)	1.0	Credit bureau coverage (% of adults)	100.0	Border compliance (hours)	1.5
Minimum capital (% of income per capita)	0.0	Credit registry coverage (% of adults)	0.0	Cost to export	
				Documentary compliance (US\$)	60
Dealing with construction permits (rank)	26	Protecting minority investors (rank)	50	Border compliance (US\$)	175
Score for dealing with construction permits (0–100)	77.88	Score for protecting minority investors (0–100)	64.67	Time to import	
Procedures (number)	15.8	Extent of disclosure index (0–10)	7.4	Documentary compliance (hours)	7.5
Time (days)	80.6	Extent of director liability index (0–10)	8.6	Border compliance (hours)	1.5
Cost (% of warehouse value)	0.8	Ease of shareholder suits index (0–10)	9	Cost to import	
Building quality control index (0–15)	11.2	Extent of shareholder rights index (0–10)	4	Documentary compliance (US\$)	100
		Extent of ownership and control index (0–10)	4.4	Border compliance (US\$)	175
		Extent of corporate transparency index (0–10)	5.4		
Getting electricity (rank)	54	Paying taxes (rank)	37	Enforcing contracts (rank)	16
Score for getting electricity (0–100)	82.15	Score for getting credit (0–100)	84.14	Score for enforcing contracts (0–100)	72.61
Procedures (number)	4.8	Payments (number per year)	10.6	Time (days)	420
Time (days)	89.6	Time (hours per year)	175	Cost (% of claim value)	30.5
Cost (% of income per capita)	22.9	Total tax and contribution rate (% of profit)	43.8	Quality of judicial processes index (0–18)	13.8
Reliability of supply and transparency of tariffs index (0–8)	7.2	Postfiling index (0–100)	94.04		
Registering property (rank)	38			Resolving insolvency (rank)	3
Score for registering property (0–100)	76.87			Score for resolving insolvency (0–100)	90.91
Procedures (number)	4.4			Time (years)	1.0
Time (days)	15.2			Cost (% of estate)	10.0
Cost (% of property value)	2.4			Recovery rate (cents on the dollar)	81.8
Quality of land administration index (0–30)	17.6			Strength of insolvency framework index (0–16)	15.0
URUGUAY		Latin America & Caribbean		GNI per capita (US\$)	
Ease of doing business rank (1–190)	95	Ease of doing business score (0–100)	62.60	Population	3,456,750
Starting a business (rank)	65	Getting credit (rank)	73	Trading across borders (rank)	152
Score for starting a business (0–100)	89.78	Score for getting credit (0–100)	60.00	Score for trading across borders (0–100)	57.14
Procedures (number)	5	Strength of legal rights index (0–12)	4	Time to export	
Time (days)	6.5	Depth of credit information index (0–8)	8	Documentary compliance (hours)	24
Cost (% of income per capita)	22.6	Credit bureau coverage (% of adults)	100.0	Border compliance (hours)	96
Minimum capital (% of income per capita)	0.0	Credit registry coverage (% of adults)	100.0	Cost to export	
				Documentary compliance (US\$)	231
✓ Dealing with construction permits (rank)	155	Protecting minority investors (rank)	132	Border compliance (US\$)	1,038
Score for dealing with construction permits (0–100)	56.44	Score for protecting minority investors (0–100)	43.33	Time to import	
Procedures (number)	21	Extent of disclosure index (0–10)	3	Documentary compliance (hours)	72
Time (days)	251	Extent of director liability index (0–10)	4	Border compliance (hours)	6
Cost (% of warehouse value)	1.1	Ease of shareholder suits index (0–10)	8	Cost to import	
Building quality control index (0–15)	9.0	Extent of shareholder rights index (0–10)	5	Documentary compliance (US\$)	285
		Extent of ownership and control index (0–10)	5	Border compliance (US\$)	500
		Extent of corporate transparency index (0–10)	1		
Getting electricity (rank)	55	Paying taxes (rank)	101	Enforcing contracts (rank)	100
Score for getting electricity (0–100)	82.12	Score for getting credit (0–100)	70.31	Score for enforcing contracts (0–100)	56.29
Procedures (number)	5	Payments (number per year)	20	Time (days)	725
Time (days)	48	Time (hours per year)	163	Cost (% of claim value)	23.2
Cost (% of income per capita)	10.7	Total tax and contribution rate (% of profit)	41.8	Quality of judicial processes index (0–18)	8.0
Reliability of supply and transparency of tariffs index (0–8)	6	Postfiling index (0–100)	49.54		
Registering property (rank)	115			Resolving insolvency (rank)	70
Score for registering property (0–100)	57.59			Score for resolving insolvency (0–100)	52.96
Procedures (number)	9			Time (years)	1.8
Time (days)	66			Cost (% of estate)	7.0
Cost (% of property value)	7.0			Recovery rate (cents on the dollar)	43.2
Quality of land administration index (0–30)	22.5			Strength of insolvency framework index (0–16)	9.5

Note: Most indicator sets refer to a case scenario in the largest business city of an economy, though for 11 economies the data are a population-weighted average for the two largest business cities. For some indicators a result of “no practice” may be recorded for an economy; see the data notes for more details. In starting a business, procedures (number), time (days) and cost (% of income per capita) are calculated as the average of both men and women. For the postfiling index, a result of “not applicable” may be recorded for an economy.

✓ Reform making it easier to do business ✗ Change making it more difficult to do business

UZBEKISTAN		Europe & Central Asia		GNI per capita (US\$)	
Ease of doing business rank (1–190)	76	Ease of doing business score (0–100)	67.40	Population	32,387,200
Starting a business (rank)	12	Getting credit (rank)	60	✓ Trading across borders (rank)	165
Score for starting a business (0–100)	95.79	Score for getting credit (0–100)	65.00	Score for trading across borders (0–100)	49.79
Procedures (number)	3	Strength of legal rights index (0–12)	6	Time to export	
Time (days)	4	Depth of credit information index (0–8)	7	Documentary compliance (hours)	96
Cost (% of income per capita)	3.1	Credit bureau coverage (% of adults)	42.7	Border compliance (hours)	112
Minimum capital (% of income per capita)	0.0	Credit registry coverage (% of adults)	0.0	Cost to export	
				Documentary compliance (US\$)	292
Dealing with construction permits (rank)	134	✓ Protecting minority investors (rank)	64	Border compliance (US\$)	278
Score for dealing with construction permits (0–100)	61.37	Score for protecting minority investors (0–100)	60.00	Time to import	
Procedures (number)	17	Extent of disclosure index (0–10)	8	Documentary compliance (hours)	174
Time (days)	246	Extent of director liability index (0–10)	3	Border compliance (hours)	111
Cost (% of warehouse value)	3.3	Ease of shareholder suits index (0–10)	7	Cost to import	
Building quality control index (0–15)	11.0	Extent of shareholder rights index (0–10)	6	Documentary compliance (US\$)	292
		Extent of ownership and control index (0–10)	5	Border compliance (US\$)	278
		Extent of corporate transparency index (0–10)	7		
Getting electricity (rank)	35	✓ Paying taxes (rank)	64	Enforcing contracts (rank)	41
Score for getting electricity (0–100)	86.05	Score for paying taxes (0–100)	76.92	Score for enforcing contracts (0–100)	67.26
Procedures (number)	4	Payments (number per year)	10	Time (days)	225
Time (days)	88	Time (hours per year)	181	Cost (% of claim value)	20.5
Cost (% of income per capita)	705.2	Total tax and contribution rate (% of profit)	32.1	Quality of judicial processes index (0–18)	6.0
Reliability of supply and transparency of tariffs index (0–8)	8	Postfiling index (0–100)	48.17		
Registering property (rank)	71			Resolving insolvency (rank)	91
Score for registering property (0–100)	66.60			Score for resolving insolvency (0–100)	45.21
Procedures (number)	9			Time (years)	2.0
Time (days)	46			Cost (% of estate)	10.0
Cost (% of property value)	1.1			Recovery rate (cents on the dollar)	37.6
Quality of land administration index (0–30)	18.5			Strength of insolvency framework index (0–16)	8.0
VANUATU		East Asia & Pacific		GNI per capita (US\$)	
Ease of doing business rank (1–190)	94	Ease of doing business score (0–100)	62.87	Population	276,244
Starting a business (rank)	132	Getting credit (rank)	32	Trading across borders (rank)	147
Score for starting a business (0–100)	81.52	Score for getting credit (0–100)	75.00	Score for trading across borders (0–100)	59.13
Procedures (number)	7	Strength of legal rights index (0–12)	11	Time to export	
Time (days)	18	Depth of credit information index (0–8)	4	Documentary compliance (hours)	72
Cost (% of income per capita)	42.0	Credit bureau coverage (% of adults)	12.2	Border compliance (hours)	38
Minimum capital (% of income per capita)	0.0	Credit registry coverage (% of adults)	0.0	Cost to export	
				Documentary compliance (US\$)	190
Dealing with construction permits (rank)	147	Protecting minority investors (rank)	110	Border compliance (US\$)	709
Score for dealing with construction permits (0–100)	58.09	Score for protecting minority investors (0–100)	50.00	Time to import	
Procedures (number)	14	Extent of disclosure index (0–10)	5	Documentary compliance (hours)	48
Time (days)	124	Extent of director liability index (0–10)	6	Border compliance (hours)	126
Cost (% of warehouse value)	7.3	Ease of shareholder suits index (0–10)	5	Cost to import	
Building quality control index (0–15)	5.0	Extent of shareholder rights index (0–10)	8	Documentary compliance (US\$)	183
		Extent of ownership and control index (0–10)	2	Border compliance (US\$)	681
		Extent of corporate transparency index (0–10)	4		
Getting electricity (rank)	107	Paying taxes (rank)	58	Enforcing contracts (rank)	136
Score for getting electricity (0–100)	69.05	Score for paying taxes (0–100)	77.85	Score for enforcing contracts (0–100)	49.27
Procedures (number)	4	Payments (number per year)	31	Time (days)	430
Time (days)	120	Time (hours per year)	120	Cost (% of claim value)	56.0
Cost (% of income per capita)	1,035.1	Total tax and contribution rate (% of profit)	8.5	Quality of judicial processes index (0–18)	6.5
Reliability of supply and transparency of tariffs index (0–8)	4	Postfiling index (0–100)	69.04		
Registering property (rank)	79			Resolving insolvency (rank)	98
Score for registering property (0–100)	65.64			Score for resolving insolvency (0–100)	43.10
Procedures (number)	4			Time (years)	2.6
Time (days)	58			Cost (% of estate)	38.0
Cost (% of property value)	7.0			Recovery rate (cents on the dollar)	45.2
Quality of land administration index (0–30)	18.5			Strength of insolvency framework index (0–16)	6.0
VENEZUELA, RB		Latin America & Caribbean		GNI per capita (US\$)	
Ease of doing business rank (1–190)	188	Ease of doing business score (0–100)	30.61	Population	31,977,065
Starting a business (rank)	190	Getting credit (rank)	124	Trading across borders (rank)	187
Score for starting a business (0–100)	25.00	Score for getting credit (0–100)	40.00	Score for trading across borders (0–100)	7.93
Procedures (number)	20	Strength of legal rights index (0–12)	1	Time to export	
Time (days)	230	Depth of credit information index (0–8)	7	Documentary compliance (hours)	528
Cost (% of income per capita)	391.3	Credit bureau coverage (% of adults)	36.6	Border compliance (hours)	288
Minimum capital (% of income per capita)	0.0	Credit registry coverage (% of adults)	0.0	Cost to export	
				Documentary compliance (US\$)	375
Dealing with construction permits (rank)	152	Protecting minority investors (rank)	180	Border compliance (US\$)	1,250
Score for dealing with construction permits (0–100)	56.88	Score for protecting minority investors (0–100)	26.67	Time to import	
Procedures (number)	11	Extent of disclosure index (0–10)	3	Documentary compliance (hours)	1,090
Time (days)	434	Extent of director liability index (0–10)	2	Border compliance (hours)	240
Cost (% of warehouse value)	3.7	Ease of shareholder suits index (0–10)	3	Cost to import	
Building quality control index (0–15)	10.5	Extent of shareholder rights index (0–10)	2	Documentary compliance (US\$)	400
		Extent of ownership and control index (0–10)	3	Border compliance (US\$)	1,500
		Extent of corporate transparency index (0–10)	3		
Getting electricity (rank)	186	Paying taxes (rank)	189	Enforcing contracts (rank)	148
Score for getting electricity (0–100)	16.85	Score for paying taxes (0–100)	15.35	Score for enforcing contracts (0–100)	46.89
Procedures (number)	6	Payments (number per year)	70	Time (days)	720
Time (days)	208	Time (hours per year)	792	Cost (% of claim value)	43.7
Cost (% of income per capita)	17,659.2	Total tax and contribution rate (% of profit)	64.6	Quality of judicial processes index (0–18)	7.0
Reliability of supply and transparency of tariffs index (0–8)	0	Postfiling index (0–100)	19.72		
Registering property (rank)	138			Resolving insolvency (rank)	165
Score for registering property (0–100)	51.92			Score for resolving insolvency (0–100)	18.63
Procedures (number)	9			Time (years)	4.0
Time (days)	52			Cost (% of estate)	38.0
Cost (% of property value)	2.9			Recovery rate (cents on the dollar)	5.6
Quality of land administration index (0–30)	5.5			Strength of insolvency framework index (0–16)	5.0

Note: Most indicator sets refer to a case scenario in the largest business city of an economy, though for 11 economies the data are a population-weighted average for the two largest business cities. For some indicators a result of "no practice" may be recorded for an economy; see the data notes for more details. In starting a business, procedures (number), time (days) and cost (% of income per capita) are calculated as the average of both men and women. For the postfiling index, a result of "not applicable" may be recorded for an economy.

✓ Reform making it easier to do business ✗ Change making it more difficult to do business

VIETNAM		East Asia & Pacific		GNI per capita (US\$)	
Ease of doing business rank (1–190)	69	Ease of doing business score (0–100)	68.36	Population	95,540,800
✓ Starting a business (rank)	104	Getting credit (rank)	32	Trading across borders (rank)	100
Score for starting a business (0–100)	84.82	Score for getting credit (0–100)	75.00	Score for trading across borders (0–100)	70.83
Procedures (number)	8	Strength of legal rights index (0–12)	8	Time to export	
Time (days)	17	Depth of credit information index (0–8)	7	Documentary compliance (hours)	50
Cost (% of income per capita)	5.9	Credit bureau coverage (% of adults)	29.5	Border compliance (hours)	55
Minimum capital (% of income per capita)	0.0	Credit registry coverage (% of adults)	54.8	Cost to export	
				Documentary compliance (US\$)	139
Dealing with construction permits (rank)	21	Protecting minority investors (rank)	89	Border compliance (US\$)	290
Score for dealing with construction permits (0–100)	79.05	Score for protecting minority investors (0–100)	55.00	Time to import	
Procedures (number)	10	Extent of disclosure index (0–10)	7	Documentary compliance (hours)	76
Time (days)	166	Extent of director liability index (0–10)	4	Border compliance (hours)	56
Cost (% of warehouse value)	0.7	Ease of shareholder suits index (0–10)	2	Cost to import	
Building quality control index (0–15)	12.0	Extent of shareholder rights index (0–10)	7	Documentary compliance (US\$)	183
		Extent of ownership and control index (0–10)	6	Border compliance (US\$)	373
		Extent of corporate transparency index (0–10)	7		
Getting electricity (rank)	27	✓ Paying taxes (rank)	131	✓ Enforcing contracts (rank)	62
Score for getting electricity (0–100)	87.94	Score for paying taxes (0–100)	62.87	Score for enforcing contracts (0–100)	62.07
Procedures (number)	4	Payments (number per year)	10	Time (days)	400
Time (days)	31	Time (hours per year)	498	Cost (% of claim value)	29.0
Cost (% of income per capita)	1,087.3	Total tax and contribution rate (% of profit)	37.8	Quality of judicial processes index (0–18)	7.5
Reliability of supply and transparency of tariffs index (0–8)	7	Postfiling index (0–100)	49.08		
Registering property (rank)	60			Resolving insolvency (rank)	133
Score for registering property (0–100)	71.09			Score for resolving insolvency (0–100)	34.93
Procedures (number)	5			Time (years)	5.0
Time (days)	53.5			Cost (% of estate)	14.5
Cost (% of property value)	0.6			Recovery rate (cents on the dollar)	21.3
Quality of land administration index (0–30)	14.0			Strength of insolvency framework index (0–16)	7.5
WEST BANK AND GAZA		Middle East & North Africa		GNI per capita (US\$)	
Ease of doing business rank (1–190)	116	Ease of doing business score (0–100)	59.11	Population	4,684,777
Starting a business (rank)	171	Getting credit (rank)	22	Trading across borders (rank)	54
Score for starting a business (0–100)	69.36	Score for getting credit (0–100)	80.00	Score for trading across borders (0–100)	86.67
Procedures (number)	10.5	Strength of legal rights index (0–12)	8	Time to export	
Time (days)	43.5	Depth of credit information index (0–8)	8	Documentary compliance (hours)	72
Cost (% of income per capita)	47.0	Credit bureau coverage (% of adults)	0.0	Border compliance (hours)	6
Minimum capital (% of income per capita)	0.0	Credit registry coverage (% of adults)	21.0	Cost to export	
				Documentary compliance (US\$)	80
Dealing with construction permits (rank)	157	Protecting minority investors (rank)	161	Border compliance (US\$)	51
Score for dealing with construction permits (0–100)	56.15	Score for protecting minority investors (0–100)	38.33	Time to import	
Procedures (number)	20	Extent of disclosure index (0–10)	6	Documentary compliance (hours)	45
Time (days)	108	Extent of director liability index (0–10)	5	Border compliance (hours)	6
Cost (% of warehouse value)	14.4	Ease of shareholder suits index (0–10)	6	Cost to import	
Building quality control index (0–15)	12.0	Extent of shareholder rights index (0–10)	2	Documentary compliance (US\$)	85
		Extent of ownership and control index (0–10)	1	Border compliance (US\$)	50
		Extent of corporate transparency index (0–10)	3		
Getting electricity (rank)	85	Paying taxes (rank)	107	✓ Enforcing contracts (rank)	123
Score for getting electricity (0–100)	74.16	Score for paying taxes (0–100)	68.92	Score for enforcing contracts (0–100)	52.51
Procedures (number)	5	Payments (number per year)	28	Time (days)	540
Time (days)	47	Time (hours per year)	168	Cost (% of claim value)	27.0
Cost (% of income per capita)	1,614.8	Total tax and contribution rate (% of profit)	15.3	Quality of judicial processes index (0–18)	4.0
Reliability of supply and transparency of tariffs index (0–8)	5	Postfiling index (0–100)	35.72		
✓ Registering property (rank)	84			Resolving insolvency (rank)	168
Score for registering property (0–100)	65.04			Score for resolving insolvency (0–100)	0.00
Procedures (number)	7			Time (years)	no practice
Time (days)	35			Cost (% of estate)	no practice
Cost (% of property value)	3.0			Recovery rate (cents on the dollar)	0.0
Quality of land administration index (0–30)	14.0			Strength of insolvency framework index (0–16)	0.0
YEMEN, REP.		Middle East & North Africa		GNI per capita (US\$)	
Ease of doing business rank (1–190)	187	Ease of doing business score (0–100)	32.41	Population	28,250,420
Starting a business (rank)	175	Getting credit (rank)	186	Trading across borders (rank)	189
Score for starting a business (0–100)	67.01	Score for getting credit (0–100)	0.00	Score for trading across borders (0–100)	0.00
Procedures (number)	6.5	Strength of legal rights index (0–12)	0	Time to export	
Time (days)	40.5	Depth of credit information index (0–8)	0	Documentary compliance (hours)	no practice
Cost (% of income per capita)	118.8	Credit bureau coverage (% of adults)	0.0	Border compliance (hours)	no practice
Minimum capital (% of income per capita)	0.0	Credit registry coverage (% of adults)	1.3	Cost to export	
				Documentary compliance (US\$)	no practice
Dealing with construction permits (rank)	186	Protecting minority investors (rank)	132	Border compliance (US\$)	no practice
Score for dealing with construction permits (0–100)	0.00	Score for protecting minority investors (0–100)	43.33	Time to import	
Procedures (number)	no practice	Extent of disclosure index (0–10)	6	Documentary compliance (hours)	no practice
Time (days)	no practice	Extent of director liability index (0–10)	4	Border compliance (hours)	no practice
Cost (% of warehouse value)	no practice	Ease of shareholder suits index (0–10)	3	Cost to import	
Building quality control index (0–15)	no practice	Extent of shareholder rights index (0–10)	5	Documentary compliance (US\$)	no practice
		Extent of ownership and control index (0–10)	4	Border compliance (US\$)	no practice
		Extent of corporate transparency index (0–10)	4		
Getting electricity (rank)	187	Paying taxes (rank)	83	✓ Enforcing contracts (rank)	139
Score for getting electricity (0–100)	0.00	Score for paying taxes (0–100)	74.13	Score for enforcing contracts (0–100)	48.52
Procedures (number)	no practice	Payments (number per year)	44	Time (days)	645
Time (days)	no practice	Time (hours per year)	248	Cost (% of claim value)	30.0
Cost (% of income per capita)	no practice	Total tax and contribution rate (% of profit)	26.6	Quality of judicial processes index (0–18)	4.0
Reliability of supply and transparency of tariffs index (0–8)	no practice	Postfiling index (0–100)	96.34		
Registering property (rank)	81			Resolving insolvency (rank)	157
Score for registering property (0–100)	65.18			Score for resolving insolvency (0–100)	25.89
Procedures (number)	6			Time (years)	3.0
Time (days)	19			Cost (% of estate)	15.0
Cost (% of property value)	1.8			Recovery rate (cents on the dollar)	19.1
Quality of land administration index (0–30)	7.0			Strength of insolvency framework index (0–16)	5.0

Note: Most indicator sets refer to a case scenario in the largest business city of an economy, though for 11 economies the data are a population-weighted average for the two largest business cities. For some indicators a result of "no practice" may be recorded for an economy; see the data notes for more details. In starting a business, procedures (number), time (days) and cost (% of income per capita) are calculated as the average of both men and women. For the postfiling index, a result of "not applicable" may be recorded for an economy.

✓ Reform making it easier to do business ✗ Change making it more difficult to do business

ZAMBIA		Sub-Saharan Africa		GNI per capita (US\$)	
Ease of doing business rank (1–190)	87	Ease of doing business score (0–100)	65.08	Population	17,094,130
Starting a business (rank)	102	Getting credit (rank)	3	Trading across borders (rank)	153
Score for starting a business (0–100)	85.07	Score for getting credit (0–100)	95.00	Score for trading across borders (0–100)	56.88
Procedures (number)	7	Strength of legal rights index (0–12)	11	Time to export	
Time (days)	8.5	Depth of credit information index (0–8)	8	Documentary compliance (hours)	96
Cost (% of income per capita)	32.8	Credit bureau coverage (% of adults)	10.9	Border compliance (hours)	120
Minimum capital (% of income per capita)	0.0	Credit registry coverage (% of adults)	0.0	Cost to export	
				Documentary compliance (US\$)	200
Dealing with construction permits (rank)	70	Protecting minority investors (rank)	110	Border compliance (US\$)	370
Score for dealing with construction permits (0–100)	71.65	Score for protecting minority investors (0–100)	50.00	Time to import	
Procedures (number)	10	Extent of disclosure index (0–10)	4	Documentary compliance (hours)	72
Time (days)	189	Extent of director liability index (0–10)	6	Border compliance (hours)	120
Cost (% of warehouse value)	2.6	Ease of shareholder suits index (0–10)	7	Cost to import	
Building quality control index (0–15)	10.0	Extent of shareholder rights index (0–10)	5	Documentary compliance (US\$)	175
		Extent of ownership and control index (0–10)	4	Border compliance (US\$)	380
		Extent of corporate transparency index (0–10)	4		
Getting electricity (rank)	128	Paying taxes (rank)	17	✓ Enforcing contracts (rank)	130
Score for getting electricity (0–100)	61.22	Score for paying taxes (0–100)	88.71	Score for enforcing contracts (0–100)	50.82
Procedures (number)	5	Payments (number per year)	11	Time (days)	611
Time (days)	117	Time (hours per year)	164	Cost (% of claim value)	38.7
Cost (% of income per capita)	2,329.1	Total tax and contribution rate (% of profit)	15.6	Quality of judicial processes index (0–18)	6.5
Reliability of supply and transparency of tariffs index (0–8)	4	Postfiling index (0–100)	85.94		
Registering property (rank)	150			Resolving insolvency (rank)	99
Score for registering property (0–100)	49.06			Score for resolving insolvency (0–100)	42.42
Procedures (number)	6			Time (years)	1.0
Time (days)	45			Cost (% of estate)	9.0
Cost (% of property value)	9.7			Recovery rate (cents on the dollar)	49.8
Quality of land administration index (0–30)	7.0			Strength of insolvency framework index (0–16)	5.0
ZIMBABWE		Sub-Saharan Africa		GNI per capita (US\$)	
Ease of doing business rank (1–190)	155	Ease of doing business score (0–100)	50.44	Population	16,529,904
✓ Starting a business (rank)	176	✓ Getting credit (rank)	85	Trading across borders (rank)	157
Score for starting a business (0–100)	66.48	Score for getting credit (0–100)	55.00	Score for trading across borders (0–100)	54.34
Procedures (number)	9	Strength of legal rights index (0–12)	5	Time to export	
Time (days)	32	Depth of credit information index (0–8)	6	Documentary compliance (hours)	99
Cost (% of income per capita)	110.7	Credit bureau coverage (% of adults)	33.6	Border compliance (hours)	88
Minimum capital (% of income per capita)	0.0	Credit registry coverage (% of adults)	7.1	Cost to export	
				Documentary compliance (US\$)	170
✓ Dealing with construction permits (rank)	176	Protecting minority investors (rank)	95	Border compliance (US\$)	285
Score for dealing with construction permits (0–100)	48.55	Score for protecting minority investors (0–100)	53.33	Time to import	
Procedures (number)	10	Extent of disclosure index (0–10)	8	Documentary compliance (hours)	81
Time (days)	208	Extent of director liability index (0–10)	2	Border compliance (hours)	228
Cost (% of warehouse value)	22.7	Ease of shareholder suits index (0–10)	5	Cost to import	
Building quality control index (0–15)	10.0	Extent of shareholder rights index (0–10)	7	Documentary compliance (US\$)	150
		Extent of ownership and control index (0–10)	5	Border compliance (US\$)	562
		Extent of corporate transparency index (0–10)	5		
Getting electricity (rank)	166	Paying taxes (rank)	145	✓ Enforcing contracts (rank)	168
Score for getting electricity (0–100)	44.81	Score for paying taxes (0–100)	58.71	Score for enforcing contracts (0–100)	39.66
Procedures (number)	6	Payments (number per year)	51	Time (days)	410
Time (days)	106	Time (hours per year)	242	Cost (% of claim value)	83.1
Cost (% of income per capita)	2,631.5	Total tax and contribution rate (% of profit)	31.6	Quality of judicial processes index (0–18)	6.5
Reliability of supply and transparency of tariffs index (0–8)	0	Postfiling index (0–100)	52.38		
Registering property (rank)	109			Resolving insolvency (rank)	159
Score for registering property (0–100)	58.20			Score for resolving insolvency (0–100)	25.34
Procedures (number)	5			Time (years)	3.3
Time (days)	36			Cost (% of estate)	22.0
Cost (% of property value)	7.6			Recovery rate (cents on the dollar)	18.0
Quality of land administration index (0–30)	10.0			Strength of insolvency framework index (0–16)	5.0

Note: Most indicator sets refer to a case scenario in the largest business city of an economy, though for 11 economies the data are a population-weighted average for the two largest business cities. For some indicators a result of "no practice" may be recorded for an economy; see the data notes for more details. In starting a business, procedures (number), time (days) and cost (% of income per capita) are calculated as the average of both men and women. For the postfiling index, a result of "not applicable" may be recorded for an economy.



Acknowledgments

Data collection and analysis for *Doing Business 2019* were conducted by a team led by Santiago Croci Downes (Program Manager, *Doing Business*) under the general direction of Rita Ramalho (Senior Manager, Global Indicators Group, Development Economics). Overall guidance for the preparation of the report was provided by Shantayanan Devarajan (Senior Director, Development Economics and Acting Chief Economist of the World Bank Group).

The project was managed with the support of Adrian Gonzalez, Nan Jiang, Valentina Saltane and Hulya Ulku. Other team members included Nadine Abi Chakra, Ahmad Famm AlKhuzam, Jean Arlet, Lucia Arnal Rodriguez, Yuriy Valentinovich Avramov, Elodie Mathilde Raymonde Bataille, Erica Bosio, Liliya F Bulgakova, Édgar Chávez, Maria-Magdalena Chiquier, Cyriane Marie Coste, Najah Nina Dannaoui, Marie Lily Delion, Ina Dodica, Varun Eknath, Viktoriya Ereshchenko, Cecile Ferro, Dorina Peteva Georgieva, Pelayo Gonzalez-Escalada Mena, Fatima Al Zahra Abdulrahim Hewaidi, Maksym Iavorskyi, Herve Kaddoura, Klaus Adolfo Koch-Saldarriaga, Khrystyna L. Kushnir, Olga Kuzmina, Iryna Lagodna, Nicole Anouk Leger, Joseph Antoine Lemoine, Tiziana Londero, Silvia Carolina Lopez Rocha, Raman Maroz, Tamar Matiashvili, Nikiforos Meletiadis, Margherita Mellone, Nuno Filipe Mendes Dos Santos, Frederic Meunier, Joanna Nasr, Marie-Jeanne

Ndiaye, Albert Nogues i Comas, Nadia Novik, Enrique Orellana Tamez, Rabah Ounissi, Esperanza Pastor Nuñez De Castro, Madwa-Nika Phanord-Cadet, Marion Pinto, Oleksandra Popova, Maria Antonia Quesada Gámez, Parvina Rakhimova, Andrea Nathalie Reyes Benjumea, Julie Anne Ryan, Jayashree Srinivasan, Mihaela Stangu, Erick Tjong, Judit Trasancos Rodriguez, Farrukh Umarov, Yulia Borisovna Valerio, Maria Adelaida Vélez Posada, Rongpeng (Tiffany) Yang, Marilyne Florence Mafoboue Youbi, Inés Zabalbeitia Múgica, Yasmin Zand and Muqiao (Chloe) Zhang, Vadim Abanin, Abigail Adu-Daako, Bassey Bassey Akpan, Alec Michael Albright, Hisham Mohammed J Alhawal, Meer Ako Ali, Ogma Dessirama Bale, Millan Redwan Bederu, Kimberly Krystal Blake, Irina Bondarenko, Damien Matthias Valentin Boucher, Santi Calvo Cano, Haoua Cisse Coulibaly, Dominique Fritz Deshommes, Minori Ito, Eva Solange Labbe, Eric Matthew Larger, Xueyang Li, Songezo Mabece, Vlagyislav Maksimov, Angela Marotti de Sciarra, Carolina Nugnes, Adjoua Marie-Pascale Nzi, Alexia Pimbli, Frida Irina Stukanow Dominguez, Bertrand Olivier Teirlinck, Sofia Terragni, Carol Marina Tojeiro, Anthony Paul Winszman, Cai Xu, Deepika Omprakash Yadav and Li Yuan assisted in the months before publication.

The online service of the *Doing Business* database is managed by Rajesh

Ammassamveettil, Varun Doiphode, Ana Cristina Santos Felix, Fengsheng Huang, Arun Chakravarthi Nageswaran, Smita Ramchandra Patil, Kamallesh Sengaonkar, Shrikant Bhaskar Shinde and Vinod Thottikkatu. The *Doing Business 2019* outreach strategy is managed by Indira Chand, with support from World Bank Group communications colleagues at headquarters and around the world.

The team is grateful for the valuable comments provided by colleagues, both within and outside the World Bank Group, and for the guidance provided by World Bank Group Executive Directors. The team would especially like to acknowledge the comments and guidance of Miah Rahmat Ali, Jean Francois Arvis, Shihab Ansari Azhar, Karim Ouled Belayachi, Maurizio Bussolo, Fernando Dancausa, Laura Sagnori Diniz, Simeon Djankov, Makhtar Diop, David Evans, Kenechukwu Maria Ezemenari, Jorge Familiar Calderon, Enrique Fanta Ivanovic, Ana Margarida Fernandes, Manuela V. Ferro, Melissa Fossberg, William John Gain, Caren Grown, Iva I. Hamel, Lucia C. Hanmer, Georgia Harley, Caroline

Heider, Zahid Hussain, Yoichiro Ishihara, Gerard Kambou, Jennifer L. Keller, Claire A. Kfoury, Aphichoke Kotikula, Charles Kunaka, Andres Federico Martinez, Catherine Kadennyeka Masinde, Hideki Matsunaga, Saiyed Shabih Ali Mohib, Mahmoud Mohieldin, Peter J. Mousley, Tatiana Nenova, Akihiko Nishio, Antonio Nucifora, Tigran Parvanyan, William Welsh Paterson, Gael J. R. F. Raballand, Seila Redzepi, Federica Saliola, Hartwig Schafer, Sylvia Solf, Amy L. Stilwell, Andrew H.W. Stone, David M. Theis, Hans Timmer, Julien Vilquin, Alessio Zanelli, Christina Katharina Wiederer and Albert G. Zeufack.

The paying taxes project was conducted in collaboration with PwC, led by Stef van Weeghel.

Bronwen Brown edited the manuscript. Corporate Visions, Inc. designed the report and the graphs.

Doing Business would not be possible without the expertise and generous input of a network of more than 13,800 local partners, including legal experts,

business consultants, accountants, freight forwarders, government officials and other professionals routinely administering or advising on the relevant legal and regulatory requirements in the 190 economies covered. Contact details for local partners are available on the *Doing Business* website at <http://www.doingbusiness.org>.

The names of the local partners wishing to be acknowledged individually are listed below. The global and regional contributors listed are firms that have completed multiple questionnaires in their various offices around the world.

GLOBAL CONTRIBUTORS

ADVOCATES FOR INTERNATIONAL DEVELOPMENT

BAKER MCKENZIE

BDO

DELOITTE

DENTONS

DLA PIPER

EVERSHEDS SUTHERLAND

EY

GRANT THORNTON

GRATA INTERNATIONAL

IUS LABORIS—ALLIANCE OF LABOR, EMPLOYMENT,
BENEFITS AND PENSIONS LAW FIRMS

JOHN W. FFOOKS & CO.

KPMG

LEX MUNDI, ASSOCIATION OF INDEPENDENT LAW FIRMS
PWC¹

REED SMITH LLP

RUSSELL BEDFORD INTERNATIONAL

SHEARMAN & STERLING LLP

TALAL ABU-GHAZALEH LEGAL (TAG-LEGAL)

WHITE & CASE LLP

REGIONAL CONTRIBUTORS

A.P. MOLLER—MAERSK GROUP

AL TAMIMI & COMPANY

ARIAS LAW

ASHURST LLP

ASSOCIATION OF CONSUMER CREDIT
INFORMATION SUPPLIERS (ACCIS)

BOGA & ASSOCIATES

CENTIL LAW

DFDL

FERRERE ABOGADOS

GARCÍA & BODÁN

GARRIGUES

GIDE LOYRETTE NOEL

MAYER BROWN

MIRANDA & ASSOCIADOS

NORTON ROSE

SCHOENHERR

SORAINEN

TRANSUNION INTERNATIONAL

AFGHANISTAN

DA AFGHANISTAN
BRESHNA SHERKAT

INVEST-ONE CORPS INC.

Taqi Ud Din Ahmad
A.F. FERGUSON & CO.
CHARTERED ACCOUNTANTS,
A MEMBER FIRM OF
PWC NETWORKNajibullah Ahmadi
SKYWARDS CONSTRUCTION
COMPANYZulfiqar Ali Khan
AFGHANISTAN
INTERNATIONAL BANKShaheryar Aziz
A.F. FERGUSON & CO.
CHARTERED ACCOUNTANTS,
A MEMBER FIRM OF
PWC NETWORKGhufran Babakarkhail
BRAND SUPER CONSTRUCTION
COMPANYSara Balagh
KAKAR ADVOCATESMazhar Bangash
RIAA BARKER GILLETTE AFGNadia Bazidwal
THE ASIA FOUNDATIONSultan Maqsood Fazel
QADERDAN ELECTRICITY
COMPANYMohammad Erfan Habib
PRAELEGALAbdul Hameed Sahak
DA AFGHANISTAN BANKKhalid Hatam
RIAA BARKER GILLETTE AFGHussain Ali Hekmat
IKMAL ENGINEERING
CONSTRUCTION COMPANYSanzar Kakar
AFGHANISTAN
HOLDING GROUPAbdul Nafay Khaleeq
MOBY GROUP AFGHANISTANM. Wisal Khan
LEGAL ORACLESThomas Kraemer
KAKAR ADVOCATESKhalid Massoudi
MASNAD LAW FIRMAbdul Qayoum Mohammadi
SKYWARDS CONSTRUCTION
COMPANYMohammad Jawad Moradi
AFGHANISTAN
INTERNATIONAL BANKAbdul Nasir Mudaser
AFGHANISTAN LAWYERS
INTERNATIONALAtif Mufassir
DELOITTE YOUSUF ADIL,
CHARTERED ACCOUNTANTSBabu Nambarath
ABU-GHAZALEH INTELLECTUAL
PROPERTY (AGIP)Saqib Naseer
A.F. FERGUSON & CO.
CHARTERED ACCOUNTANTS,
A MEMBER FIRM OF
PWC NETWORKAbdul Nasser Nazari
RAINBOW CONSULTING
SERVICESTariq Nazarwall
DEHSABZ CITY DEVELOPMENT
AUTHORITY, INDEPENDENT
BOARD OF KABUL NEW
CITY DEVELOPMENTZahidullah Omarzai
RIAA BARKER GILLETTE AFGHabibullah Pirzada
ACCL INTERNATIONALHabiburahman Qaderdan
QADERDAN ELECTRICITY
COMPANYNaser Raiz
SAHIL RAEZ ENGINEERING
SERVICES LTD.Ahmad Rashid
KABUL MUNICIPALITYAbdul Wahid Rizwanzai
RIAA BARKER GILLETTE AFGAbdul Sami Saber
DA AFGHANISTAN BANKAli Saberi
IKMAL ENGINEERING
CONSTRUCTION COMPANYZahid Safi
RIAA BARKER GILLETTE AFGAbdul Nasser Sahak
DA AFGHANISTAN BANKFerdous Samim
AFGHAN TAAK INC.Mohammad Ismail Shahid
LEX FERGHANA ADVOCATS
& LEGAL CONSULTANTSAali Shan Ahmed
ICON TRADING AND
FORWARDING COMPANYKhesraw Shinwari
KABUL MUNICIPALITYHaris Syed Raza
GERRY'S DNATA PVT. LTD.Mohammad Taimur Taimur
DA AFGHANISTAN BANKMohammad Khalid Tayeb
KANDA FRUITNajibullah Wardak
MINISTRY OF FINANCEAbdul Salam Zahed
AFGHANISTAN INVESTMENT
SUPPORT AGENCYRohullah Zarif
ACCL INTERNATIONAL

ALBANIA

WOLF THEISS

Iris Ago
GENERAL DIRECTORATE
OF TAXATIONArtur Asllani
TONUCCI & PARTNERSArtan Babaramo
GENERAL DIRECTORATE
OF TAXATION

Ledia Beçi

Renis Bega
HOXHA, MEMI & HOXHABoiken Bendo
BENDO LAW, ADVOCATES
& LEGAL CONSULTANTSArmando Bode
BOGA & ASSOCIATESGenc Boga
BOGA & ASSOCIATESArtan Bozo
BOZO & ASSOCIATES
LAW FIRMNjazuella Braholli
GJIK & ASSOCIATESMegi Caushi
AVANNITVE CONSULTING
SH.P.K.Eriona Dobrovoda
AECO CONSULTINGEniana Dupi
AECO CONSULTINGBesnik Duraj
DRAKOPOULOS LAW FIRMAna Dylgjeri
BANK OF ALBANIASokol Elmazaj
BOGA & ASSOCIATESPranvera Fagu (Behushi)
ALBANIAN NATIONAL
BUSINESS CENTERDorina Fezollari
AVANNITVE CONSULTING
SH.P.K.Lisjana Fusha
ALB BB AUDITING LTD.Lorena Gega
PRICEWATERHOUSECOOPERS
AUDIT SH.P.K.Enida Gerxholli
REGISTRY OF SECURITY
PLEDGESGjergji Gjika
GJIK & ASSOCIATESAurela Gjokutaj
AL-TAX CENTEREduart Gjokutaj
AL-TAX CENTERValbona Gjonçari
BOGA & ASSOCIATESKlaid Goga
DIAMANT LOGISTICSShirli Gorenca
KALO & ASSOCIATESElvis Gosnishti
ALB BB AUDITING LTD.Mateo Gosnishti
ALB BB AUDITING LTD.Esa Hala
ABKONSErgys Hasani
GJIK & ASSOCIATESFlorian Hasko
TASHKO PUSTINA—ATTORNEYSEris Hoxha
ABKONSShpati Hoxha
HOXHA, MEMI & HOXHAElira Hroni
KALO & ASSOCIATES

Belinda Ikonomi

Evis Jani
GJIK & ASSOCIATESBrunilda Jegeni
REGISTRY OF SECURITY
PLEDGESIlir Johollari
HOXHA, MEMI & HOXHABledar Kabashi
MINISTRY OF JUSTICEOlton Kaçani
GJIK & ASSOCIATESMiranda Kapllani
BENIMPX & CO.Aldi Kareco
BOGA & ASSOCIATESOlta Kaziaj
AVANNITVE CONSULTING
SH.P.K.Qirjako Kocollari
DHLIlda Koja
GENERAL DIRECTORATE
OF TAXATIONFlamur Kuçi
ADVICERenata Leka
BOGA & ASSOCIATES

1. "PwC" refers to the network of member firms of PricewaterhouseCoopers International Limited (PwCIL), or, as the context requires, individual member firms of the PwC network. Each member firm is a separate legal entity and does not act as agent of PwCIL or any other member firm. PwCIL does not provide any services to clients. PwCIL is not responsible or liable for the acts or omissions of any of its member firms nor can it control the exercise of their professional judgment or bind them in any way. No member firm is responsible or liable for the acts or omissions of any other member firm nor can it control the exercise of another member firm's professional judgment or bind another member firm or PwCIL in any way.

Sara Leka
BOGA & ASSOCIATES

Gilda Lika
BENDO LAW, ADVOCATES
& LEGAL CONSULTANTS

Petraç Lika
OSHEE (OPERATOR)
I SHPERNDARIES SE
ENERGJISE ELEKTRIKE)

Arbër Lloshi
OPTIMA LEGAL
AND FINANCIAL

Tetis Lubonja
MINISTRY OF JUSTICE

Marlind Maksuti
PRICEWATERHOUSECOOPERS
AUDIT SH.P.K.

Andi Memi
HOXHA, MEMI & HOXHA

Romeo Merruko
KALO & ASSOCIATES

Aigest Milo
KALO & ASSOCIATES

Orgita Milo
BOGA & ASSOCIATES

Krista Moco
ABKONS

Eno Muja
BOGA & ASSOCIATES

Ina Mullaj
ABKONS

Kristo Myrindinas
PRICEWATERHOUSECOOPERS
AUDIT SH.P.K.

Trojan Pavlovski
BOGA & ASSOCIATES

Loreta Peci
PRICEWATERHOUSECOOPERS
AUDIT SH.P.K.

Romina Pere
ALB BB AUDITING LTD.

Krisela Qirushi
GIJKA & ASSOCIATES

Alban Shanaj
TASHKO PUSTINA—ATTORNEYS

Ardjana Shehi
AA+ PARTNERS LEGAL
& CONSULTING

Elda Shuraja

Jonida Skendaj
BOGA & ASSOCIATES

Ketrin Topçiu
BOZO & ASSOCIATES
LAW FIRM

Rudina Toto
CO-PLAN

Alketa Uruçi
BOGA & ASSOCIATES

Irv Vaso
KALO & ASSOCIATES

Gerhard Velaj
BOGA & ASSOCIATES

Migena Vroni
GENER2

Flavia Xhafo
KALO & ASSOCIATES

Donald Xhelili
FIRST COURT OF TIRANA

Enida Zeneli
BOZO & ASSOCIATES
LAW FIRM

ALGERIA

Mohamed Nadir Aissani
PWC ALGERIA

Samit Ait-Amar
CABINET AIT-AMAR

Salima Aloui
LAW FIRM GOUSSANEM
& ALOUI

Arab Aoudj
CABINET D'AUDIT ET DE
CONTRÔLE DES COMPTES

Djelloul Aouidette
UNION NATIONALE
DES TRANSITAIRES ET
COMMISSIONNAIRES
ALGÉRIENS (UNTCA)

Mohamed Atbi
ETUDE NOTARIALE
MOHAMED ATBI

Djamila Azzouz
CABINET D'AUDIT AZZOUZ—
CORRESPONDENT OF RUSSELL
BEDFORD INTERNATIONAL

Salim Azzouz
CABINET D'AUDIT AZZOUZ—
CORRESPONDENT OF RUSSELL
BEDFORD INTERNATIONAL

Smail Bazizi
COMMISSION DE REGULATION
DE L'ELECTRICITE ET DU GAZ

Yannil Belbachir
FARES GROUP LAW FIRM

Hind Belhachmi
LPA-CGR AVOCATS

Hassan Djamel Belloula
CABINET BELLOULA

Tayeb Belloula
CABINET BELLOULA

Abdelghani Benaired
CABINET DU MAÎTRE
ABDELGHANI BENAIRED

Abdelouahab Benali
TRANSIT MOUHOUB KAMAL

Anis Benissad
LANOUAR PARTNERS

Aniss Benmeradi
CABINET MEGUELLATI

Hind Benmiloud
BENMILLOUD AVOCATS

Meriem Benmouloud
AGENCE NATIONALE
DU CADASTRE

Djamila Berkane
MINISTRY OF JUSTICE

Rachid Berredane
CHAMBRE NATIONALE
DES NOTAIRES

Abdelhakim Bettache
L'ASSEMBLÉE POPULAIRE
COMMUNALE D'ALGER CENTRE

Adnane Bouchaib
BOUCHAIB LAW FIRM

Murb Boudali
MINISTÈRE DE L'ÉNERGIE

Hamid Boughenou
BECOME SCP

Rachida Boughenou
BECOME SCP

Nouridine Bouhatmi
MAERSK LOGISTICS

Djoulene Boukedroune
THOMPSON & KNIGHT LLP

Abderrahmane Bourkaib
FID ACCOUNTING SARL

Youcef Bouzouad
DIRECTION GÉNÉRALE
DES DOUANES

Merouane Chabane
SOCIÉTÉ DE DISTRIBUTION
DE L'ELECTRICITÉ ET DU
GAZ D'ALGER (SDA)

Mohand Larbi Ikram Chikhi
MLI CHIKHI

Djamel Chorfi

Abdallah Deramchi
CABINET D'AUDIT AZZOUZ—
CORRESPONDENT OF RUSSELL
BEDFORD INTERNATIONAL

Mohamed Riad Deramchi
CABINET D'AUDIT AZZOUZ—
CORRESPONDENT OF RUSSELL
BEDFORD INTERNATIONAL

Said Dib
BANQUE D'ALGÉRIE

Ahmed Djouadi
LAW FIRM HADI-HAMOU
& DJOUADI—ASSOCIATE
OFFICE OF DENTONS

Hamil Faïdi
STUDIO A

Aouam Fatiha

Omar Fouchane
SARL GLOBTAINER
LOGISTIQUE ALGERIE

Julien Gontier
GIDE LOYRETTE NOUËL,
MEMBER OF LEX MUNDI

Mohamed Lahbib Goubi
BANQUE D'ALGÉRIE

Khaled Goussanem
LAW FIRM GOUSSANEM
& ALOUI

Mohamed El-Amine Haddad
CABINET DE MAÎTRE
AMINE HADDAD

Tidjani Hassan Haddam
CNAS

Samir Hamouda
CABINET D'AVOCATS
SAMIR HAMOUDA

Mustapha Hamza
HAMZA LAW OFFICE

Issaad M. Hand
MINISTÈRE DES
FINANCES—DIRECTION
GÉNÉRALE DES IMPÔTS

Halim Karabadi
SOCIÉTÉ DE DISTRIBUTION
DE L'ELECTRICITÉ ET DU
GAZ D'ALGER (SDA)

Moussaoui Karim
CAISSE NATIONALE
DE SÉCURITÉ SOCIALE
DES NON SALARIÉS

Yamina Kebir
LAW OFFICE OF YAMINA KEBIR

Abdelmalek Kherbachene
LANOUAR PARTNERS

Samy Laghouati
GIDE LOYRETTE NOUËL,
MEMBER OF LEX MUNDI

Mohamed Seghir Lakhdari
LAKHDARI CABINET D'AVOCATS

Mouenis Lakhdari
LAKHDARI CABINET D'AVOCATS

Mohamed Lanouar
LANOUAR PARTNERS

Harous Madjid
PWC ALGERIA

Sandra Mechta
CENTRE NATIONAL DU
REGISTRE DU COMMERCE

Sofiane Meguellati
CABINET MEGUELLATI

Tahar Melakhessou
NOTAIRE MELAKHESSOU

Ayoub Melizi
AMA

Aliane Meziane
CABINET
SELLOU—CHERNIKH—ALIANE

Mouraira M'hamed
MINISTÈRE DE L'ÉNERGIE

Mohamed Mokrane
MINISTÈRE DES FINANCES—
DIRECTION GÉNÉRALE DU
DOMAINE NATIONAL

Hassane Nait Ibrahim
SARL GLOBTAINER
LOGISTIQUE ALGERIE

Hamid Ould Hocine
STUDIO A

Wissam Ramdani
FARES GROUP LAW FIRM

Malika Redouani
PWC ALGERIA

Rabhi Saddek
ACCOUNTANT

Lazhar Sahbani
PWC ALGERIA

Madiha Silini
LPA-CGR AVOCATS

Sarah Soubrah-Chouiter
THOMPSON & KNIGHT LLP

Abbas Turqui
AVOCAT

Nourredine Yahi
CABINET YAHY

Hassan Yassine
THOMPSON & KNIGHT LLP

ANGOLA

TRANSMIX

Luís Andrade
PWC ANGOLA

Jeanine Batalha Ferreira
PWC PORTUGAL

Guilherme Carreira
EDIFER ANGOLA

Luís Filipe Carvalho
ADCA LAW FIRM, MEMBER
OF DLA PIPER AFRICA GROUP

Jaime Carvalho Esteves
PWC PORTUGAL

Inês Barbosa Cunha
PWC PORTUGAL

Alwin Leon Das
FAMS TRANSITÁRIOS LDA

Patricia Dias
AVM ADVOGADOS

Alexandre Fernandes
AFBS PARTNERS

Luís Fraústo Varona
ABREU ADVOGADOS

Alberto Galhardo Simões
MIRANDA & ASSOCIADOS

Yuri Ganga
CFA

Rita Lufinha Borges
MIRANDA & ASSOCIADOS

António Manuel da Silva
INSTITUTO REGULADOR DOS
SERVIÇOS DE ELECTRICIDADE
E ÁGUAS (IRSEA)

Rute Martins Santos
CFA

Arceleio Matias
ARCELIO INACIO DE
ALMEIDA MATIAS—ARDJA-
PRESTAÇÃO DE SERVIÇOS
E CONSULTORIA, LDA

Rui Mayer
CUATRECASAS, GONÇALVES
PEREIRA, RL (PORTUGAL)

Vanessa Mendes
CFA

Marcos Neto
BANCO NACIONAL DE ANGOLA

Catarina Neto Fernandes
ADCA ADVOGADOS ANGOLA

Janota Nzogi
ENERGY AND WATER MINISTRY

Júlio Pascoal
ENDE-EP

Alexandre Pegado
ALEXANDRE PEGADO—
ESCRITÓRIO DE ADVOGADOS

Joaquim Piedade
UNICARGAS

André Miguel Pitêu
RANSITEX ANGOLA

Laurinda Prazeres Cardoso
LEAD ADVOGADOS

José Quarta
INSTITUTO REGULADOR DOS
SERVIÇOS DE ELECTRICIDADE
E ÁGUAS (IRSEA)

Antonio Sanchez
ENDE-EP

Cláudia Santos Malaquias
MIRANDA & ASSOCIADOS

Sandra Saraiva
GABINETE LEGAL
ANGOLA—ADVOGADOS

Bruno Serejo
ELA—EXPERT LEGAL
ASSISTANCE

Dinamukueno Lukie Sérgio
OLICARGO ANGOLA SA

Tatiana Serrão
FBL ADVOGADOS

Gervásio Simão
GEPLI ANGOLA

Beatriz Calçada Soares
Catumbela

Daniela Tavares Nunes
ABREU ADVOGADOS

Elsa Tchicanha
GABINETE LEGAL
ANGOLA—ADVOGADOS

Cristina Teixeira
PWC ANGOLA

Kiluange Tiny
CFA

Ricardo Veloso
RICARDO VELOSO &
ADVOGADOS ASSOCIADOS

António Vicente Marques
AVM ADVOGADOS

ANTIGUA AND BARBUDA

ANTIGUA & BARBUDA
INTELLECTUAL PROPERTY &
COMMERCE OFFICE (ABIPCO)

INLAND REVENUE DEPARTMENT

MINISTRY OF LABOR

Vernon Bird
SURVEY AND MAPPING
DIVISION

Raju Boddu
ANTIGUA & BARBUDA
CUSTOMS & EXCISE DIVISION

Neil Coates
GRANT THORNTON

Nkosi Cochrane
DEVELOPMENT CONTROL
AUTHORITY

Brian D'Ornellas
OBM INTERNATIONAL,
ANTIGUA LTD.

John Fuller
JOHN E. FULLER & CO.

E. Ann Henry
HENRY & BURNETTE

Craig Jacas
STAPLETON CHAMBERS

Wendy Jackson
MEDICAL BENFITS SCHEME

Colin John Jenkins
CJC + ASSOCIATES INC.

Hugh C. Marshall
MARSHALL & CO.

David Matthias
ANTIGUA BARBUDA SOCIAL
SECURITY BOARD

Jason Peters
ANTIGUA PUBLIC UTILITIES
AUTHORITY (APUA)

Septimus A. Rhudd
RHUDD & ASSOCIATES

Stacy A. Richards-Roach
RICHARDS & CO.

Sharon Simmons
LAND REGISTRY

Owren Smith
DEVELOPMENT CONTROL
AUTHORITY

Frederick Southwell
DEVELOPMENT CONTROL
AUTHORITY

ARGENTINA

Lucas Abal
RIVERA & ASOCIADOS

Ignacio Acedo
GONZALEZ & FERRARO MILA

Dolores Acosta
MITRANI CABALLERO
& RUIZ MORENO

Oswaldo Alonso
GOBIERNO DE LA CIUDAD
DE BUENOS AIRES

Tomás M. Araya
M. & M. BOMCHIL

Nicolás Arida
RATTAGAN, MACCHIAVELLO
AROCENA & PEÑA
ROBIROSA ABOGADOS

Natalia Artmann
ALFARO ABOGADOS

Ariadna Artopoulos
M. & M. BOMCHIL

María Fernanda Arturi
CENTRAL BANK OF ARGENTINA

Alejo Baca Castex
G. BREUER

Ricardo Balestra
M. & M. BOMCHIL

Gonzalo Carlos Ballester
J.P. O'FARRELL ABOGADOS

Néstor J. Belgrano
M. & M. BOMCHIL

Martín Boldes
SECRETARÍA GENERAL DEL
GOBIERNO DE LA CIUDAD
DE BUENOS AIRES

Pilar Etcheverry Boneo
MARVAL, O'FARRELL
& MAIRAL, MEMBER
OF LEX MUNDI

Ignacio Fernández Borzese
LUNA REQUENA & FERNÁNDEZ
BORZESE TAX LAW FIRM

Laura Huertas Buraglia
MITRANI CABALLERO
& RUIZ MORENO

Damián Burgio
SALAVERRI | BURGIO |
WETZLER MALBRÁN

Fabiola Busto Blanco
GONZALEZ & FERRARO MILA

Adriana Paola Caballero
WIENER SOTO CAPARRÓS

Delfina Calabro
ESTUDIO BECCAR VARELA

Javier Canosa
CANOSA ABOGADOS

Federico Carenzo
LEONHARDT & DIETL

Gabriela Carissimo
ALFARO ABOGADOS

Mariano E. Carricart
BADENI, CANTILLO,
LAPLACETTE & CARRICART

Gustavo Casir
GONZALEZ & FERRARO MILA

Luciano Cativa
LUNA REQUENA & FERNÁNDEZ
BORZESE TAX LAW FIRM

Hector Osvaldo Chomer
JUZGADO DE PRIMERA
INSTANCIA EN LO COMERCIAL

Agustín Comastri
G. BREUER

Agueda Crespo
UNION INTERNACIONAL
DEL NOTARIADO

Roberto H. Crouzel
ESTUDIO BECCAR VARELA

Gabriel de Albadalejo
ECOVIS ARGENTINA
RAMOGNINO, DE ALBALADEJO
& ASOCIADOS SC

Oscar Alberto del Río
CENTRAL BANK OF ARGENTINA

Noelia Aldana Di Stefano
J.P. O'FARRELL ABOGADOS

Dana Eizner
SEVERGNINI, ROBIOLA,
GRINBERG & TOMBEUR

Pablo Ferraro Mila
GONZALEZ & FERRARO MILA

Diego M. Fissore
G. BREUER

María Victoria Funes
M. & M. BOMCHIL

Eduardo Galleazzi
ARCHITECT

Martín Gastaldi
ESTUDIO BECCAR VARELA

Javier M. Gattó Bicaín
CANDIOTTI GATTO
BICAÍN & OCANTOS

Giselle Rita Geuna
ALFARO ABOGADOS

Juan José Glusman
PWC ARGENTINA

Gonzalo María Gros
J.P. O'FARRELL ABOGADOS

Eduardo Guglielmini
MINISTRY OF ENERGY
AND MINING

Sandra S. Guillan

Federico Guillermo Absi
G. BREUER

María del Pilar Gutierrez
LEONHARDT, DIETL, GRAF
& VON DER FECHT

Paula Hertel
DIRECCIÓN GENERAL
DE REGISTRO DE OBRAS
Y CATASTRO (CITY OF
BUENOS AIRES)

Gabriela Hidalgo

Fabián Hilal
CASELLA & HILAL ABOGADOS

Daniel Intile
RUSSELL BEDFORD
ARGENTINA—MEMBER
OF RUSSELL BEDFORD
INTERNATIONAL

Edgardo Isola
M. & M. BOMCHIL

Nicolás Jaca Otaño
RATTAGAN, MACCHIAVELLO
AROCENA & PEÑA
ROBIROSA ABOGADOS

Luciano José Nístico
J.P. O'FARRELL ABOGADOS

Andrea Junquera
CANDIOTTI GATTO
BICAÍN & OCANTOS

Federico Leonhardt
LEONHARDT, DIETL, GRAF
& VON DER FECHT

Eduardo Lerner
ENTE NACIONAL REGULADOR
DE LA ELECTRICIDAD (ENRE)

Pilar Lodewyckx Hardy
ESTUDIO BECCAR VARELA

Marcelo López
INSPECCIÓN GENERAL
DE JUSTICIA

Verónica Lopreite
AGENCIA GUBERNAMENTAL
DE CONTROL

Juan Manuel Magadan
PWC ARGENTINA

María Jimena Martínez Costa
MITRANI CABALLERO
& RUIZ MORENO

Julián Melis
CANDIOTTI GATTO
BICAÍN & OCANTOS

Julián Michel
RATTAGAN, MACCHIAVELLO
AROCENA & PEÑA
ROBIROSA ABOGADOS

María Fernanda Mierz
ESTUDIO BECCAR VARELA

Diego Minerva
MITRANI CABALLERO
& RUIZ MORENO

Walter Minetti
DAMCO

Jorge Miranda
CLIPPERS SA

Pedro Nicholson
ESTUDIO BECCAR VARELA

Alfredo Miguel O'Farrell
MARVAL, O'FARRELL
& MAIRAL, MEMBER
OF LEX MUNDI

Gabriela E. Orsini
SENTIDO COMÚN

Laura Piedrahita Abella
RIVERA & ASOCIADOS

Alejandro Poletto
ESTUDIO BECCAR VARELA

Enrique Pugliano
ORGANIZACIÓN VERAZ SA
COMERCIAL DE MANDATOS
E INFORMES IN AFFILIATION
WITH EQUIFAX INC.

María Clara Pujol
WIENER SOTO CAPARRÓS

Julio R. Martínez
MITRANI CABALLERO
& RUIZ MORENO

Rafael Ramognino
ECOVIS ARGENTINA
RAMOGNINO, DE ALBALADEJO
& ASOCIADOS SC

Natalia Rauchberger
MITRANI CABALLERO
& RUIZ MORENO

Federico José Reibestein
REIBESTEIN & ASOCIADOS

Juan Manuel Reyes Santa Cruz
PLANOSNET.COM
CONSULTORIA MUNICIPAL

Julio Cesar Rivera
RIVERA & ASOCIADOS

Matías Rivera
SALAVERRI | BURGIO |
WETZLER MALBRÁN

Gustavo Robino
WIENER SOTO CAPARRÓS

Sebastián Rodrigo
ALFARO ABOGADOS

Ignacio Rodríguez
PWC ARGENTINA

Julián Andrés Rodríguez
J.P. O'FARRELL ABOGADOS

Teodoro Rodríguez Cáceres
G. BREUER

Juan Ignacio Ruiz
ALFARO ABOGADOS

Diego Salaverri
SALAVERRI | BURGIO |
WETZLER MALBRÁN

Luz María Salomón
J.P. O'FARRELL ABOGADOS

Juan Martín Salvadores
de Arzuaga
DE DIOS & GOYENA
ABOGADOS CONSULTORES

Gonzalo J. Sanchez
SANCHEZ, LUPI & ASOCIADOS

Pablo F. Sanchez Costa
MARVAL, O'FARRELL
& MAIRAL, MEMBER
OF LEX MUNDI

Ignacio Sanchez Vaquero
GONZALEZ & FERRARO MILA

Ramiro Santurio
LEONHARDT, DIETL, GRAF
& VON DER FECHT

Patricia Sassaroli
PAJARITO TRADING SRL

Enrique Schinelli
LEONHARDT, DIETL, GRAF
& VON DER FECHT

Carolina Serra
ESTUDIO BECCAR VARELA

María Shakespear
ESTUDIO BECCAR VARELA

Federico Sosa
ESTUDIO BECCAR VARELA

María Florencia Sota Vazquez
ALFARO ABOGADOS

Pablo Staszewski
STASZEWSKI & ASSOCIATES

Ricardo Tavieres
PWC ARGENTINA

María Paula Terrel

Adolfo Tombolini
RUSSELL BEDFORD
ARGENTINA—MEMBER
OF RUSSELL BEDFORD
INTERNATIONAL

Valentina Toquier
M. & M. BOMCHIL

María Paola Trigiani
ALFARO ABOGADOS

María Victoria Tuculet
M. & M. BOMCHIL

Emilio Beccar Varela
ESTUDIO BECCAR VARELA

Abraham Viera
PLANOSNET.COM
CONSULTORIA MUNICIPAL

Germán Wetzler Malbrán
SALAVERRI | BURGIO |
WETZLER MALBRÁN

Roberto Wiman
GREEN INGENIERÍA

Joaquín Emilio Zappa
J.P. O'FARRELL ABOGADOS

ARMENIA

ELECTRIC NETWORKS
OF ARMENIA

MINISTRY OF ECONOMY

Mher Aghabekyan
YEREVAN MUNICIPALITY

Sergey Aghinyan

Mike Ahern
PWC KAZAKHSTAN

Anait Akhmyan
MINISTRY OF URBAN
DEVELOPMENT

Makar Arakelyan
SATI FREIGHT
FORWARDING CJSC

Amalia Artemyan
PARADIGMA ARMENIA CJSC

Zaruhi Arzumnyan
LEGELATA

Hayk Asatryan
YEREVAN MUNICIPALITY

Sedrak Asatryan
CONCERN-DIALOG LAW FIRM

Alen Assaturian
URBAN UNIT LLC

Ella Atoyan
PWC ARMENIA

David Babayan
HORIZON 95

Karapet Badalyan
ALL T CONSULTING CJSC

Anushik Baghdasaryan
AVENUE CONSULTING GROUP

Artur Balyan
LEGAL WAVE LAW OFFICE LTD.

Hrachia Berberyan
AGRARIAN FARMER'S
ASSOCIATION OF ARMENIA

Artur Buduryan
LEGELATA

Aharon Chilingaryan
PARADIGMA ARMENIA CJSC

Arsen Chitchyan
THE COLLEGIUM OF
BUSINESS-MANAGERS'
BANKRUPTCY—SRO

Tatevik Danielyan
ARLEX INTERNATIONAL CJSC

Azat Dunamalyan
ARSHINBANK CJSC

Aikanush Edigaryan
TRANS-ALLIANCE

Gagik Galstyan
HORIZON 95

Shoghik Gharibyan
KPMG

Arsen Ghazaryan
UNION OF MANUFACTURERS
AND BUSINESSMEN
(EMPLOYERS) OF ARMENIA

Hasmik Ghukasyan
GRANT THORNTON LLP

Gayane Grigoryan
GRANT THORNTON LLP

Mihran Grigoryan
AVENUE CONSULTING GROUP

Narek Grigoryan
THE STATE COMMITTEE OF
REAL PROPERTY CADASTRE
OF THE GOVERNMENT OF
THE REPUBLIC OF ARMENIA

Tigran Grigoryan
AVENUE CONSULTING GROUP

Tigran K. Grigoryan
ASSEMBLING AND
ARRANGING ENTERPRISE
OF ELECTROTECHNICAL
EQUIPMENT
ELECTROSEVKAMONTAG

Alla Hakhnazaryan
LEGELATA

Gevorg Hakobyan
ELAWPHANT LAW FIRM

Edgar Hambaryan
KPMG

Hasmik Harutyunyan
PWC ARMENIA

Artak Hovakimyan
BIG ENERGO LLC

Arthur Hovhannisyan
MINISTRY OF JUSTICE

Vahan Hovsepian

Andranik Kasaryan
YEREVAN MUNICIPALITY

Georgi Khachatryan
AVENUE CONSULTING GROUP

Rafik Khachatryan
KPMG

Sargis Manukyan
YEREVAN MUNICIPALITY

Gor Margaryan
LEGELATA

Nshan Martirosyan
MINISTRY OF URBAN
DEVELOPMENT

Lilit Matevosyan
PWC ARMENIA

Nshan Matevosyan
ARLEX INTERNATIONAL CJSC

Eduard Mesropyan
JINJ ENGINEERING
AND CONSULTING

Hovhannes Mesropyan
JINJ ENGINEERING
AND CONSULTING

Eleonora Mkrtchyan
CENTRAL BANK OF ARMENIA

Lilit Movsisyan
STATE REVENUE COMMITTEE
OF THE GOVERNMENT OF
THE REPUBLIC OF ARMENIA

Rajiv Nagri
GLOBALINK LOGISTICS GROUP

Narine Nersisyan
PWC ARMENIA

Aram Orbelyan
CONCERN-DIALOG LAW FIRM

Naira Petrosyan
PARADIGMA ARMENIA CJSC

Sarhat Petrosyan
URBANLAB YEREVAN

Suren Petrosyan
SP CONSULTING LLC

Hayk Pogosyan
ARSARQTEX LLC

Nare Sahakyan
ARSHINBANK CJSC

Thomas Samuelian
ARLEX INTERNATIONAL CJSC

Gor Shahbazyan
PWC ARMENIA

Maria Stepanyan
PROFTAX

Aleksey Sukoyan
COURT OF FIRST INSTANCE

Hakob Tadevosyan
GRANT THORNTON LLP

Arevik Tarzyan
AVITA LLC

Armen Tumanyan
INTELEC INTELLIGENT
ELECTRICAL SOLUTIONS

Nerses Yeritsyan
CENTRAL BANK OF ARMENIA

Hmayak Yezekyan
GLOBAL LOGISTICS

Aram Zakaryan
ACRA CREDIT BUREAU

AUSTRALIA

HILL SHIRE CITY COUNCIL

TREASURY OF AUSTRALIA

Mariam Azzo
CLAYTON UTZ, MEMBER
OF LEX MUNDI

Michael Barnett
PWC AUSTRALIA

Rosanna Bartlett
ATTORNEY-GENERAL'S
DEPARTMENT

Harold Bolitho
KING & WOOD MALLESONS

Lynda Brumm
PWC AUSTRALIA

Pete Calleja
PWC AUSTRALIA

Andrea Castle
WHITE & CASE AUSTRALIA

Amanda Coneyworth
FERRIER HODGSON
MH SDN BHD

Mark Dalby
OFFICE OF STATE REVENUE,
NSW TREASURY

Kristy Dixon
MARQUE LAWYERS

Philip Harvey
KING & WOOD MALLESONS

Morgan Kelly
FERRIER HODGSON
MH SDN BHD

Nathanael Kitingan
MACPHERSON +
KELLEY LAWYERS

Felicia Lal
MARQUE LAWYERS

Angus Luffman
EQUIFAX

John Martin
THOMSON GEER

Mitchell Mathas
MATHASLAW

Barnaby Matthews
WHITE & CASE AUSTRALIA

Nicholas Mavrakis
CLAYTON UTZ, MEMBER
OF LEX MUNDI

Mark Maxwell
FUSION INDUSTRIES PTY LTD.

Georgia McGrath
MARQUE LAWYERS

Aaron McKenzie
MARQUE LAWYERS

Gordon McNeil
AGRA COM PTY LIMITED

Abdur Mohamed
PWC AUSTRALIA

Edmond Park
CLAYTON UTZ, MEMBER
OF LEX MUNDI

Michael Piotrowicz
ATTORNEY-GENERAL'S
DEPARTMENT

Wesley Rogers
MARQUE LAWYERS

Dean Schiller
FAYMAN INTERNATIONAL
PTY. LTD.

Ruwan Senanayake

Bob Sparshatt
EQUIFAX

Damian Sturzaker
MARQUE LAWYERS

Michael Sweeney
LEE GREEN & CO.

Simon Truskett
CLAYTON UTZ, MEMBER
OF LEX MUNDI

Bruce Whittaker
ASHURST LLP

Amanda Wu
ASHURST LLP

AUSTRIA

MINISTRY FOR SCIENCE,
RESEARCH AND ECONOMY

ÖFFENTLICHER NOTAR MMAG.
DR. ARNO WEIGAND

Thomas Baredar
ÖSTERREICHISCHE
NATIONAL BANK

Constantin Benes
SCHOENHERR

Markus Bitterl
GRAF & PITKOWITZ
RECHTSANWÄLTE GMBH

Ludwig Bittner
ÖSTERREICHISCHE
NOTARIATSKAMMER

Georg Brandstetter
BRANDSTETTER,
BAURECHT, PRITZ & PARTNER
RECHTSANWÄLTE KG

Manfred Buric
FEDERAL MINISTRY OF
CONSTITUTIONAL AFFAIRS,
REFORM, DEREGULATION
AND JUSTICE

Sonja Bydlinski
MINISTRY OF JUSTICE

Martin Ebner
SCHOENHERR

Martin Eckel
TAYLORWESSING
E|N|W|C NATLACEN
WALDERDORFF CANCOLA
RECHTSANWÄLTE GMBH

Agnes Eigner
BRANDSTETTER, BAURECHT,
PRITZ & PARTNER
RECHTSANWÄLTE KG

Julius Ernst
BEV

Tibor Fabian
BINDER GRÖSSWANG
RECHTSANWÄLTE GMBH

Julian Feichtinger
CHSH CERHA HEMPEL
SPIEGELFELD HLAWATI,
MEMBER OF LEX MUNDI

Leopold Ferch
GRAF & PITKOWITZ
RECHTSANWÄLTE GMBH

Christina Frist
SCHOENHERR

Ferdinand Graf
GRAF & PITKOWITZ
RECHTSANWÄLTE GMBH

Andreas Hable
BINDER GRÖSSWANG
RECHTSANWÄLTE GMBH

Sebastian Haense
GRAF & PITKOWITZ
RECHTSANWÄLTE GMBH

Herbert Herzig
AUSTRIAN CHAMBER
OF COMMERCE

Alexander Hofmann
LAWYER

Armin Immervoll
MINISTRY OF FINANCE

Alexander Isola
GRAF & PITKOWITZ
RECHTSANWÄLTE GMBH

Rudolf Kaindl
KAINDL DUERR SCHULLER-
KOEHLER ANTENREITER &
PARTNER CIVIL LAW NOTARIES

Amith Gururaj Karanth
PPC INSULATORS
AUSTRIA GMBH

Margarete Kinz
PWC AUSTRIA

Alexander Klausner
BRAUNEIS KLAUSER PRÄNDL
RECHTSANWÄLTE GMBH

Christian Köttl
MINISTRY OF FINANCE

Rudolf Krickl
PWC AUSTRIA

Michaela Krist
CHSH CERHA HEMPEL
SPIEGELFELD HLAWATI,
MEMBER OF LEX MUNDI

Georg Lenger
BREEZE PROJECT
AUSTRIA GMBH

Peter Madl
SCHOENHERR

Johannes Mrazek
AUSTRIAN REGULATORY
AUTHORITY

Gerhard Muggenhuber
BEV—FEDERAL OFFICE OF
METROLOGY & SURVEYING

Nikolaus Neubauer
PWC AUSTRIA

Christopher Peitsch
CHSH CERHA HEMPEL
SPIEGELFELD HLAWATI,
MEMBER OF LEX MUNDI

Thomas Rosenthaler
SCWP SCHINDHELM AUSTRIA

Edwin Scharf
SCWP SCHINDHELM AUSTRIA

Georg Schima
KUNZ SCHIMA WALLENTIN
RECHTSANWÄLTE OG,
MEMBER OF IUS LABORIS

Stephan Schmalzl
STARLINGER MAYER

Daniel Schmidt
BINDER GRÖSSWANG
RECHTSANWÄLTE GMBH

Ernst Schmidt
ALPERN & PRINZ

David Seid
GRAF & PITKOWITZ
RECHTSANWÄLTE GMBH

Helmut Sprongl
AUSTRIAN REGULATORY
AUTHORITY

Thomas Trettnak
CHSH CERHA HEMPEL
SPIEGELFELD HLAWATI,
MEMBER OF LEX MUNDI

Birgit Vogt-Majarek
KUNZ SCHIMA WALLENTIN
RECHTSANWÄLTE OG,
MEMBER OF IUS LABORIS

Gerhard Wagner
KSV1870 INFORMATION GMBH

Lukas A. Weber
BRAUNEIS KLAUSER PRÄNDL
RECHTSANWÄLTE GMBH

Stefan Weileder
GRAF & PITKOWITZ
RECHTSANWÄLTE GMBH

Elisabeth Zehetner-Piewald
AUSTRIAN CHAMBER
OF COMMERCE

AZERBAIJAN

AZERSUN

CENTER FOR ANALYSIS
OF ECONOMIC REFORMS
AND COMMUNICATION

MINISTRY OF EMERGENCY
SITUATIONS, STATE AGENCY
FOR CONTROL OVER
CONSTRUCTION SAFETY

Aygun Abbasova
MICHAEL WILSON &
PARTNERS LTD.

Parviz Abdullayev
PWC AZERBAIJAN

Husniyye Abdullayeva
MINISTRY OF TAXES

Khosrov Agaev
AKKORD ASC

Chingiz Agarzaev

Mike Ahern
PWC KAZAKHSTAN

Ilham Ahmedov
BAKU ADMINISTRATIVE-
ECONOMICAL COURT NO. 1

Zulfiya Akchurina
GRATA INTERNATIONAL

Iftikhar Akhundov
MINISTRY OF TAXES

Azer Aliyev

Aykhan Asadov
BM MORRISON PARTNERS LLC

Zhala Asgarli
MGB LAW OFFICES

Ismail Askerov
MGB LAW OFFICES

Jamal Baghirov
BM MORRISON PARTNERS LLC

Natavan Baghirova
BM MORRISON PARTNERS LLC

Farid Bakhtshiyev
GRATA INTERNATIONAL

Emil Bashirov
GRATA INTERNATIONAL

Khayyam Bayramov
JUDICIAL SERVICES AND
SMART INFRASTRUCTURE
PROJECT, WB AND MOJ

Orkhan Beydiyev
CASPIAN LEGAL CENTER

Eyyub Fataliyev
PWC AZERBAIJAN

Tural Feyzullayev
COLLATERAL REGISTRY

Pari Gasimli
CASPIAN LEGAL CENTER

Arif Guliyev
PWC AZERBAIJAN

Ramin Gurbanov
BAKU CITY YASAMAL
DISTRICT COURT

Fatima Gurbanova
PWC AZERBAIJAN

Elchin Habibov
AZERBAIJAN CREDIT
BUREAU LLC

Arzu Hajiyeva
EY

Kamala Hajiyeva
EY

Seymur Hasanov
FINANCIAL MARKETS
SUPERVISORY AUTHORITY

Lala Hasanova
MGB LAW OFFICES

Kamal Huseynli
MGB LAW OFFICES

Elmar Huseynov
BLUE WATER SHIPPING LTD.

Ruhiyya Isayeva
DENTONS

Gadir Ismayilov
AZERISHIQ OJSC

Delara Israfilova
BM MORRISON PARTNERS LLC

Zaki Jabiyev

Aladdin A. Jafarov
BAKU CITY YASAMAL
DISTRICT COURT

Ummi Jalilova
GRATA INTERNATIONAL

Anar Janmammadov
MGB LAW OFFICES

Bahar Kavuzova
PWC AZERBAIJAN

Sabina Kerimova
DENTONS

Elshad Khanalibayli
THE STATE COMMITTEE
ON PROPERTY ISSUES

Elnur Mammadov

Elshad Mammadov
THE STATE COMMITTEE
ON PROPERTY ISSUES

Sahib Mammadov
CITIZENS' LABOUR RIGHTS
PROTECTION LEAGUE

Zaur Mammadov
EY

Ilgar Mehti
EKVITA

Rauf Memmedov
AZERBAIJAN CUSTOMS
COMMITTEE

Telman Memmedov
MINISTRY OF TAXES

Elkhan Mikayilov
SECTOR OF ASSISTANT
SERVICE OF THE PRESIDENT
OF AZERBAIJAN REPUBLIC
ON ECONOMIC REFORMS

Farhad Mirzayev
BM MORRISON PARTNERS LLC

Ruslan Mirzayev
ADREM ATTORNEYS

Zahir Mirzoev
MID 17

Aynur Musayeva
EXPERT SM LTD.

Altay Mustafayev
ALTAY MUSTAFAYEV LAW & TAX

Ikram Mutallimov
BUSINESS SERVICE CENTRE

Farid Nabili
CASPIAN LEGAL CENTER

Sabina Orujova
DENTONS

Almaz Quliyeva
MINISTRY OF TAXES

Mehri Rzaeva
BM MORRISON PARTNERS LLC

Leyla Safarova
BM MORRISON PARTNERS LLC

Mustafa Salamov
BM MORRISON PARTNERS LLC

Nazim Shukurov
AUDIT AZERBAIJAN

Sona Taghiyeva
DENTONS

Anar A. Umudov
ALIBI PROFESSIONAL LEGAL
& CONSULTING SERVICES

Kamil Valiyev
MGB LAW OFFICES

Ilkin Veliyev
MINISTRY OF TAXES

Michael Wilson
MICHAEL WILSON &
PARTNERS LTD.

Sevil Yahyayeva
EKVITA

Javid Yusifov
CASPIAN LEGAL CENTER

Ulvia Zeynalova-Bockin
DENTONS

BAHAMAS, THE

BAHAMAS CUSTOMS
RBC ROYAL BANK

Tara A. Archer-Glasgow
HIGGS & JOHNSON

Sonia Brown
GRAPHITE ENGINEERING LTD.

Gregory Cleare
HOLOWESKO PARTNERS LTD.

Kimberley Cleare
PWC BAHAMAS

Myles Culmer
BDO

Kandice Davis
UTILITIES REGULATION &
COMPETITION AUTHORITY

Craig G. Delancy
MINISTRY OF WORKS
& TRANSPORT

Amos J. Ferguson Jr.
FERGUSON ASSOCIATES
& PLANNERS

Michael Forsythe
IMPORT EXPORT BROKERS LTD.

Wendy Forsythe
IMPORT EXPORT BROKERS LTD.

Vann P. Gaitor
HIGGS & JOHNSON

Darren Ginns
SMG CONSTRUCTION

Craig Gomez
BAKER TILLY GOMEZ

Audley Hanna Jr.
HIGGS & JOHNSON

Whitney Heastie
BAHAMAS POWER AND LIGHT

Evelyn Holowesko
HOLOWESKO PYFROM
FLETCHER

Christopher Jenkins
LENNOX PATON

Juan Lopez
KPMG

Edward J. Marshall II
GRAHAM THOMPSON
ATTORNEYS

Mike Maura
APD LIMITED

Wayne R. Munroe
MUNROE & ASSOCIATES

Andrew G.S. O'Brien II
GLINTON | SWEETING | O'BRIEN

Lindsay Pinder
PINDER'S CUSTOMS
BROKERAGE

Prince Rahming
PWC BAHAMAS

Alvan Rolle
ALVAN K. ROLLE &
ASSOCIATES CO. LTD.

Rochelle Sealy
PWC BAHAMAS

Merrit A. Storr
PROVIDENCE LAW

Burlington Strachan
BAHAMAS POWER AND LIGHT

Michele Thompson
EY

Simon Townend
KPMG

Dana C. Wells
GRAHAM THOMPSON
ATTORNEYS

BAHRAIN

Ahmed Abbas Abdulla
HASSAN RADHI & ASSOCIATES

Ahmed Abdulla
MINISTRY OF WORKS,
MUNICIPALITIES AND
URBAN PLANNING

Mahmood Al Asheeri
THE BENEFIT COMPANY

Latifa Al Mutawa
THE BENEFIT COMPANY

Salem Al Quti
MINISTRY OF WORKS,
MUNICIPALITIES AND
URBAN PLANNING

Waleed Al Sabbagh
BAHRAIN CUSTOMS

Ali Al Sadeq
THE BENEFIT COMPANY

Noor Al Taraif
ZU'BI & PARTNERS ATTORNEYS
& LEGAL CONSULTANTS

Mohamed Al-Ahmadi
MINISTRY OF INDUSTRY,
COMMERCE AND TOURISM

Ali Alalawi
MINISTRY OF INDUSTRY,
COMMERCE AND TOURISM

Jameel Al-Alawi
MINISTRY OF INDUSTRY,
COMMERCE AND TOURISM

Dana Alghareeb
HAYA RASHED AL KHALIFA

Rehab Al-Hashimi
MINISTRY OF WORKS,
MUNICIPALITIES AND
URBAN PLANNING

Ramzan Alnoaimi
JUDICIAL AND LEGAL
STUDIES INSTITUTE

Lulwa Alzain

Shehbaz Ameen
AGILITY LOGISTICS

Nada Azmi
BAHRAIN ECONOMIC
DEVELOPMENT BOARD

Laverne Bacaser
EY

Jenan Banahi
DLA PIPER

Piyush Bhandari
INTUIT MANAGEMENT
CONSULTANCY

Laith Damer
TALAL ABU-GHAZALEH
LEGAL (TAG-LEGAL)

Ayman El Ghonem
TALAL ABU-GHAZALEH
LEGAL (TAG-LEGAL)

Qays H. Zu'bi
ZU'BI & PARTNERS ATTORNEYS
& LEGAL CONSULTANTS

Najma Hassan
MINISTRY OF WORKS,
MUNICIPALITIES AND
URBAN PLANNING

Hessa Hussain
THE BENEFIT COMPANY

Noora Janahi
HASSAN RADHI & ASSOCIATES

Jawad HabibJawad
BDO

Ali Maki
MINISTRY OF INDUSTRY,
COMMERCE AND TOURISM

Omar Manassaki
ZU'BI & PARTNERS ATTORNEYS
& LEGAL CONSULTANTS

Ali Marhoon
MINISTRY OF INDUSTRY,
COMMERCE AND TOURISM

Eman Omar
ZU'BI & PARTNERS ATTORNEYS
& LEGAL CONSULTANTS

Mohamed Qurban
KANOO SHIPPING—YUSUF
BIN AHMED KANOO WLL

Hassan Ali Radhi
HASSAN RADHI & ASSOCIATES

Naji Sabt
SURVEY AND LAND
REGISTRATION BUREAU

Bidoor Saif
HAYA RASHED AL KHALIFA

Manar Swar
MINISTRY OF WORKS,
MUNICIPALITIES AND
URBAN PLANNING

Bajju Thomas
AGILITY LOGISTICS

Mohamed Toorani
DLA PIPER

Aseel Zimmo
SUPREME JUDICIAL COUNCIL

BANGLADESH

BANGLADESH FREIGHT
FORWARDERS
ASSOCIATION—CHITTAGONG

BANGLADESH FREIGHT
FORWARDERS
ASSOCIATION—DHAKA

CHITTAGONG DEVELOPMENT
AUTHORITY

DHAKA CUSTOMS
AGENTS ASSOCIATION

DHAKA ELECTRICITY SUPPLY
COMPANY LTD. (DESCO)

MINISTRY OF COMMERCE

Ahmed Nadim Abdullah
FM ASSOCIATES

Darras Abdullah
TANJIB ALAM AND ASSOCIATES

S.M. Abid Ur Rahman
TANJIB ALAM AND ASSOCIATES

Akib Adnan
PUBALI CONSTRUCTION
CO. LTD.

Munir Uddin Ahamed
WAC LOGISTICS LIMITED

Suprim Ahammed
RAHMAN RAHMAN HUQ,
KPMG IN BANGLADESH

Faria Ahmad
AKHTAR IMAM & ASSOCIATES

Montakim Ahmed
ACE ADVISORY

Junayed Ahmed Chowdhury
VERTEX CHAMBERS

Mohamed Nasir Uddin
Al Mamun
AIR SEA GLOBAL FREIGHT LTD.

Sayed Abdullah Al Mamun
Khan
A.S. & ASSOCIATES

K.M. Tanjib-Ul Alam
TANJIB ALAM AND ASSOCIATES

Shajib Mahmood Alam
COUNSELS LAW PARTNERS

Emran Ali
LAND REGISTRATION
DIRECTORATE, MINISTRY
OF LAW, JUSTICE &
PARLIAMENTARY AFFAIRS

Mohamed Azaher Ali Khan
LAND REGISTRATION
DIRECTORATE, MINISTRY
OF LAW, JUSTICE &
PARLIAMENTARY AFFAIRS

Sayed Anwar Hossain
SAYED ANWAR HOSSAIN
AND ASSOCIATES

Mohammad Arif Uddin
ADVOCATE

Mohamed Asadul Islam
DIRECTORATE OF
REGISTRATION, MINISTRY
OF LAW, JUSTICE AND
PARLIAMENTARY AFFAIRS

Jennifer Ashraf

Arunima Dutta Aurni
FAROOQ AND ASSOCIATES

Nirod Baran Biswas
LAND REGISTRATION
DIRECTORATE, MINISTRY
OF LAW, JUSTICE &
PARLIAMENTARY AFFAIRS

A.S.A. Bari
A.S. & ASSOCIATES

Kapil Basu
PRICEWATERHOUSECOOPERS
PVT. LTD.

Sushmita Basu
PRICEWATERHOUSECOOPERS
PVT. LTD.

Md. Halim Bepari
HAFIZ AND HAQUE SOLICITORS

Asif Bin Anwar
GRAYS CHAMBERS

Mir Osman Bin Nasim
LAWYER

Nirmal Chandra Sarker
INDUSTRIAL ENGINEERING
& SERVICES

Paavan Chhabra
HEALY CONSULTANTS
GROUP PLC

A.H.M. Belal Chowdhury
FM ASSOCIATES

Abul Kashem Chowdhury

Fahim Chowdhury
PUBALI CONSTRUCTION
CO. LTD.

M.A. Sami W. Chowdhury
ADVOCARE LAW
INTERNATIONAL

Mohammed Chowdhury
ANCHOR LOGISTICS

Shabnaz Chowdhury
LEX JURIS

Swad Chowdhury
CELESTIAL

Titu Dey
BT LOGISTICS LTD.

Mohannad F. Bhuiyan
GRAYS CHAMBERS

Dewan Faisal
A.S. & ASSOCIATES

Imtiaz Farooq
AHMED AND FAROOQ LP

Abdullah Faruque
FACULTY OF LAW, UNIVERSITY
OF CHITTAGONG

Osman Goni
OGR LEGAL

A.K.M. Fazlul Haque
HUSSAIN FARHAD & CO.

Mohammad Saiful Haque
ACCORD CHAMBERS

Mohammad Harun-or-Rashid
REGISTRAR, JOINT STOCK
COMPANIES & FIRMS

Muhammad Tanvir Hashem
Munim
MUNIM & ASSOCIATES

Sk. Abid Hossain
EDISON GROUP

Mamorej Hossen
DESIGN AND CONSULTANCY
SERVICES

Faria Huq
A.S. & ASSOCIATES

M. Farhad Hussain
HUSSAIN FARHAD & CO.

Mohamed Ibrahim Khalil
JURAL ACUTY

Tahsin Iftekhar
JOINT DISTRICT JUDGE COURT

Rashna Imam
AKHTAR IMAM & ASSOCIATES

Quazi Mahmud Iman (Bilu)
CFS SERVICES

Ashiq Imran
FIALKA

Arif Imtiaz

Jafar Iqbal
LAW OPTIMA

Aminur Islam
LEX JURIS

Ashraful Islam
RAJUK (CAPITAL CITY
DEVELOPMENT AUTHORITY
OF BANGLADESH)

Md. Aminul Islam
CITY APPAREL-TEX CO.

Md. Monjurul Islam
BANGLADESH FRUITS,
VEGETABLES & ALLIED
PRODUCTS EXPORTERS
ASSOCIATION

Md. Saiful Islam
LEX COUNSEL

Muhammad Shafiqul Islam
REGISTRAR, JOINT STOCK
COMPANIES & FIRMS

Maeesha Islam Dhusharima
GRAYS CHAMBERS

Abdul Jabbar
A.S. & ASSOCIATES

Mohammed Jabbar
DBL GROUP

Mohamed Jobaer Iqbal
PRONAYON

Ahsanul Kabir
KABIR & ASSOCIATES

Meah Mohammed Kausar
Alam
THE LEGAL EDGE

Jabed Kawsar
PRONAYON

Abdul Monem Khan
VERTEX CHAMBERS

Ahammed Abdullah Khan
ADVOCARE LAW
INTERNATIONAL

Anwar A. Khan
GENESIS DENIM

Mashfiqul Haque Khan
LEX JURIS

Md. Mydul H. Khan
LEX JURIS

Rukhsana Khan
LEX JURIS

Suhan Khan
ACCORD CHAMBERS

Monsura Khatun
BANGLADESH BANK

Mohamed Abdul Kuddus Abid
CPDL

Santosh Kumar Pandit
REGISTRAR, JOINT STOCK
COMPANIES & FIRMS

Dipak Kumar Sarker
DIRECTORATE OF
REGISTRATION, MINISTRY
OF LAW, JUSTICE AND
PARLIAMENTARY AFFAIRS

Sarjean Rahman Lian
FM ASSOCIATES

Kazi Mahboob
A. WAHAB & CO.

Rashi Mittal
HEALY CONSULTANTS
GROUP PLC

Minhaz Mohamed Shakil
INDUSTRIAL ENGINEERING
& SERVICES

Md. Moniruzzaman
THE LAW COUNSEL

Ahmed Mustafiz
LAND REGISTRATION
DIRECTORATE, MINISTRY
OF LAW, JUSTICE &
PARLIAMENTARY AFFAIRS

Yasmin Nazma
LAND REGISTRATION
DIRECTORATE, MINISTRY
OF LAW, JUSTICE &
PARLIAMENTARY AFFAIRS

Mohamed M. Nurul Islam
PRONAYON

Bikash Chandra Paul
BT LOGISTICS LTD.

Tanvir Quader
VERTEX CHAMBERS

Habibur Rahaman
A.S. & ASSOCIATES

Al Amin Rahman
FM ASSOCIATES

Habiba Rahman
SELF FASHION LIMITED

Md. Sayeedur Rahman
HUSSAIN FARHAD & CO.

Md. Tameem Rahman

Rafinur Rahman
COUNSELS LAW PARTNERS

Shahana Rahman
RAHMAN'S CHAMBERS

Mohammed Rakibur Rahman
Khan
E-CUBE DESIGN

Rony Deb Nath Rajib
KR TECH SOLUTION

Mir Raisa Rakiba

Badhan Roy
RAHMAN'S CHAMBERS

Ridi Rubaiyat
TANJIB ALAM AND ASSOCIATES

Md. Salim Sardar
ADVOCATE

Mohammed Shahiduzzaman
Kiron
E-CUBE DESIGN

Nazia Sher
OBITER DICTUM

Imran Siddiq
THE LAW COUNSEL

Sakib Sikder
JURAL ACUTY

Shakhawat Sumon
SHODESH SHIPPING &
LOGISTIC COMPANY

Rupam Talukdar
THE LAWYERS' UNIT

Sarwar Uddin
HUSSAIN FARHAD & CO.

Abdul Wahab
A. WAHAB & CO.

Nurul Wahab
A. WAHAB & CO.

Munshi Mohammad Wakid
BANGLADESH BANK

Sabrina Zarin
FM ASSOCIATES

BARBADOS

CLARKE GITTENS FARMER

Alicia Archer
ARTEMIS LAW

Patricia Boyce
EVERSON R. ELCOCK
& CO. LTD.

Andrew F. Brathwaite
KPMG BARBADOS

Rosalind Bynoe
BCF ATTORNEYS-AT-LAW

De'quan Carmichael
KPMG BARBADOS

Trevor A. Carmichael
CHANCERY CHAMBERS

Adrian Carter
THE BARBADOS LIGHT AND
POWER COMPANY LTD.

Berkeley Clark
BJS CUSTOMS SERVICE INC.

Heather A. Clarke
CORPORATE AFFAIRS
AND INTELLECTUAL
PROPERTY OFFICE

Adrian W. Cummins
CARRINGTON & SEALY

Ryan Omari Drakes

Gloria Eduardo
PWC BARBADOS

Adrian M. Elcock
EVERSON R. ELCOCK
& CO. LTD.

Antonio Elcock
EVERSON R. ELCOCK
& CO. LTD.

Andrew C. Ferreira
CHANCERY CHAMBERS

Louis Forde
BARBADOS CUSTOMS BROKERS
& CLERKS ASSOCIATION

Sharalee Gittens
CHANCERY CHAMBERS

Marianne Greenidge
KPMG BARBADOS

Liza A. Harridyal-Sodha
HARRIDYAL-SODHA
& ASSOCIATES

Rudy Headley
TOWN AND COUNTRY
DEVELOPMENT
PLANNING OFFICE

Jomo Crowther McGlinne
Hope
ARTEMIS LAW

Nicholas Hughes
BDO BARBADOS

Keisha N. Hyde Porchetta
HARRIDYAL-SODHA
& ASSOCIATES

Marva Kirtton
CORPORATE AFFAIRS
AND INTELLECTUAL
PROPERTY OFFICE

Taylor Laurayne
LEX CARIBBEAN

Louisa Lewis-Ward
KPMG BARBADOS

Ruan C. Martinez
BM + CO.

Percy Murrell
BIG P. CUSTOMS BROKERS
AND AIR SEA AND LAND
TRANSPORT INC.

Laurel Odle
PWC BARBADOS

Rohan Pennegan
KPMG BARBADOS

David Prestwich
PWC BARBADOS

Alrick Scott
VIRTUS LEGAL

Thayreesha Singh
LEX CARIBBEAN

Heather Tull
DAVID KING & CO.
ATTORNEYS-AT-LAW

Jason Wilkinson
CARRINGTON & SEALY

Stephen Worme
THE BARBADOS LIGHT AND
POWER COMPANY LTD.

BELARUS

MINISTRY OF ECONOMY

Vyacheslav Anatolyevich
Abramov
STATE PROPERTY COMMITTEE
OF THE REPUBLIC OF BELARUS

Victoria Akhmetova
AURORA

Denis Aleinikov
ALEINIKOV & PARTNERS

Vladyko Denis Alexandrovich
DEPARTMENT FOR CONTROL
AND SUPERVISION OF
CONSTRUCTION IN MINSK
OF THE STATE COMMITTEE
FOR STANDARDIZATION

Olga Andryeuskaja
KPMG

Alexey Anischenko
SORAINEN

Natalia Anoshka
PETERKA & PARTNERS

Kirill Viktorovich Bakinovskiy
JSC BELGAZPROMBANK

Tomasz Baranczyk
PWC POLAND

Anastasia Belenkevich
FBK BEL—PKF INTERNATIONAL

Vladimir Bely
ABLE LOGISTICS LLC

Elena Belyakova
PARADA + PARTNERS

Dmitry Bokhan VERKHOVODKO & PARTNERS LLC	Evgeny Khodkin YUKON LEGAL COMPANY	Maksim Maksimov VERKHOVODKO & PARTNERS LLC	Alexander Sergeevich Petrash MINSK CITY AGENCY FOR STATE REGISTRATION AND LAND CADASTRE	Klim Stashevsky ARZINGER & PARTNERS INTERNATIONAL LAW FIRM
Alexander Botian BOROVTSOV & SALEI	Mikhail Khodosevich ARZINGER & PARTNERS INTERNATIONAL LAW FIRM	Viktor Marinitch RODL & PARTNER, BELARUS	Igor Petukhov VERKHOVODKO & PARTNERS LLC	Vladimir Sukalo Alla Sundukova MINISTRY OF TAXES AND DUTIES
Alexander Buzo EGOROV PUGINSKY AFANASIEV & PARTNERS (EPA&P)	Alexandre Khrapoutski SYSOUEV, BONDAR, KHPAPOUTSKI SBH LAW OFFICE	Andrei Martinovich JSC DEVELOPMENT BANK OF THE REPUBLIC OF BELARUS	Dzina Pinchuk PWC BELARUS	Natalia Talai VMP VLASOVA MIKHEL AND PARTNERS LAW OFFICE
Sergey Anatolyevich Cherepok JSC BELGAZPROMBANK	Sergey Khromov VERKHOVODKO & PARTNERS LLC	Elena Mashonskaya ARZINGER & PARTNERS INTERNATIONAL LAW FIRM	Victor Pleonkin NATIONAL BANK OF THE REPUBLIC OF BELARUS	Vassily Tarasevich KPMG
Ivan Ivanovich Cherniy JSC BELGAZPROMBANK	Siarhei Khvastovich ANTI-RECESSIONARY CONSULTING LLC	Sergey Mashonsky ARZINGER & PARTNERS INTERNATIONAL LAW FIRM	Vadim Poleschuk CHSH CERHA HEMPEL SPIEGELFELD HLAWATI BELARUS	Dmitriy Teltsov TELTSOV AND PARTNERS
Eugenia Chetverikova PWC BELARUS	Ekaterina Kishchuk EGOROV PUGINSKY AFANASIEV & PARTNERS (EPA&P)	Aleksei Mikhailov ARZINGER & PARTNERS INTERNATIONAL LAW FIRM	Valery Porshnev BELENERGO	Dmitry Tihno PWC BELARUS
Sergey Chistyakov STEPANOVSKI, PAPAKUL & PARTNERS ATTORNEYS-AT-LAW	Tatiana Klochko LOVTSOV KLOCHKO & PARTNERS	Anna Miritskaya BNT LEGAL & TAX	Tatyana Pozdneeva VMP VLASOVA MIKHEL AND PARTNERS LAW OFFICE	Nikita Tolkanitsa CHSH CERHA HEMPEL SPIEGELFELD HLAWATI BELARUS
Aliaksandr Danilevich DANILEVICH & VOLOZHINETS	Nina Knyazeva VERKHOVODKO & PARTNERS LLC	Yulia Mironchik ARZINGER & PARTNERS INTERNATIONAL LAW FIRM	Kirill Prihodko ARZINGER & PARTNERS INTERNATIONAL LAW FIRM	Andrey Tolochko REVERA
Svetlana Dashuk VMP VLASOVA MIKHEL AND PARTNERS LAW OFFICE	Vladimir Kolotov	Aleksandr Sergeevich Moiseenko MINSK STATE EXECUTIVE COMMITTEE, BUSINESS REGISTRY	Aleksandr Rusakevich	Elizaveta Trakhalina ARZINGER & PARTNERS INTERNATIONAL LAW FIRM
Sergey Demianenko VERKHOVODKO & PARTNERS LLC	Alexander Kononov GRANT THORNTON	Anastasia Morgun BOROVTSOV & SALEI LAW FIRM SLC	Olga Rybakovskaya MINISTRY OF ENERGY	Nikita Nikolayevich Trosko VMP VLASOVA MIKHEL AND PARTNERS LAW OFFICE
Vadim Dubitski VVK LEGAL SERVICES	Aleksandr Korniyevich FONDOVYI KAPITAL INVESTMENT COMPANY	Helen Mourashko REVERA	Illia Salei BOROVTSOV & SALEI	Fiodar Tsurko TIMIOR
Svetlana Duhovich NATIONAL BANK OF THE REPUBLIC OF BELARUS	Nadezhda Koroleva SYSOUEV, BONDAR, KHPAPOUTSKI SBH LAW OFFICE	Veronika Mozolevskaia JSC DEVELOPMENT BANK OF THE REPUBLIC OF BELARUS	Vassili I. Salei BOROVTSOV & SALEI	Andrei Nikolaevich Tukin
Pavel Dzik JSC DEVELOPMENT BANK OF THE REPUBLIC OF BELARUS	Alexander Korsak ARZINGER & PARTNERS INTERNATIONAL LAW FIRM	Valentina Nazaruk MINISTRY OF ARCHITECTURE AND CONSTRUCTION	Elena Sapego STEPANOVSKI, PAPAKUL & PARTNERS ATTORNEYS-AT-LAW	Dennis Turovets EGOROV PUGINSKY AFANASIEV & PARTNERS (EPA&P)
Tatsiana Fadzeyeva BNT LEGAL & TAX	Ekaterina Kostinevich BDO	Saman Negaresh BOROVTSOV & SALEI	Irina Savchenko PETERKA & PARTNERS	Ruslan Ulasavets RUP BELENERGOSETPROEKT
Aleksey Fedorinchik JSC BELGAZPROMBANK	Mikhail Y. Kostyukov ATTORNEY-AT-LAW	Valentina Neizvestnaya RSM BEL AUDIT	Dmitriy Igorevich Semenkevich MINISTRY OF ARCHITECTURE AND CONSTRUCTION	Sviatlana Valuyeva STEPANOVSKI, PAPAKUL & PARTNERS ATTORNEYS-AT-LAW
Aliaksei Fidzek PWC BELARUS	Yuriy Kozikov BOROVTSOV & SALEI	Alexey Nesterenko PARADA + PARTNERS	Sergei Senchuk STATE COMMITTEE FOR REAL ESTATE REGISTRATION	Pavel Velishkevich GRANT THORNTON
Alexei Filinovich TES DKM GROUP IEC ENERGY COMPANY GMBH	Julia Krivorot EGOROV PUGINSKY AFANASIEV & PARTNERS (EPA&P)	Anatoly Nickkasov MINISTRY OF ARCHITECTURE AND CONSTRUCTION	Vadzim Senkin MINSK CABLE (ELECTRICAL) NETWORK	Irina Veremeichuk VERKHOVODKO & PARTNERS LLC
Vladimir Mikhailovich Ganzya DEPARTMENT FOR CONTROL AND SUPERVISION OF CONSTRUCTION IN MINSK OF THE STATE COMMITTEE FOR STANDARDIZATION	Maksym Lashkevich SPRAVA CONSULTING	Dragoslava Nikich DANA HOLDINGS	Anna Shalimo VERKHOVODKO & PARTNERS LLC	Igor Verkhovodko VERKHOVODKO & PARTNERS LLC
Pavel Gaponov PETERKA & PARTNERS	Pavel Leshchynski LESHCHYNSKI SMOLSKI LEGAL OFFICE	Aleksandr Nikityuk STEPANOVSKI, PAPAKUL & PARTNERS ATTORNEYS-AT-LAW	Alexander Petrovich Shilenkov DEPARTMENT FOR CONTROL AND SUPERVISION OF CONSTRUCTION IN MINSK OF THE STATE COMMITTEE FOR STANDARDIZATION	Dmitry Viltovsky ARZINGER & PARTNERS INTERNATIONAL LAW FIRM
Maria Golovko ARZINGER & PARTNERS INTERNATIONAL LAW FIRM	Inna Leus MINISTRY OF JUSTICE	Sergey Odintsov SCHNEIDER GROUP	Alexander Shkodin BDO	Viktor Vladimirovich Yatsko ECONOMIC COURT OF MINSK
Vladimir Gordienko MINSK CABLE (ELECTRICAL) NETWORK	Boris Levin POLAR LOGISTICS	Elena Orda NATIONAL BANK OF THE REPUBLIC OF BELARUS	Yuliya Shuba BOROVTSOV & SALEI	Ekaterina Zabello VMP VLASOVA MIKHEL AND PARTNERS LAW OFFICE
Nikolai Gorelik ARZINGER & PARTNERS INTERNATIONAL LAW FIRM	Yuliya Liaschenko VMP VLASOVA MIKHEL AND PARTNERS LAW OFFICE	Anna Orlovich VERKHOVODKO & PARTNERS LLC	Natalia Shulzhenko SCHNEIDER GROUP	Vadzim Zakreuski MINISTRY OF ENERGY
Andrei Grigorovich JSC BELGAZPROMBANK	Alexander Ließem BNT LEGAL & TAX	Tatiana Ostrovskaya KPMG	Artur Silivonchik SYSOUEV, BONDAR, KHPAPOUTSKI SBH LAW OFFICE	Ekaterina Zheltonoga VERDICT LAW OFFICE
Elena Hmeleva VERKHOVODKO & PARTNERS LLC	Hleb Lliukovich EGOROV PUGINSKY AFANASIEV & PARTNERS (EPA&P)	Pavel Pankratov BRAND & PARTNER	Maksim Slepitch ARZINGER & PARTNERS INTERNATIONAL LAW FIRM	Maksim Zhukov SYSOUEV, BONDAR, KHPAPOUTSKI SBH LAW OFFICE
Antonina Ivanova ANTONINA IVANOVA LEGAL PRACTICE	Valery Lovtsov LOVTSOV KLOCHKO & PARTNERS	Galina Grigoryevna Pavlova MINISTRY OF ARCHITECTURE AND CONSTRUCTION	Danila Smolski LESHCHYNSKI SMOLSKI LEGAL OFFICE	Maxim Znak BOROVTSOV & SALEI
Vital Kalyada VVK LEGAL SERVICES	Ekaterina Lukyanova STATE COMMITTEE FOR REAL ESTATE REGISTRATION	Veronika Pavlovskaya ARZINGER & PARTNERS INTERNATIONAL LAW FIRM	Vitaliy Sorokin NATIONAL BANK OF THE REPUBLIC OF BELARUS	Nadia Znak BOROVTSOV & SALEI
Ulyana Kavalionak BNT LEGAL & TAX	Svetlana Luzgina BDO	Katsiaryna Pedo REVERA	Igor Starovoytov MINISTRY OF LABOR AND SOCIAL PROTECTION	BELGIUM
Yurij Kazakevitch RODL & PARTNER, BELARUS	Sergei Makarchuk CHSH CERHA HEMPEL SPIEGELFELD HLAWATI BELARUS	Veronica Perepelitsa VMP VLASOVA MIKHEL AND PARTNERS LAW OFFICE		ALLEN & OVERY LLP BELGIUM
Dmitry Khalimonchik SOFTCLUB LLC	Natalya Makhanev GRANT THORNTON			Hubert André-Dumont MCGUIREWOODS LLP
				Matthias Bastiaen PWC
				Mérim Bennari PIERSTONE BRUSSELS

Luc Bontinck
NATIONAL PLEDGE REGISTRY
/ BELGIAN FEDERAL PUBLIC
SERVICE FINANCES

Patrick Boone
PWC

Thierry Bosly
WHITE & CASE

Hakim Boularbah
LIEDEKERKE WOLTERS
WAELEBROECK KIRKPATRICK,
MEMBER OF LEX MUNDI

Stan Brijs
NAUTADUTILH

Sara Cappelletti
MONARD LAW

François-Guillaume Caspar
NAUTADUTILH

Martijn De Meulemeester
PWC

Didier De Vliegheer
NAUTADUTILH

Hélène Deroubaix
LOYENS & LOEFF

Camille Dümm
NATIONAL BANK OF BELGIUM

David DuPont
ASHURST LLP

Jürgen Egger
LAGA

Harry Eliaerts
NAUTADUTILH

Alain François
EUBELIUS ATTORNEYS

Frederick Geldhof
MCGUIREWOODS LLP

Pierre-Yves Gillet
CABINET D'ARCHITECTE

Conny Grenson
EUBELIUS ATTORNEYS

Jean-Luc Hagon
NAUTADUTILH

Glenn Hansen
LAGA

Julien Hilaire
LIEDEKERKE WOLTERS
WAELEBROECK KIRKPATRICK,
MEMBER OF LEX MUNDI

Sophie Jacmain
NAUTADUTILH

Robberts Jacobs
LOYENS & LOEFF

Evelien Jamaels
CROWELL & MORING

Stéphanie Kervyn
de Meerendré
DEMINOR SA

Laurent Lantonnois
WHITE & CASE

Marianne Laruelle

Axel Maeterlinck
SIMONT BRAUN

Giulia Mauri
PIERSTONE BRUSSELS

Pascale Moreau
PWC

Koen Panis
LOYENS & LOEFF

Emmanuel Plasschaert
CROWELL & MORING

Johan Poedts
SIBELGA

Aurélien Polle
NAUTADUTILH

Werner Rens
FEDERAL PUBLIC
SERVICE FINANCE

Eric Schmitz
PWC

Frédéric Souchon
PWC

Timothy Speelman
MCGUIREWOODS LLP

Bernard Thuysbaert
DEMINOR SA

Lydia Tsioli
WHITE & CASE

Bram Van Cauwenberge
NAUTADUTILH

Jan Van Celst
DLA PIPER UK LLP

Gill Van Damme
PWC

Bart Van Rossum
B.T.V.

Thierry Van Sinay
CONSEIL INTERNATIONAL
DU NOTARIAT BELGE

Maxime Verheyden
EUBELIUS ATTORNEYS

Robert Vermetten
TRANSPORT & PROJECT
LOGISTICS

Katrien Vorlat
MONARD LAW

Bram Vuylsteke
NOTARY BRAM VUYLSTEKE

Tom Wallyn
PWC

Luc Weyts
CONSEIL INTERNATIONAL
DU NOTARIAT BELGE

Dirk Wouters
WOUTERS, VAN MERODE
& CO. BEDRIJFSREVISOREN
BVBA—MEMBER OF RUSSELL
BEDFORD INTERNATIONAL

Nicola Zenoni
ASHURST LLP

BELIZE

Emil Arguelles
ARGUELLES & COMPANY LLC

Mikhail Arguelles
MIKHAIL ARGUELLES
& ASSOCIATES

José A. Bautista
PKF INTERNATIONAL

Derek Courtenay

Christopher Coye
COURTENAY COYE LLP

Ana Maria Epat
STRUKTURE ARCHITECTS

Ken Gough

Joseph Hamilton
WESTRAC LTD.

Russell Longworth
CARIBBEAN SHIPPING
AGENCIES LTD.

Andrew Marshalleck
BARROW & CO.
ATTORNEYS-AT-LAW

Tania Moody
BARROW & WILLIAMS

Herman Pastor
MINISTRY OF LABOUR,
LOCAL GOVERNMENT AND
RURAL DEVELOPMENT

Estevan Perera
ESTEVAN PERERA &
COMPANY LLP

Sharon Pitts-Robateau
PITTS, PITTS & ASSOCIATES

Aldo Reyes
REYES RETREAGE LLP

Wilfred Rhaburn
W. RHABURN CONSULTING

Saidi Vaccaro
ARGUELLES & COMPANY LLC

Darlene Margaret Vernon
VERNON & LOCHAN

C. Phillip Waight
WAIGHT & ASSOCIATES

Lisa Zayden
BDO BELIZE LLP

BENIN

BCEAO

ETUDE MAÎTRE
KOTCHOFA FAIHUN

GUOCE

JOHN W. FFOOKS & CO.

Modeste Abiala
BOLLORÉ TRANSPORT
& LOGISTICS

Abdou Kabir Adoumbou
CABINET MAÎTRE SAKARIYAOU
NOURO-GUIWA

Maxime Ahonako
CABINET D'AVOCATS

Désiré H. Aïhou
FADESPI/UAAC

Michel Kouvi Akognon
BÉNIN GOLD CASHEW
INDUSTRIES

Rafikou Agnita Alabi
CABINET MAÎTRE
RAFIKOU ALABI

Victor K. Ananoh
MINISTÈRE DU CADRE DE VIE ET
DU DÉVELOPPEMENT DURABLE

Charles Badou
CABINET D'AVOCATS
CHARLES BADOU

Magloire Daoudou
CABINET DES EXPERTS
ASSOCIÉS—CEA SARL

Michel Degbo
SOCIÉTÉ BÉNINOISE
D'ÉNERGIE ÉLECTRIQUE

Moussa-Fils Djibril
AGENCE NATIONALE
DU DOMAINE ET DU
FONCIER (ANDF)

Nadine Dossou Sakponou
CABINET ROBERT M. DOSSOU

Rodrigue Dossou-Togbe

Djakaridja Fofana
PWC CÔTE D'IVOIRE

Hounnou Ghislain Comlan
MINISTÈRE DU CADRE DE VIE ET
DU DÉVELOPPEMENT DURABLE

Christel A. Gomez
CABINET KEPHA CONSULTANTS

Ogoudjé César Guegni
CABINET D'AVOCATS
CHARLES BADOU

William Kodjoh-Kpakpassou
TRIBUNAL DE COMMERCE
DE COTONOU

Victorien D. Kougblenou
AGENCE NATIONALE
DU DOMAINE ET DU
FONCIER (ANDF)

Carelle Kounou

Alain René Kpetchoto
CABINET ARTECH

Cassime Lassissi

Tairou Mama
SOCIÉTÉ INTERNATIONALE
DE TRANSIT TOURÉ

Severin-Maxime Quenum
CABINET SPA BABA BODY,
QUENUM ET SAMBAOU

Hugues Sagbadja
AGENCE NATIONALE
DU DOMAINE ET DU
FONCIER (ANDF)

Alexandrine Falilatou
Saizonou-Bedie
CABINET D'AVOCATS
ALEXANDRINE F.
SAIZONOU-BEDIE

Olagnika Salam
OFFICE NOTARIAL
OLAGNIKA SALAM

Adegbindin Salioou
CABINET DES EXPERTS
ASSOCIÉS—CEA SARL

Alidou Sare
AGENCE NATIONALE
DU DOMAINE ET DU
FONCIER (ANDF)

Narcisse Justin Soglo
ORDRE NATIONAL DES
ARCHITECTES ET URBANISTES

Yessoufou Tanda
MINISTÈRE DU CADRE DE VIE ET
DU DÉVELOPPEMENT DURABLE

Gilles Togan
MAERSK BENIN SA

Joseph Désiré Tokanhan
ORDRE NATIONAL DES
ARCHITECTES ET URBANISTES

Victorin Yehouenou
CABINET DES EXPERTS
ASSOCIÉS—CEA SARL

BHUTAN

CONSTRUCTION
ASSOCIATION OF BHUTAN

MINISTRY OF FINANCE

THIMPHU CITY CORPORATION

Manoj Bhuihel
BHUTAN POWER
CORPORATION LTD.

Sonam Chopel
CREDIT INFORMATION
BUREAU OF BHUTAN

Chhimi Dema
BHUTAN CONSULTANCY
SERVICES

Samten Dhendup
NATIONAL LAND
COMMISSION SECRETARIAT

Kencho Dorji
LEKO PACKERS

Phuntscho Dorji
DEPARTMENT OF REVENUE
AND CUSTOMS

Thinley Dorji
BHUTAN POWER
CORPORATION LTD.

Ugyen Dorji
UD PARTNERS

Kencho Galey
BHUTAN CARBIDE &
CHEMICALS LTD.

Sonam Gyeltshen
BHUTAN POWER
CORPORATION LTD.

Jit Bdr Labor
BHUTAN CARBIDE &
CHEMICALS LTD.

Chencho T. Namgay
DRUK HOLDING AND
INVESTMENTS

Tenzin Namgay
NATIONAL LAND
COMMISSION SECRETARIAT

Tashi Penjor
MINISTRY OF
ECONOMIC AFFAIRS

Parishad Rai
BHUTAN SILICON METAL
PRIVATE LIMITED

Joshua Rasaily
CLUES AND COLLEGUE

Jamyang Sherab
GARUDA LEGAL SERVICES

Neelam Thapa
LEKO PACKERS

Dorji Tshering
BHUTAN POWER
CORPORATION LTD.

Gem Tshering
BHUTAN POWER
CORPORATION LTD.

Sonam Tshering
BHUTAN POWER
CORPORATION LTD.

Karma Tshewang
VISIT ASIA

Kinley Wangdi
CREDIT INFORMATION
BUREAU OF BHUTAN

Sonam Wangdi
MINISTRY OF LABOUR AND
HUMAN RESOURCES

Karma Yeshey
MINISTRY OF
ECONOMIC AFFAIRS

BOLIVIA

ADUANA NACIONAL
DE BOLIVIA

PWC BOLIVIA

Fernando Aguirre
BUFETE AGUIRRE SOC. CIV.

Carolina Aguirre Urioste
BUFETE AGUIRRE SOC. CIV.

René Alcázar
AUTORIDAD DE SUPERVISIÓN
DEL SISTEMA FINANCIERO

Richard César Alcócer Garnica
AUTORIDAD DE FISCALIZACIÓN
Y CONTROL SOCIAL DE
ELECTRICIDAD (AE)

Daniela Aragonés Cortez
SANJINÉS & ASOCIADOS—
ABOGADOS

María Pia Arce
WÜRTH BEDOYA COSTA
DU RELS ABOGADOS

Andrea Valeria Arce Gallardo
FERREIRA URQUIDI ABOGADOS

Pamela Armaza
A. R. LOGISTICS BOLIVIA

Geovanni Armaza R.
A. R. LOGISTICS BOLIVIA

Ronald Armaza R.
A. R. LOGISTICS BOLIVIA

Daniel Arredondo
MORENO BALDIVIESO
ESTUDIO DE ABOGADOS

Johnny Arteaga Chavez
DIRECCIÓN GENERAL DE
TIERRAS DE SANTA CRUZ

Pedro Asturizaga
AUTORIDAD DE SUPERVISIÓN
DEL SISTEMA FINANCIERO

Leonardo Azurdud Saunero
QUINTANILLA, SORIA &
NISHIZAWA SOC. CIV.

Raúl A. Baldivia
BALDIVIA UNZAGA
& ASOCIADOS

Maria del Carmen Ballivián
C.R. & F. ROJAS ABOGADOS,
MEMBER OF LEX MUNDI

Mauricio Becerra de la Roca
Donoso
BECERRA DE LA ROCA
DONOSO & ASOCIADOS

Hugo Berthin
BDO BERTHIN AMENGUAL
& ASOCIADOS

Andrea Bollmann
SALAZAR SALAZAR
& ASOCIADOS

Iby Bueno
SALAZAR SALAZAR
& ASOCIADOS

Walter B. Calla Cardenas
COLEGIO DEPARTAMENTAL
DE ARQUITECTOS DE LA PAZ

Grisett Carrasco Guerra
C.R. & F. ROJAS ABOGADOS,
MEMBER OF LEX MUNDI

Gunnar Colombo Aguilera
FAST TRANSPORT TRADING

Asdrúval Columba Jofre
AC CONSULTORES LEGALES

Syntia Cuentas Zeballos
SALAZAR SALAZAR
& ASOCIADOS

Jose Diaz
DM CONSULTORES LEGALES

Jose Luis Diaz Romero
SERVICIOS GENERALES
EN ELECTRICIDAD Y
CONSTRUCCIÓN (SGEC)

Carlos Ferreira Vásquez
FERREIRA URQUIDI ABOGADOS

Sergio Godoy
AUTORIDAD DE SUPERVISIÓN
DEL SISTEMA FINANCIERO

Alejandra Guevara
GUEVARA & GUTIÉRREZ SC

Primitivo Gutiérrez
GUEVARA & GUTIÉRREZ SC

Johanna Karen Herrera Rossel

Juan Carlos Ibañez Pereyra

Jorge Luis Inchauste
GUEVARA & GUTIÉRREZ SC

Rodrigo Jiménez-Cusicanqui
FERRERE ABOGADOS

Paola Justiniano Arias
SANJINÉS & ASOCIADOS—
ABOGADOS

Julio César Landivar Castro
GUEVARA & GUTIÉRREZ SC

Omar Martínez Velasquez
AUTORIDAD DE FISCALIZACIÓN
Y CONTROL SOCIAL DE
ELECTRICIDAD (AE)

Oscar Antonio Plaza Ponte
Sosa
BURO DE INFORMACIÓN
INFOCENTER SA

Tito Quinteros
RUSSELL BEDFORD
INTERNATIONAL

Joaquín Rodríguez
AUTORIDAD DE FISCALIZACIÓN
Y CONTROL SOCIAL DE
ELECTRICIDAD (AE)

Mariela Rojas Mendieta
BURO DE INFORMACIÓN
INFOCENTER SA

Sergio Salazar-Arce
SALAZAR SALAZAR
& ASOCIADOS

Sergio Salazar-Machicado
SALAZAR SALAZAR
& ASOCIADOS

Sandra Salinas
C.R. & F. ROJAS ABOGADOS,
MEMBER OF LEX MUNDI

Raúl Sanjinés Elizagoyen
SANJINÉS & ASOCIADOS—
ABOGADOS

Carla Saracho
WBC ABOGADOS SRL

Jorge N. Serrate
WÜRTH BEDOYA COSTA
DU RELS ABOGADOS

Diego Tamayo
WÜRTH BEDOYA COSTA
DU RELS ABOGADOS

A. Mauricio Torrico Galindo
QUINTANILLA, SORIA &
NISHIZAWA SOC. CIV.

BOSNIA AND HERZEGOVINA

Senad Aganović
FERK (REGULATORY
COMMISSION FOR ENERGY IN
THE FEDERATION OF BOSNIA
AND HERZEGOVINA)

Goran Babić

Jasmin Bešo
FERK (REGULATORY
COMMISSION FOR ENERGY IN
THE FEDERATION OF BOSNIA
AND HERZEGOVINA)

Bojana Bošnjak-London
MARIĆ & CO. LAW FIRM

Mubera Brkovic
PWC BOSNIA AND
HERZEGOVINA

Jakub Butkovic
MOFTER—OFFICE FOR
COORDINATION OF PAYMENT
SYSTEM IN AGR AND RD

Zlatko Čengić
UNIONINVEST D.D.

Berina Coko

Slaven Dizdār
MARIĆ & CO. LAW FIRM

Višnja Dizdarević
MARIĆ & CO. LAW FIRM

Mehmed Drino
EKI D.O.O. ZENICA

Amina Dugum

Feda Dupovac
ADVOKATSKO DRUŠTVO
SPAHO D.O.O. SARAJEVO

Dina Grebo
CHAMBER OF ECONOMY
OF SARAJEVO CANTON

Arijana Hadžiahmetović-Softić
MARIĆ & CO. LAW FIRM

Hajrudin Hadžimehanović
MINISTRY OF FINANCE

Kemal Hadžimusić
CHAMBER OF ECONOMY
OF SARAJEVO CANTON

Nermina Hadžiosmanović
PWC BOSNIA AND
HERZEGOVINA

Lejla Hasanović
HUSKIĆ LAW OFFICE

Zijad Hasović
KOMORA REVIZORA FBiH

Amir Husić
LAGERMAX AED BOSNA I
HERZEGOVINA D.O.O.

Nusmir Huskić
HUSKIĆ LAW OFFICE

Emir Ibisevic
DELOITTE ADVISORY
SERVICES D.O.O.

Arela Jusufbasić-Goloman
LAWYERS' OFFICE TKALCIC-
DULIC, PREBANIC &
JUSUFBASIC-GOLOMAN

Harun Kahvedžić
PUBLIC EMPLOYMENT OFFICE
OF ZENICA-DOBOJ CANTON
AND UNIVERSITY IN ZENICA

Selma Kahvedžić
REGIONAL HOSPITAL OF
ZENICA-DOBOJ CANTON

Nedžada Kapidžić
NOTARY

Amila Karic
PKF INTERNATIONAL

Sejda Kruščica-Fejić
JP ELEKTROPRIVREDA
BIH PODRUŽNICA
ELEKTRODISTRIBUCIJA
SARAJEVO

Emil Kučković
LRC CREDIT BUREA

Mirsad Madesko
ENOVA D.O.O.

Muamer Mahmutovic
CHAMBER OF ECONOMY
OF SARAJEVO CANTON

Nebojsa Makaric
ATTORNEY-AT-LAW
OFFICE LAWYERS
RUZICA TOPIC, NEBOJSA
MAKARIC, SASA TOPIC

Branko Marić
MARIĆ & CO. LAW FIRM

Mejrima Memić-Drino
PUBLIC EMPLOYMENT OFFICE
OF ZENICA-DOBOJ CANTON

Emir Naimkadić
JP ELEKTROPRIVREDA
BIH PODRUŽNICA
ELEKTRODISTRIBUCIJA
SARAJEVO

Monija Nogulic
FERK (REGULATORY
COMMISSION FOR ENERGY IN
THE FEDERATION OF BOSNIA
AND HERZEGOVINA)

Aida Plivac
PWC BOSNIA AND
HERZEGOVINA

Lejla Popara

Olodar Prebanić
LAWYERS' OFFICE TKALCIC-
DULIC, PREBANIC &
JUSUFBASIC-GOLOMAN

Đorđe Racković
CENTRAL BANK OF BOSNIA
AND HERZEGOVINA

Predrag Radovanović
MARIĆ & CO. LAW FIRM

Branka Rajčić
PRICEWATERHOUSECOOPERS
CONSULTING D.O.O.

Sanja Saf
UNIONINVEST D.D.

Hasib Salkić
JUMP LOGISTICS D.O.O.

Arjana Selimić
JP ELEKTROPRIVREDA
BIH PODRUŽNICA
ELEKTRODISTRIBUCIJA
SARAJEVO

Nihad Sijerčić

Ivona Soce
FERK (REGULATORY
COMMISSION FOR ENERGY IN
THE FEDERATION OF BOSNIA
AND HERZEGOVINA)

Emir Spaho
ADVOKATSKO DRUŠTVO
SPAHO D.O.O. SARAJEVO

Mehmed Spaho
ADVOKATSKO DRUŠTVO
SPAHO D.O.O. SARAJEVO

Selma Spaho Dupova
ADVOKATSKO DRUŠTVO
SPAHO D.O.O. SARAJEVO

Hamdo Tinjak
MINISTRY OF FOREIGN TRADE
AND ECONOMIC RELATIONS

Bojana Tkalčić-Djuli
LAWYERS' OFFICE TKALCIC-
DULIC, PREBANIC &
JUSUFBASIC-GOLOMAN

Sasa Topic
ATTORNEY-AT-LAW
OFFICE LAWYERS
RUZICA TOPIC, NEBOJSA
MAKARIC, SASA TOPIC

Ružica Topić
ATTORNEY-AT-LAW
OFFICE LAWYERS
RUZICA TOPIC, NEBOJSA
MAKARIC, SASA TOPIC

Edin Zametica
DERK (STATE ELECTRICITY
REGULATORY COMMISSION)

BOTSWANA

BOTSWANA UNIFIED
REVENUE SERVICE (BURS)

Gorata Bontle Kgafela
GBK ARCHITECTS

Andrew Chifedi
ANDREWS REMOVAL
& FREIGHT

One Damane
MODIMO & ASSOCIATES

Vasie Hager
PWC BOTSWANA

Akheel Jinabhai
DESAI LAW GROUP

Julius Mwaniki Kanja
CHIBANDA,
MAKGALEMELE & CO.

We-Bathu Kwele
CHIBANDA,
MAKGALEMELE & CO.

Naledi Leepile
PWC BOTSWANA

Queen Letshabo
CENTRAL BANK OF BOTSWANA

City Mafa
TECTURA INTERNATIONAL
BOTSWANA

Mercia Bonzo Makgalemele
CHIBANDA,
MAKGALEMELE & CO.

Abdool Rahim Mhlana
RAHIM KHAN & COMPANY

Ntandoyakhe Mhlana
RAHIM KHAN & COMPANY

Abel Walter Modimo
MODIMO & ASSOCIATES

Khumo Morupisi
KUA MOSI ENTERPRISES
PTY. LTD.

Petros Mosholombe
BOTSWANA POWER
CORPORATION

Robert Mpabanga
TRANSUNION BOTSWANA
(PTY) LTD.

Walter Mushi
COLLINS NEWMAN & CO.

Gasepale Nametso
SLIGHT SHIFT PTY. LTD.

Kwadwo Osei-Ofei
OSEI-OFEI SWABI & CO.

Fred Phiri
DALGUESH LINDSAY
GROUP ARCHITECTS

Karen Phiri
ARMSTRONGS ATTORNEYS

Butler Phirire
PWC BOTSWANA

Tonderai Ruwambara
ARCHITECTS INTERNATIONAL

Hlompho Seikano
OSEI-OFEI SWABI & CO.

Piyush Sharma
PIYUSH SHARMA ATTORNEYS

Moemedi J. Tafa
ARMSTRONGS ATTORNEYS

Girle Tobeza
CHIBANDA,
MAKGALEMELE & CO.

Nilusha Weeraratne
PWC BOTSWANA

BRAZIL

ASSOCIAÇÃO NACIONAL
DOS EXPORTADORES
DE CEREAIS—ANEC

BRAZIL LOG

STIL—SOCIEDADE TÉCNICA
DE INSTALAÇÕES LTDA

Ligia A. Riberio
RAYES & FAGUNDES
ADVOGADOS

Juliana Abreu
PRESIDÊNCIA DA
REPÚBLICA DO BRASIL

Antônio Aires
DEMAREST ADVOGADOS

Luiz Albieri
ALBIERI E ASSOCIADOS

Victor Almeida
ROLIM, VIOTTI & LEITE CAMPOS

Maria Lúcia Almeida
Prado e Silva
DEMAREST ADVOGADOS

Flávia Cristina Altério
KLA-KOURY LOPES
ADVOGADOS

Leila Alves
DE LUCA, DERENUSSON,
SCHUTTOFF E AZEVEDO
ADVOGADOS

Max Amador
DE LUCA, DERENUSSON,
SCHUTTOFF E AZEVEDO
ADVOGADOS

Mariana Amorim Arruda
RAYES & FAGUNDES
ADVOGADOS

Ivana Amorim de Coelho
Bomfim
MACHADO, MEYER, SENDACZ
E OPICE ADVOGADOS

Luiza Andrade
FAVERET | LAMPERT
ADVOGADOS

Victor Arantes
PWC BRAZIL

Gabriel Araujo
GABRIEL SANTOS
ARAUJO SOCIEDADE
IND. DE ADVOCACIA

Gianvito Ardito
PINHEIRO NETO ADVOGADOS

Thomaz Arruda
PINHEIRO NETO ADVOGADOS

Antonia Azambuja
MACHADO, MEYER, SENDACZ
E OPICE ADVOGADOS

Matheus Azevedo Bastos de
Oliveira
DEMAREST ADVOGADOS

Josef Azulay
BARBOSA, MÜSSNICH &
ARAGÃO ADVOGADOS

Bruno Balduccini
PINHEIRO NETO ADVOGADOS

Rodrigo Baraldi dos Santos
BARALDI ADVOCACIA
EMPRESARIAL

Priscyla Barbosa
VEIRANO ADVOGADOS

Thiago Barbosa
MACHADO ASSOCIADOS
ADVOGADOS E CONSULTORES

Matheus Barcelos
BARBOSA, MÜSSNICH &
ARAGÃO ADVOGADOS

Sergio Basso
AES ELETROPAULO

Leonardo Bastos Carvalho
LETECH ENGENHARIA

Júlio Henrique Batista
GUERRA E BATISTA
ADVOGADOS

Roberto Bekierman
FRAGA, BEKIERMAN E
CRISTIANO ADVOGADOS

Gilberto Belleza
BELLEZA & BATALHA C.
DO LAGO ARQUITETOS
ASSOCIADOS

Marcello Bernardes
PINHEIRO NETO ADVOGADOS

Angela Berteli
JUNTA COMERCIAL DO
ESTADO DE SÃO PAULO

Camila Biral Vieira da Cunha
Martins
DEMAREST ADVOGADOS

Rodrigo Bittencourt
ULHÔA CANTO, REZENDE
E GUERRA-ADVOGADOS

Alexander Blanco de Oliveira
WORLD LINE FREIGHT
FORWARDER LTDA

Amir Bocayuva Cunha
BARBOSA, MÜSSNICH &
ARAGÃO ADVOGADOS

Gianluca Borges
DE LUCA, DERENUSSON,
SCHUTTOFF E AZEVEDO
ADVOGADOS

Mellina Bortoli Caliman
PINHEIRO NETO ADVOGADOS

Diana Braga Nascimento
Toscani
BRAGA NASCIMENTO
E ZILIO LAW FIRM

Leonardo Brandão
EY SERVIÇOS TRIBUTÁRIOS SS

Natalia Brasil Correa da Silva

Natalia Brassaloti
VELLA PUGLIESE
BUOSI GUIDONI

Lycia Braz Moreira
FRAGA, BEKIERMAN E
CRISTIANO ADVOGADOS

Lucas Bretones
PINHEIRO NETO ADVOGADOS

Sergio Bronstein
VEIRANO ADVOGADOS

João Henrique Brum
DOMINGES E. PINHO
CONTADORES

Marcus Brumano
DEMAREST ADVOGADOS

Frederico Buosi
VELLA PUGLIESE
BUOSI GUIDONI

Renata C. de Oliveira
RAYES & FAGUNDES
ADVOGADOS

Luciana Cabral
MAZARS BRASIL

Murilo Caldeira Germiniani
MACHADO, MEYER, SENDACZ
E OPICE ADVOGADOS

Raissa Campelo
PINHEIRO NETO ADVOGADOS

Renato Canizares
DEMAREST ADVOGADOS

Luiz Henrique Capeli
BRAZILIAN ELECTRICITY
REGULATORY AGENCY (ANEEL)

Angelino Caputo e Oliveira
ABTRA—ASSOCIAÇÃO
BRASILEIRA DE TERMINAIS
E RECINTOS

Alexandre de Carvalho
INFOCOUNT

Caroline Carvalho
PWC BRAZIL

Roberto Castro
MACHADO, MEYER, SENDACZ
E OPICE ADVOGADOS

José Chão
CONSELHO REGIONAL
DE ENGENHARIA DO
ESTADO DE SÃO PAULO

Décio Claro
ADM DO BRASIL LTDA

Fabiano Coelho
RECEITA FEDERAL DO BRASIL

Ricardo E. Vieira Coelho
PINHEIRO NETO ADVOGADOS

Roberta Coelho de Souza
Batalha
DEMAREST ADVOGADOS

Vivian Coelho dos Santos
Breder
ULHÔA CANTO, REZENDE
E GUERRA-ADVOGADOS

Celso Contin
ARAUJO E POLICASTRO
ADVOGADOS

Luiz Felipe Cordeiro
CHEDIAK, LOPES DA COSTA,
CRISTOFARO, MENEZES
CÔRTEES ADVOGADOS

Marcel Cordeiro
PWC BRAZIL

Bernardo Costa
VEIRANO ADVOGADOS

Pedro Costa
BARBOSA, MÜSSNICH &
ARAGÃO ADVOGADOS

Francisco Coutinho
PINHEIRO GUIMARÃES
ADVOGADOS

Bruno Henrique Coutinho de
Aguar
RAYES & FAGUNDES
ADVOGADOS

Maria Cibele Crepaldi Affonso
dos Santos
COSTA E TAVARES PAES
SOCIEDADE DE ADVOGADOS

Marcelo Leonardo Cristiano
FRAGA, BEKIERMAN E
CRISTIANO ADVOGADOS

Camilla Cunha
BARBOSA, MÜSSNICH &
ARAGÃO ADVOGADOS

Giovana Cunha
JUNTA COMERCIAL DO
ESTADO DE SÃO PAULO

Rodrigo da Costa Dantas

Carlos da Costa e Silva Filho
VIEIRA, REZENDE E
GUERREIRO ADVOGADOS

Pedro da Cunha e Silva de
Carvalho
VELLA PUGLIESE
BUOSI GUIDONI

Juliana da Silva
DE LUCA, DERENUSSON,
SCHUTTOFF E AZEVEDO
ADVOGADOS

Gustavo Dalbosco
COSTA E TAVARES PAES
SOCIEDADE DE ADVOGADOS

Orlando Dalcin
PWC BRAZIL

Sergio de Aguiar
SHEARMAN & STERLING LLP

João Luis Ribeiro de Almeida
DEMAREST ADVOGADOS

Luis Rodrigo de Almeida
VISEU CUNHA ORICCHIO
ADVOGADOS

Raphael De Campos Martins
PINHEIRO GUIMARÃES
ADVOGADOS

Rodrigo de Castro
VEIRANO ADVOGADOS

Otávio Augusto De Farias
Carratu
GUERRA E BATISTA
ADVOGADOS

Carlos De Jesus
GOVERNO FEDERAL

João Claudio De Luca Junior
DE LUCA, DERENUSSON,
SCHUTTOFF E AZEVEDO
ADVOGADOS

Auro de Moraes
CONSELHO REGIONAL
DE ENGENHARIA DO
ESTADO DE SÃO PAULO

Beatriz Gross Bueno de
Moraes Gomes de Sá
DE VIVO, WHITAKER E
CASTRO ADVOGADOS

Daniela de Pontes Andrade
LOBO & DE RIZZO
ADVOGADOS

Gabriela Dell Agnolo de
Carvalho
ZEIGLER E MENDONÇA DE
BARROS SOCIEDADE DE
ADVOGADOS (ZMB)

Gilberto Deon Corrêa Junior
SOUTO, CORREA, CESA,
LUMMERTZ & AMARAL
ADVOGADOS

Eduardo Depassier
LOESER E PORTELA
ADVOGADOS

Claudia Derenusson Riedel
DE LUCA, DERENUSSON,
SCHUTTOFF E AZEVEDO
ADVOGADOS

Cristiano Dias
COSTA E TAVARES PAES
SOCIEDADE DE ADVOGADOS

Giselle Dias Rodrigues Oliveira
de Barros

Wagner Douglas Dockhorn

Murilo Domene
DEMAREST ADVOGADOS

José Ricardo dos Santos Luz
Júnior
BRAGA NASCIMENTO
E ZILIO LAW FIRM

Kledson Cesar dos Santos
Turra
CONSELHO REGIONAL DE
ENGENHARIA E AGRONOMIA
DE SÃO PAULO

Leticia Duek
CHEDIAK, LOPES DA COSTA,
CRISTOFARO, MENEZES
CÔRTEES ADVOGADOS

Brigida Melo e Cruz Gama
Filho
PINHEIRO NETO ADVOGADOS

Maria Edith Dos Santos
CONSELHO REGIONAL
DE ENGENHARIA DO
ESTADO DE SÃO PAULO

Marcelo Elias
PINHEIRO GUIMARÃES
ADVOGADOS

Bruna Esch
BARBOSA, MÜSSNICH &
ARAGÃO ADVOGADOS

Gabriel Esteves
MACHADO, MEYER, SENDACZ
E OPICE ADVOGADOS

João Paulo F.A. Fagundes
RAYES & FAGUNDES
ADVOGADOS

Vanessa Felício
VEIRANO ADVOGADOS

Carlos Fernando Brasil Chaves

Hanna Ferraz
PWC BRAZIL

Márlia Ferreira de Miranda
TABELA DE NOTAS E PROTESTO
DE SANTA BRANCA

Gabriella Ferreira do
Nascimento

Guilherme Filardi
DE LUCA, DERENUSSON,
SCHUTTOFF E AZEVEDO
ADVOGADOS

Nádio Filho
SMX LOGISTICS

Alessandra Fonseca de Moraes
PINHEIRO NETO ADVOGADOS

Julian Fonseca Peña Chediak
CHEDIAK, LOPES DA COSTA,
CRISTOFARO, MENEZES
CÔRTEES ADVOGADOS

Luiz Carlos Fraga
FRAGA, BEKIERMAN E
CRISTIANO ADVOGADOS

Rafael Gagliardi
DEMAREST ADVOGADOS

Joseph Harry Eloi Gallardetz
Neto
DEMAREST ADVOGADOS

Lucia Garbuglio
COSTA E TAVARES PAES
SOCIEDADE DE ADVOGADOS

Rodrigo Garcia da Fonseca
FONSECA E SALLES LIMA
ADVOGADOS ASSOCIADOS

Daniel Giacomini
BRAGA NASCIMENTO
E ZILIO LAW FIRM

Wilson Gimenez
DATAMÉTODO GESTÃO
CONTÁBIL SS LTDA

Luiz Marcelo Gois
BARBOSA, MÜSSNICH &
ARAGÃO ADVOGADOS

Uipiquer Gomes
MAZARS BRASIL

Amanda Gomide
MACHADO ASSOCIADOS
ADVOGADOS E CONSULTORES

Diógenes Gonçalves
PINHEIRO NETO ADVOGADOS

Renata Gonçalves
HALLIBURTON PRODUTOS LTDA

William Gonçalves Ribeiro
PINHEIRO NETO ADVOGADOS

Natália Alves Graton
DEMAREST ADVOGADOS

Eduardo Ferraz Guerra
GUERRA E BATISTA
ADVOGADOS

Marco Guerra
KÖNIG DO BRASIL CARGA
INTERNACIONAL LTDA

Raphael Guerra
KÖNIG DO BRASIL CARGA
INTERNACIONAL LTDA

Antonio Carlos Guidoni Filho
VELLA PUGLIESE
BUOSI GUIDONI

Andrey Guimarães Duarte

Luiza Heck
CASTRO, BARROS, SOBRAL,
GOMES ADVOGADOS

Luis Hiar
LEFOSSE ADVOGADOS

Flavio Kelner
RAF ARQUITETURA E
PLANEJAMENTO LTDA

William Kim
SHEARMAN & STERLING LLP

Breno Kingma
VIEIRA, REZENDE E
GUERREIRO ADVOGADOS

Fernando Koury Lopes
KLA-KOURY LOPES
ADVOGADOS

Laila Kurati
SERASA SA

Everaldo Lacerda
8º OFÍCIO DE NOTAS

Sergio André Laclau
VEIRANO ADVOGADOS

Daniel Lago Rodrigues
REGISTRO DE IMÓVEIS DE
TABOÃO DA SERRA

Claudio Lampert
FAVERET | LAMPERT
ADVOGADOS

André Laza
MACHADO ASSOCIADOS
ADVOGADOS E CONSULTORES

José Augusto Leal
CASTRO, BARROS, SOBRAL,
GOMES ADVOGADOS

André Leão
COSTA E TAVARES PAES
SOCIEDADE DE ADVOGADOS

Alexandre Leite Ribeiro do
Valle
VM&L SOCIEDADE
DE ADVOGADOS

Charles Lenzi
AES ELETROPAULO

Karina Lerner
BARBOSA, MÜSSNICH &
ARAGÃO ADVOGADOS

Caio Lima
LEFOSSE ADVOGADOS

Rafael Lins e Silva Nascimento
COSTA E TAVARES PAES
SOCIEDADE DE ADVOGADOS

Maury Lobo de Athayde
CHAVES, GELMAN, MACHADO,
GILBERTO E BARBOZA

Leticia Lucas
BARALDI ADVOCACIA
EMPRESARIAL

Marina Maccabelli
DEMAREST ADVOGADOS

Tiago Machado Cortez
KLA-KOURY LOPES
ADVOGADOS

Pedro Maciel
LEFOSSE ADVOGADOS

Sandro Maciel Carvalho

Lucilena Madaleno
EY SERVIÇOS TRIBUTÁRIOS SS

Renato G.R. Maggio
MACHADO, MEYER, SENDACZ
E OPICE ADVOGADOS

Gláucia Mara Coelho
MACHADO, MEYER, SENDACZ
E OPICE ADVOGADOS

Johnatan Maranhão
PINHEIRO NETO ADVOGADOS

Manuel Marinho
PWC BRAZIL

Demades Mario Castro

Ana Marra
EY SERVIÇOS TRIBUTÁRIOS SS

Renata Martins de Oliveira
MACHADO, MEYER, SENDACZ
E OPICE ADVOGADOS

Estêvão Massumi Takemura
CONSELHO REGIONAL
DE ENGENHARIA DO
ESTADO DE SÃO PAULO

Roberta R. Matheus C. Lobo
LEFOSSE ADVOGADOS

Gisela Mation
MACHADO, MEYER, SENDACZ
E OPICE ADVOGADOS

Eduardo Augusto Mattar
PINHEIRO GUIMARÃES
ADVOGADOS

Gustavo Mattos
VELLA PUGLIESE
BUOSI GUIDONI

Marcelo Mattos
VEIRANO ADVOGADOS

Davi Medina Vilela
VIEIRA, REZENDE E
GUERREIRO ADVOGADOS

Fabiola Meira de Almeida
Santos
BRAGA NASCIMENTO
E ZILIO LAW FIRM

Aloysio Meirelles de Miranda
ULHÔA CANTO, REZENDE
E GUERRA-ADVOGADOS

Adilson Melo
PWC BRAZIL

Adriano Mendes
ASSIS E. MENDES ADVOGADOS

Camila Mendes Vianna
Cardoso
KINCAID | MENDES
VIANNA ADVOGADOS

Luis Gustavo Miranda
ROLIM, VIOTTI & LEITE CAMPOS

Sartori Molino
CONSELHO REGIONAL
DE ENGENHARIA DO
ESTADO DE SÃO PAULO

Leonardo Monçores
ASSOCIAÇÃO DOS
REGISTRADORES IMOBILIÁRIOS
DO RIO DE JANEIRO

Everton Gabriel Monezzi
BRAGA NASCIMENTO
E ZILIO LAW FIRM

Álvaro Moraes
TRANSBRASA

Guilherme Mota
MACHADO, MEYER, SENDACZ
E OPICE ADVOGADOS

Luciana Moura Lima
LOBO & DE RIZZO
ADVOGADOS

Ilan Muniz
VEIRANO ADVOGADOS

Fernanda Nakada
LOESER E PORTELA
ADVOGADOS

Marcelo Natale
DELOITTE TOUCHE TOHMATSU

Jorge Nemr
LEITE, TOSTO E BARROS

Rosy Nery Guimarães
RN ARQUITETURA

Walter Nimir
ZEIGLER E MENDONÇA DE
BARROS SOCIEDADE DE
ADVOGADOS (ZMB)

Sofia Nobrega Reato

Antonio Henrique Noronha
FAVERET | LAMPERT
ADVOGADOS

Vitor Novo
LEITE, TOSTO E BARROS

Renata O. de Cavalcante
RAYES & FAGUNDES
ADVOGADOS

Michael O'Connor
GUERRA E BATISTA
ADVOGADOS

Evany Oliveira
PWC BRAZIL

Felipe Oliveira
VEIRANO ADVOGADOS

João Oliveira
VEIRANO ADVOGADOS

Lidia Amalia Oliveira Ferranti
VM&L SOCIEDADE
DE ADVOGADOS

Eduardo Ono Terashima
DEMAREST ADVOGADOS

David Orsini
BARALDI ADVOCACIA
EMPRESARIAL

Rogério Rabelo Peixoto
BANCO CENTRAL DO BRASIL

Glauco Eduardo Pereira Cortez
CONSELHO REGIONAL DE
ENGENHARIA E AGRONOMIA
DE SÃO PAULO

Marcio Pereira Filho
COSTA E TAVARES PAES
SOCIEDADE DE ADVOGADOS

Nivio Perez dos Santos
NEW-LINK COM. EXT. LTDA

Claudio Pieruccetti
VIEIRA, REZENDE E
GUERREIRO ADVOGADOS

Antonio Claudio Pinto da
Fonseca
CONSTRUTORA MG LTDA

Renata Pisaneschi
MACHADO ASSOCIADOS
ADVOGADOS E CONSULTORES

Cássia Pizzotti
DEMAREST ADVOGADOS

Renato Poltronieri
DEMAREST ADVOGADOS

Durval Araulo Portela Filho
PWC BRAZIL

Tiago Porto
VEIRANO ADVOGADOS

Antonio Celso Pugliese
VELLA PUGLIESE
BUOSI GUIDONI

Ana Paula Rabello
FAVERET | LAMPERT
ADVOGADOS

Ronaldo Rayes
RAYES & FAGUNDES
ADVOGADOS

Matheus Rector
PINHEIRO GUIMARÃES
ADVOGADOS

Marília Rennó
CHEDIAK, LOPES DA COSTA,
CRISTOFARO, MENEZES
CÔRTEES ADVOGADOS

Elisa Rezende
VEIRANO ADVOGADOS

Ligia Ribeiro
RAYES & FAGUNDES
ADVOGADOS

Laura Ribeiro Vissotto

Luis Fernando Riskalla
LEITE, TOSTO E BARROS
ADVOGADOS

Guilherme Rizzo Amaral
VEIRANO ADVOGADOS

Henrique Rodrigues Cima
LOBO & DE RIZZO
ADVOGADOS

Fabiana Rodrigues da Fonseca
RAYES & FAGUNDES
ADVOGADOS

Maria João Rolim
ROLIM, VIOTTI & LEITE CAMPOS

José Luiz Rossi
SERASA SA

Luciano Rossi
PINHEIRO NETO ADVOGADOS

Gustavo Rotta
DELOITTE TOUCHE TOHMATSU

Luis Augusto Roux Azevedo
DE LUCA, DERENUSSON,
SCHUTTOFF E AZEVEDO
ADVOGADOS

Jorge Roylei Kou
VELLA PUGLIESE
BUOSI GUIDONI

Petrus Ruff
PWC BRAZIL

Cláudio Ruiz
BANCO CENTRAL DO BRASIL

Heber Sacramento
PINHEIRO GUIMARÃES
ADVOGADOS

Isabela Salhani Ferrari
MACHADO, MEYER, SENDACZ
E OPICE ADVOGADOS

Cristina Salvador
BARALDI ADVOCACIA
EMPRESARIAL

Rodrigo Sanchez
SERASA SA

Franklin Santos
ADM DO BRASIL LTDA

Priscilla Saraiva
ULHÔA CANTO, REZENDE
E GUERRA-ADVOGADOS

Denis Sarak
BRAGA NASCIMENTO
E ZILIO LAW FIRM

João Felipe Sartini
FAVERET | LAMPERT
ADVOGADOS

Fabiana Schiavon
PWC BRAZIL

Julia Schulz Rotenberg
DEMAREST ADVOGADOS

Sabine Schuttoff
DE LUCA, DERENUSSON,
SCHUTTOFF E AZEVEDO
ADVOGADOS

Erik Sernik
VELLA PUGLIESE
BUOSI GUIDONI

Juliane Serrano
EY SERVIÇOS TRIBUTÁRIOS SS

Donizetti Antonio Silva
DAS CONSULTORIA

Antonio Laercio Silva Rehem
PRESIDÊNCIA DA REPÚBLICA
FEDERATIVA DO BRASIL

Michel Siqueira Batista
VIEIRA, REZENDE E
GUERREIRO ADVOGADOS

Isadora Soares de Almeida
Varella
CHAVES, GELMAN, MACHADO,
GILBERTO E BARBOZA

Eduardo de Abreu Sodré
RAYES & FAGUNDES
ADVOGADOS

Livia Sousa Borges Leal
DEMAREST ADVOGADOS

Walter Stuber
WALTER STUBER
CONSULTORIA JURÍDICA

Adriano Sutto
VEIRANO ADVOGADOS

Rodrigo Takano
MACHADO, MEYER, SENDACZ
E OPICE ADVOGADOS

Celina Teixeira
18º OFÍCIO DE NOTAS

Rodrigo Teixeira
LOBO & DE RIZZO
ADVOGADOS

Verônica Teixeira
PWC BRAZIL

Paulo Teixeira Fernandes
ROLIM, VIOTTI & LEITE CAMPOS

Carlos Augusto Texeira da
Silva

Gisele Trindade
VELLA PUGLIESE
BUOSI GUIDONI

Juliana Turini
VELLA PUGLIESE
BUOSI GUIDONI

Ticiano Valdetaro Bianchi
Ayala
CHEDIAK, LOPES DA COSTA,
CRISTOFARO, MENEZES
CÔRTEES ADVOGADOS

Luiz Fernando Valente De
Paiva
PINHEIRO NETO ADVOGADOS

Christiane Valse
RAYES & FAGUNDES
ADVOGADOS

Beatriz Vasconcellos
PWC BRAZIL

Ronaldo C. Veirano
VEIRANO ADVOGADOS

Maria Tereza Vellano
AES ELETROPAULO

Ademilson Viana
DEMAREST ADVOGADOS

Marcelo Viegas
MAR & MAR ENGENHARIA

Victoria Villela Boacnin
PINHEIRO NETO ADVOGADOS

Eduardo Vital Chaves
RAYES & FAGUNDES
ADVOGADOS

Rafael Vitelli Depieri

José Carlos Wahle
VEIRANO ADVOGADOS

Flavio Yoshida
Rayes & Fagundes Advogados

BRUNEI DARUSSALAM

ARKITEK IBRAHIM

BDO CHARTERED
ACCOUNTANTS BRUNEI

Zainon Abang
LANDS DEPARTMENT,
MINISTRY OF DEVELOPMENT

Amiruddin Abdul Aziz
ARKITEK AZIZ

Nur Shahreena Abdullah
TABUNG AMANAH PEKERJA
Saharana Ahmad
LANDS DEPARTMENT,
MINISTRY OF DEVELOPMENT

Hajah Norajimah Haji Aji
DEPARTMENT OF LABOR,
MINISTRY OF HOME AFFAIRS

Erma Ali Rahman
REGISTRY OF COMPANIES
& BUSINESS NAMES

Ekaterina Azizova
HEALY CONSULTANTS
GROUP PLC

Nadiah Azmansham
ENERGY AND INDUSTRY
DEPARTMENT

Mohammed Roaizan bin Haji
Johari
AUTORITI MONETARI
BRUNEI DARUSSALAM

Kasmat Bin Hj Kaling
NBT (BRUNEI)

Mahri Bin Hj Latif
GEMILANG LATIF ASSOCIATES

Jonathan Cheok
CHEOK ADVOCATES
& SOLICITORS

Robin Cheok

Danny Chua
BRUNEI TRANSPORTING
COMPANY

Wong Chung Hong
W. CHUNG HONG SDN BHD

Saiful Adilin Edin
REGISTRY OF COMPANIES
& BUSINESS NAMES

Nina Jasmine Haji Bahrain
AUTORITI MONETARI
BRUNEI DARUSSALAM

Norzanah Hambali
LANDS DEPARTMENT,
MINISTRY OF DEVELOPMENT

Hj Abdullah Hj Ahmad
ABDULLAH AHMAD
ARCHITECTS

Hjh Siti Radhiah Hj Mohd
Yusof
AUTORITI MONETARI
BRUNEI DARUSSALAM

Norizzah Hazirah Hj Awg
Hussin
DEPARTMENT OF LABOR,
MINISTRY OF HOME AFFAIRS

Zuleana Kassim
LEE CORPORATEHOUSE
ASSOCIATES

Farah Kong
AUTORITI MONETARI
BRUNEI DARUSSALAM

Kin Chee Lee
LEE CORPORATEHOUSE
ASSOCIATES

Simon Leong
LKA KONSULT SDN BHD

Kathy Lim
C H WILLIAMS TALHAR
& WONG SDN BHD

Kelvin Lim
RIDZLAN LIM ADVOCATES
& SOLICITORS

Muhammad Billy Lim
Abdul Aziz
ARKITEK REKAJAYA

Adhfarul Maz Adanan
TABUNG AMANAH PEKERJA

Ghazalin Mokti
LANDS DEPARTMENT,
MINISTRY OF DEVELOPMENT

Harold Ng
CCW PARTNERSHIP

Ahmad Norhayati
SEPAKAT SETIA PERUNDING
ENGINEERING CONSULTANT

Andrew Ong Teck Wee
CCW PARTNERSHIP

E-Rue Peng

Dayang Hajah Rahayu Dato
Paduka Haji Abdul Razak
DARUSSALAM ASSETS
SDN BHD

Veronica K. Rajakanu
ZULS PARTNERS LAW OFFICE

Wong Shu Ah
BMS ENGINEERING &
PARTNERS SDN BHD

Yvonne Sim

Shran Singh
GLAMCO AVIATION SDN

Aidah Suleiman
AUTORITI MONETARI
BRUNEI DARUSSALAM

Bernard Tan Thiam Swee

Amanda Ting

Ting Tiu Pheng
ARKITEK TING

Cecilia Wong
TRICOR (B) SDN BHD

Belinda Yeo

Soon Teck Yu
PETAR PERUNDING SDN BHD

Zulina Zainal Abidin
ROYAL CUSTOMS AND
EXCISE DEPARTMENT

BULGARIA

Svetlin Adrianov
PENKOV, MARKOV
& PARTNERS

Venelin Aleksiev
LEGALEX LAW OFFICE

Petko Angelov
GUGUSHEV & PARTNERS

Stefan Angelov
V CONSULTING BULGARIA

Martin Atanasov
SOFIA MUNICIPALITY

Ina Bankovska
KINKIN & PARTNERS

Anelia Batleva
LEGALEX LAW OFFICE

Mileslava Bogdanova-Misheva
TSVETKOVA BEBOV
KOMAREVSKI

Svilena Bogdantchova
ORBIT

Christopher Christov
PENEV LLP

Nikolay Cvetanov
PENKOV, MARKOV
& PARTNERS

Ralitzza Damyanova
DELICHEV & PARTNERS
LAW FIRM

Maria Danailova
DANAIOVA, TODOROV
AND PARTNERS LAW FIRM

Emil Delchev
DELICHEV & PARTNERS
LAW FIRM

Kostadinka Deleva
GUGUSHEV & PARTNERS

Valeria Dieva
KALAJDIEV & GEORGIEV

George Dimitrov
DIMITROV, PETROV & CO.

Alexandra Doytchinova
SCHOENHERR

Silvia Dulevska
BULGARIAN NATIONAL BANK

Genadi Enchev
BULGARIAN ASSOCIATION OF
SHIP BROKERS AND AGENTS

Zornitsa Genova
CEZ DISTRIBUTION BULGARIA
AD, MEMBER OF CEZ GROUP

Ralitsa Gougleva
DJINGOV, GOUGINSKI,
KYUTCHUKOV & VELICHKOV

Katerina Gramatikova
DOBREV & LYUTSKANOV

Anastasiya Grunova
TSVETKOVA BEBOV
KOMAREVSKI

Hristian Gueorguiev
DINOVA RUSEV & PARTNERS

Stefan Gugushev
GUGUSHEV & PARTNERS

Orlin Hadjiiski
PWC BULGARIA

Hristina Hristova
DHL EXPRESS BULGARIA

Velyana Hristova
PENKOV, MARKOV
& PARTNERS

Krasimira Ignatova
PWC BULGARIA

Iliya Iliev
PRIMORSKA AUDIT
COMPANY—MEMBER
OF RUSSELL BEDFORD
INTERNATIONAL

Ginka Iskrova
PWC BULGARIA

Rossen Ivanov
ARSOV, NATCHEV, GANEVA

Miglena Ivanova
PWC BULGARIA

Vesela Kabatliyska
DINOVA RUSEV & PARTNERS

Angel Kalaidjiev
KALAJDIEV & GEORGIEV

Mina Kapsazova
PWC BULGARIA

Desislava Karpulska
PWC BULGARIA

Ivelin Kiosev
ELECTROGETZ LTD.

Hristina Kirilova
KAMBOUROV & PARTNERS

Violeta Kirova
BOYANOV & CO.

Rebeka Kleytman
WOLF THEISS

Nikolay Kolev
BOYANOV & CO.

Rada Koleva
PWC BULGARIA

Ilya Komarevski
TSVETKOVA BEBOV
KOMAREVSKI

Yavor Kostov
ARSOV, NATCHEV, GANEVA

Yordan Kostov
YORDAN KOSTOV LAW OFFICE

Zisis Kotsias
ORBIT

Dilyana Krasteva
DINOVA RUSEV & PARTNERS

Boris Krastevitch
DANAIOVA, TODOROV
AND PARTNERS LAW FIRM

Stephan Kyutchukov
DJINGOV, GOUGINSKI,
KYUTCHUKOV & VELICHKOV

Teodora Lalova
PENEV LLP

Nina Lazarova
REGISTRY AGENCY
OF BULGARIA

Jordan Manahilov
BULGARIAN NATIONAL BANK

Ivan Marinov
DELICHEV & PARTNERS
LAW FIRM

Elena Marinova
BULGARIAN NATIONAL BANK

Magi Markova
SBA BULGARIAN LTD.

Dimitrinka Metodieva
GUGUSHEV & PARTNERS

Slavi Mikinski
LEGALEX LAW OFFICE

Yordan Minkov
DINOVA RUSEV & PARTNERS

Yordanka Mravkova
REGISTRY AGENCY
OF BULGARIA

Vladimir Natchev
ARSOV, NATCHEV, GANEVA

Yordan Naydenov
BOYANOV & CO.

Hristo Nihrizov
DIMITROV, PETROV & CO.

Alexander Nikolov
ORBIT

Elitsa Nikolova-Dimitrova
ORBIT

Nadezhda Palankova
GUGUSHEV & PARTNERS

Maria Pashalieva
PENKOV, MARKOV
& PARTNERS

Ilian Petkov
ISPDD

Teodora Popova
PENEV LLP

Bozhko Poryazov
DELICHEV & PARTNERS
LAW FIRM

Ivan Punev
DJINGOV, GOUGINSKI,
KYUTCHUKOV & VELICHKOV

Nikolay Radev
KINKIN & PARTNERS

Silvia Ribanchova
SCHOENHERR

Konstantin Rizov
GYUROV & RIZOV LAW OFFICE

Milen Rusev
DINOVA RUSEV & PARTNERS

Andrea Ruzheva
SOFIA MUNICIPALITY

Aneta Sarafova
DANAIOVA, TODOROV
AND PARTNERS LAW FIRM

Boiko Sekiranov
SOFIA MUNICIPALITY

Julian Spassov
MCGREGOR & PARTNERS

Krum Stanchev
ELIA PLC

Pencho Stanchev
DIMITROV, PETROV & CO.

Nina Stoeva
LEGALEX LAW OFFICE

Roman Stoyanov
PENKOV, MARKOV
& PARTNERS

Donka Stoyanova
DIMITROV, PETROV & CO.

Vessela Tcherneva-Yankova
V CONSULTING BULGARIA

Yordan Terziev
ARSOV, NATCHEV, GANEVA

Aleksandrina Terziyska
GUGUSHEV & PARTNERS

Kaloyan Todorov
DANAIOVA, TODOROV
AND PARTNERS LAW FIRM

Svilen Todorov
TODOROV & DOYKOVA
LAW FIRM

Toma Tomov
DOBREV & LYUTSKANOV

Dilyana Tsoleva
KINKIN & PARTNERS

Georgi Tzvetkov
DJINGOV, GOUGINSKI,
KYUTCHUKOV & VELICHKOV

Jasmina Uzova
WOLF THEISS

Miroslav Varnaliev
UNIMASTERS LOGISTICS PLC

Mariana Velichkova
TSVETKOVA BEBOV
KOMAREVSKI

Nedyalka Vylcheva
DELICHEV & PARTNERS
LAW FIRM

Monika Yaneva
KALAJDIEV & GEORGIEV

Iliyana Zhoteva
REGISTRY AGENCY
OF BULGARIA

BURKINA FASO

BCEAO

CABINET KAM ET SOME
CREDITINFO VOLO

Pierre Abadie
CABINET PIERRE ABADIE

Arsène Bazi
AB ENERGIE

Boukary Boly
SOCIÉTÉ D'EXPORTATION
DU FASO (SEFA)

Dieudonne Bonkougou
SCPA THEMIS-B

Vincent Kabore
DIRECTION DES GREFFES
MINISTÈRE DE LA JUSTICE,
DES DROITS HUMAINS ET DE
LA PROMOTION CIVIQUE

Sansan Césaire Kambou
CABINET D'ARCHITECTURE
AGORA BURKINA

Armand Kpoda
SCPA THEMIS-B

Eloi Nombéré
UNION NATIONALE DES
PRODUCTEURS D'ANACARDE

Mamadou Ouattara
CHAMBRE DE COMMERCE
ET D'INDUSTRIE DU
BURKINA FASO (CCI BF)

André Ouedraogo
CABINET BONKOUNGOU

Madina Ouedraogo
BUREAU D'ASSISTANCE À LA
CONSTRUCTION (BAC) SARL

Martin Ouedraogo
UNION INTERNATIONALE
DE NOTARIAT

N. Henri Ouedraogo
DIRECTION GÉNÉRALE
DES IMPÔTS

Oumarou Ouedraogo
CABINET OUEDRAOGO

Thierry Ismaël Ouedraogo
DIRECTION GÉNÉRALE
DU TRÉSOR ET DE LA
COMPTABILITÉ PUBLIQUE

Yassia Ouedraogo
UCOBAM

Roger Omer Ouédraogo
ASSOCIATION
PROFESSIONNELLE
DES TRANSITAIRES &
COMMISSIONNAIRES EN
DOUANE AGRÉES

Sawadogo W. Pulchérie
MINISTÈRE DE LA JUSTICE—
TRIBUNAL D'INSTANCE
DE OUAGADOUGOU

Hermann Lambert Sanon
GROUPE HAGE

Boureima Sawadogo
CABINET SANOU SOUNGALO

Moussa Ousmane Sawadogo
DIRECTION GÉNÉRALE
DES IMPÔTS

Abdoul Aziz Son
CABINET PIERRE ABADIE

Hyppolite Tapsoba
MINISTÈRE DE LA JUSTICE—
TRIBUNAL D'INSTANCE
DE OUAGADOUGOU

Alassane Tiemtore
AUTORITÉ DE RÉGULATION
DU SOUS-SECTEUR DE
L'ÉLECTRICITÉ (ARSE)

Aude Andrée Marie Toé
CABINET D'AVOCATS ME
FRANCELINE TOÉ-BOUDA

Franceline Toé-Bouda
CABINET D'AVOCATS ME
FRANCELINE TOÉ-BOUDA

Yacouba Traoré
COMMUNE DE
OUAGADOUGOU

Bouba Yaguibou
SCPA YAGUIBOU & ASSOCIÉS

BURUNDI

AGENCE DE PROMOTION
DES INVESTISSEMENTS

Cyprien Bigirimana
MINISTÈRE DE LA JUSTICE

Adolphe Birehanisenge
PSD

Jean-Marie Bukware
GUICHET UNIQUE DE
CRÉATION D'ENTREPRISE

Léonard Gacuko
MINISTÈRE DE LA JUSTICE

Joseph Gitonyotsi

Ange-Dorine Irakoze
RUBEYA & CO. ADVOCATES

Brice Irakoze
TRUST JURIS CHAMBERS

Richard Kaderi
AFRICAN PROMOTION
COMPANY (APROCO)

Josélyne Kaneza
BURUNDI LEGAL SPACE

Désiré Manirakiza
CONSORTIUM DES
COOPÉRATIVES DES
CAFFICULTEURS (COCOCA)

Ben Ali Massoundi
BGMB

Anatole Miburo
CABINET DE MAÎTRE
ANATOLE MIBURO

Vera Mutoni
TRUST JURIS CHAMBERS

Yvan Mutoni
TRUST JURIS CHAMBERS

Horace Ncutiyumuheto
NCUTI LAW FIRM &
CONSULTANCY

Adelaïde Ndayirerere
BANQUE DE LA RÉPUBLIQUE
DU BURUNDI

Désiré Ndayizeye
LAWYER

Francoise Ngzirazana
SOGESTAL

Samuel Nibitanga
SOGESTAL KIRIMIRO

Emery Ninganza
CHRISTIAN AID

Régine-Mireille Niyongabo
RUBEYA & CO. ADVOCATES

Audace Niyonzima
OFFICE BURUNDAIS
DES RECETTES

Elliot Njejimana
TRUST JURIS CHAMBERS

Laurent Nkurikiye
BUCOCFO

Janvier Nsengiyumva
J&P GENERAL COMPANY

Gilbert Ntiyankundiye
GCEA

Patrick-Didier Nukuri
BURUNDI LEGAL SPACE

Déogratias Nzemba
AVOCAT À LA COUR

Hubert Jacques Nzigamasabo
ABUTIP

Willy Rubeya
RUBEYA & CO. ADVOCATES

Benjamin Rufagari
GPO PARTNERS BURUNDI,
A CORRESPONDENT
FIRM OF DELOITTE

Fabien Segatwa
ETUDE ME SEGATWA

Gabriel Sinarinzi
CABINET ME GABRIEL SINARINZI

CABO VERDE

Tiago Albuquerque Dias
DELOITTE

Bruno Andrade Alves
PWC PORTUGAL

José Manuel Andrade
NÚCLEO OPERACIONAL DA
SOCIEDADE DE INFORMAÇÃO

Luís Filipe Bernardo
DELOITTE

Constantino Cabral
MTCV CABO VERDE

Susana Caetano
PWC PORTUGAL

Paulo Câmara
SÉRVULO & ASSOCIADOS

Ilídio Cruz
ILIDIO CRUZ &
ASSOCIADOS—SOCIEDADE
DE ADVOGADOS RL

Paulo David
UBAGO GROUP—
FRESCOMAR, SA

Manuel de Pina
SAMP—SOCIEDADES
DE ADVOGADOS

Daniel Delgado
INLOGISTICS—AGÊNCIA
DE NAVEGAÇÃO E
TRANSITÁRIOS SA

Dúnia Delgado
PWC PORTUGAL

Jorge Lima Delgado Lopes
CONSULTOR GOVERNAÇÃO
ELETRÓNICA

Amanda Fernandes
ILIDIO CRUZ &
ASSOCIADOS—SOCIEDADE
DE ADVOGADOS RL

Brites Fernandes
PMAR CABO VERDE

Solange Furtado Sanches
SF&LB, SOCIEDADE DE
ADVOGADOS, RL

Tomás Garcia Vasconcelos
DELOITTE

Joana Gomes Rosa
ADVOCACIA—CONSULTORIA

António Gonçalves
CV LEXIS ADVOGADOS

Ana Cristina Hopfer Almada
D. HOPFFER ALMADA
& ASSOCIADOS

Avdesh Kumar
JMD TRADING, LDA

Mirco Lima
PISO—SOC. DE IMOBILIÁRIA
E CONTRUÇÕES, LDA

Teresa Livramento Monteiro
DULCE LOPES, SOLANGE
LISBOA RAMOS, TERESA
LIVRAMENTO MONTEIRO-
SOCIEDADE DE ADVOGADOS

Ana Cristina Lopes Semedo
BANCO DE CABO VERDE

João Medina
EDGE—INTERNATIONAL
LAWYERS

Wanderley Nascimento
SAMP—SOCIEDADES
DE ADVOGADOS

Alexandra Nunes
PWC PORTUGAL

João Pereira
FPS

Luis Quinta
BINTER CABO VERDE, SA

Rita Ramos
LAND REGISTRY

Rafael Rocha Fernandes
MUNICIPALITY OF PRAIA

José Rui de Sena
AGÊNCIA DE DESPACHO
ADUANEIRO FERREIRA
E SENA LDA

Lanre Smith
BOM SPEC, LDA

Armindo Sousa
FPS

José Spinola
FPS

Frantz Tavares
INOVE—CONSULTORES
EMPRESARIAIS

Liza Vaz
DIREÇÃO NACIONAL DE
RECEITAS DO ESTADO

Leendert Verschoor
PWC PORTUGAL

CAMBODIA

SCIARONI & ASSOCIATES

TROIS S (CAMBODGE)
LOGISTICS SOLUTION

Seng Bun Huy
MAR ASSOCIATES

Buth Bunsayha
ACLEDA BANK PLC

Michel Cassagnes
ARCHETYPE GROUP CAMBODIA

Sokpheng Chao
HBS LAW

Eakngoun Chea
HBS LAW

Phanin Cheam
MUNICIPALITY OF PHNOM PENH
BUREAU OF URBAN AFFAIRS

Heng Chhay
R&T SOK & HENG LAW OFFICE

Sao Elen Chhe
SOK SIPHANA & ASSOCIATES

Ouk Chittra
ELECTRICITÉ DU
CAMBODGE (EDC)

Sothea Chrek
CREDIT BUREAU
(CAMBODIA) CO. LTD.

Sandra D'Amico
HR INC. (CAMBODIA) CO. LTD.

Martin Desautels
DFDL MEKONG
(CAMBODIA) CO. LTD.

Monyrith Eng
HML LAW GROUP &
CONSULTANTS

Javier Esquivel
SOK SIPHANA & ASSOCIATES

Darwin Hem
BNG LEGAL

Pagnawat Heng
P&A ASIA LAW OFFICE

Porse Heng
ARCHETYPE GROUP CAMBODIA

Max Howlett
KPMG CAMBODIA LTD.

Hans Hwang
SOK XING & HWANG

Xing Jijia
SOK XING & HWANG

Leap Kang
HML LAW GROUP &
CONSULTANTS

Sophorne Kheang
DFDL MEKONG
(CAMBODIA) CO. LTD.

Sang Kimchheang
ACLEDA BANK PLC

Sieng Komira
SECURED TRANSACTIONS
FILING OFFICE

Kunthy Koy
KN LEGAL CONSULTING

Neam Koy
KN LEGAL CONSULTING

Chanra Kuoch
DFDL MEKONG
(CAMBODIA) CO. LTD.

Alex Larkin
VDB LOI

Souhuoth Leng
P&A ASIA LAW OFFICE

Pises Mao
HR INC. (CAMBODIA) CO. LTD.

Samvutheary Mao
HML LAW GROUP &
CONSULTANTS

Sadao Matsubara
HBS LAW

Nimmith Men
ARBITRATION COUNCIL
FOUNDATION

Seilakboth Mom
SOK XING & HWANG

Sophanny Mom
ARBITRATION COUNCIL
FOUNDATION

Nith Niteyana
SOK SIPHANA & ASSOCIATES

Clint O'Connell
DFDL MEKONG
(CAMBODIA) CO. LTD.

Sokhour Oeng
PWC CAMBODIA

Sothearoath Oeur
CREDIT BUREAU
(CAMBODIA) CO. LTD.

Sophea Om
ACLEDA BANK PLC

Lungdy Ouk
R&T SOK & HENG LAW OFFICE

Song Phannou
ACLEDA BANK PLC

Sokvirak Pheang
PWC CAMBODIA

Seng Piseth
GENERAL DEPARTMENT
OF TAXATION

Sok Ren Polina
SOK SIPHANA & ASSOCIATES

Pagnavattay Pon
CREDIT BUREAU
(CAMBODIA) CO. LTD.

Robert Porter
VDB LOI

Allen Prak
P&A ASIA LAW OFFICE

Borapyn Py
DFDL MEKONG
(CAMBODIA) CO. LTD.

Matthew Rendall
SOK SIPHANA & ASSOCIATES

Navinth Rethda
R&T SOK & HENG LAW OFFICE

Chris Robinson
DFDL MEKONG
(CAMBODIA) CO. LTD.

Somarith Sam
ELECTRICITÉ DU
CAMBODGE (EDC)

Kem Saroeung
SECURED TRANSACTIONS
FILING OFFICE

Neak Seakirin
NEAK LAW OFFICE

Dara Sen
SOK SIPHANA & ASSOCIATES

Leung Seng
VDB LOI

Samyith Seng
HR INC. (CAMBODIA) CO. LTD.

Chanraksa Soeung
P&A ASIA LAW OFFICE

Lor Sok
SOK XING & HWANG

Suy Sokha
HR INC. (CAMBODIA) CO. LTD.

Sum Sokhamphou

Saran Song
AMRU RICE (CAMBODIA)
CO. LTD.

Neou Sonika
SOK SIPHANA & ASSOCIATES

Tiv Sophonnora
R&T SOK & HENG LAW OFFICE

Samnangvathana Sor
DFDL MEKONG
(CAMBODIA) CO. LTD.

Sinoun Sous
DFDL MEKONG
(CAMBODIA) CO. LTD.

Nget Sovannith
P&A ASIA LAW OFFICE

David Symansky
HR INC. (CAMBODIA) CO. LTD.

Kang Thavy
DFDL MEKONG
(CAMBODIA) CO. LTD.

Heng Thy
PWC CAMBODIA

Hem Tola
HR INC. (CAMBODIA) CO. LTD.

Bakleang Try
HBS LAW

Victoria Varela
DFDL MEKONG
(CAMBODIA) CO. LTD.

Daniel Wein
DFDL MEKONG
(CAMBODIA) CO. LTD.

Potim Yun
VDB LOI

Sophal Yun
DFDL MEKONG
(CAMBODIA) CO. LTD.

CAMEROON

ENEO CAMEROUN
ETUDE ME ETOKE

Stanley Abane
THE ABENG LAW FIRM

Armelle Silvana Abel
Piskopanis
MONDE JURIDIQUE ET
FISCAL (MOJUFISC)

Roland Abeng
THE ABENG LAW FIRM

Tocke Adrien
DGI CAMEROON (DIRECTION
GÉNÉRALE DES IMPÔTS
DU CAMEROON)

Elisabeth Ajamen
BEAC SIÈGE

Oscar Alegba
LAWYER

Marie Viviane Ambella Bikoula
TAMFU & CO. LAW FIRM

Rosine Pauline Amboa
MONDE JURIDIQUE ET
FISCAL (MOJUFISC)

Queenta Asibong
THE ABENG LAW FIRM

Cyrano Atoka
CABINET FRANCINE NYOBE

Louis Désiré Côme Awono
ARCHI BUSINESS SARL

Lolita Bakala Mpressa
CAMEROUN AUDIT
INTERNATIONAL (CAC
INTERNATIONAL)

Jean-Marie Vianney Bendégue
IG/MINDCAF

Pierre Bertin Simbafo
BICEC

Sidonie Biog
CABINET FRANCINE NYOBE

Eric Biwole
AGROGIC

Xavier Martial Biwoli Ayissi
CABINET FRANCINE NYOBE

Isidore Biyiha
GUICHET UNIQUE DES
OPERATIONS DU COMMERCE
EXTERIEUR-GIE

Miafo Bonny Bonn
BONNY BONN ENTERPRISES

David Boyo
BOYO & PATIMARK LLP

Fabien Bungong
TAMFU & CO. LAW FIRM

David Bwemba
WEST AFRIA MARINE
SOLUTIONS

Paul Marie Djamén
MOBILE TELEPHONE NETWORKS
CAMEROON (MTN)

Aurélien Djengue Kotte
CABINET EKOBO

Laurent Dongmo
JING & PARTNERS

William Douandji
ARCHITECT AND PARTNERS

Ebot Elias Arrey
ARC CONSULTANTS LTD.

Marie Marceline Enganalim
ETUDE ME ENGANALIM
MARCELINE

Cédric Enyime
VANTURE CONSULTING

Lucien Essomba
CHAMBRE D'AGRICULTURE
OUEST

Hyacinthe Clément Fansi
Ngamou
NGASSAM, FANSI & MOUAFO
AVOCATS ASSOCIÉS

Isabelle Fomukong
CABINET D'AVOCATS
FOMUKONG

Blaise Fondja
BUREC

Edwin Fongod
Sorelle Fossouo Mogo
JING & PARTNERS

Nicaise Ibohn Bata
THE ABENG LAW FIRM

Paul T. Jing
JING & PARTNERS

Charles Kooh
THE ABENG LAW FIRM

Jean-Aïme Kounga
THE ABENG LAW FIRM

Merlin Arsene Kouogang
SOCIÉTÉ QUIFEUROU

Michel-Antoine Mben
NGASSAM, FANSI & MOUAFO
AVOCATS ASSOCIÉS

Jacques Mbongue Eboa
CABINET D'AVOCATS
GERARD WOLBER

Ivan Méléché
VANTURE CONSULTING

Mungu Mirabel
THE ABENG LAW FIRM

A.D. Monkam
ETUDE DE NOTAIRE WO'O

Danielle Moukouri
D. MOUKOURI &
PARTNERS LAW FIRM

Marcelin Yoyo Ndoum
ETUDE DE NOTAIRE WO'O

Bernard Ngaibe
THE ABENG LAW FIRM

Virgile Ngassam Njiké
NGASSAM, FANSI & MOUAFO
AVOCATS ASSOCIÉS

Bénédicte Ngoso
CABINET FRANCINE NYOBE

Dieu le Fit Nguiyan
UNIVERSITÉ DE DOUALA

Marie-Andrée Ngwe
CABINET MAÎTRE MARIE
ANDRÉE NGWE

Urbain Nini Teunda

George Njangtang
CONTEC SARL

Benga Nomen Christopher
EXPRESS CARGO

Christian Obama
MONDE JURIDIQUE ET
FISCAL (MOJUFISC)

Carine Obama Fossey
MONDE JURIDIQUE ET
FISCAL (MOJUFISC)

Jacob Oben
JING & PARTNERS

Jasmine Ouethy
MUEKE A DOUALA
AU CAMEROUN

Yasmine Passam
JING & PARTNERS

Ilias Poskipanis
MONDE JURIDIQUE ET
FISCAL (MOJUFISC)

Boller Pym
UNIVERSITÉ DE DOUALA

Claude Simo
CL AUDIT ET CONSEI

Tristel Richard Tamfu Ngarka
TAMFU & CO. LAW FIRM

Lise Tchamejieu Tchoudenou
TAMFU & CO. LAW FIRM

Gael Tchouba
CITADEL LAW FIRM

Chrétien Toudjui
AFRIQUE AUDIT CONSEIL
BAKER TILLY

Bergerele Reine Tsack
Dongmo
MONDE JURIDIQUE ET
FISCAL (MOJUFISC)

Tanwie Walson Emmanuel
TALAL ABU-GHAZALEH
ORGANIZATION (TAG-ORG)

CANADA

TRANSUNION CANADA
WHITE & CASE LLP

Robert Anton
OSLER, HOSKIN &
HARCOURT LLP

David Bish
TORYS LLP

Paul Boshyk
MCMILLAN LLP

Heather Cameron
WHITE & CASE

Tairroyn Childs
BLAKE, CASSELS & GRAYDON,
MEMBER OF LEX MUNDI

John Craig
FASKEN MARTINEAU
DUMOULIN LLP

David Dell

Kim Deochand
CORPORATIONS CANADA

Salima Fakirani
BLAKE, CASSELS & GRAYDON,
MEMBER OF LEX MUNDI

Isabelle Foley
CORPORATIONS CANADA

Robert Frazer
BLAKE, CASSELS & GRAYDON,
MEMBER OF LEX MUNDI

Paul Gasparatto
ONTARIO ENERGY BOARD

Attila Gaspard
PWC CANADA

Christopher Gillespsie
GILLESPIE-MUNRO INC.

Talia Gordner
BLANEY MCMURTRY LLP

Sabina Han
FASKEN MARTINEAU
DUMOULIN LLP

Sheldon Hotzwick
PWC CANADA

John J. Humphries
TORONTO CITY HALL

A. Max Jarvie
MCMILLAN LLP

Avneet Jaswal
FASKEN MARTINEAU
DUMOULIN LLP

Andrew Kent
MCMILLAN LLP

Joshua Kochath
COMAGE CONTAINER LINES

Kyle Lambert
MCMILLAN LLP

Eric Leinveer
BLAKE, CASSELS & GRAYDON,
MEMBER OF LEX MUNDI

Jon A. Levin
FASKEN MARTINEAU
DUMOULIN LLP

Alex Liszka
IBI GROUP INC.

Catherine MacInnis
IBI GROUP INC.

Mike Maodus
BLAKE, CASSELS & GRAYDON,
MEMBER OF LEX MUNDI

James McClary
BENNETT JONES LLP

Matthew Merkle
BLAKE, CASSELS & GRAYDON,
MEMBER OF LEX MUNDI

Garth Murray
BLAKE, CASSELS & GRAYDON,
MEMBER OF LEX MUNDI

Ronald Nobrega
FASKEN MARTINEAU
DUMOULIN LLP

William Northcote
SHIBLEY RIGHTON LLP

Eric Paton
PWC CANADA

Yonatan Petel
MCMILLAN LLP

Martin Pinard
CORPORATIONS CANADA

Syed Shah
PWC CANADA

Kay She
BENNETT JONES LLP

John Tobin
TORYS LLP

Shane Todd
FASKEN MARTINEAU
DUMOULIN LLP

Rebecca Torrance
BLAKE, CASSELS & GRAYDON,
MEMBER OF LEX MUNDI

Peter van Dijk
PWC CANADA

Eleanor Vaughan
OSLER, HOSKIN &
HARCOURT LLP

Sharon Vogel
SINGLETON URQUHART
REYNOLDS VOGEL

Andrew Wang
BLAKE, CASSELS & GRAYDON,
MEMBER OF LEX MUNDI

Andrea White
SHIBLEY RIGHTON LLP

CENTRAL AFRICAN REPUBLIC

GUICHET UNIQUE
DE FORMALITÉS DES
ENTREPRISES (GUEF)

Elisabeth Ajamen
BEAC SIÈGE

Jean Christophe Bakossa
L'ORDRE CENTRAFRICAINE
DES ARCHITECTES

Blaise Banguitomba
ENERCA (ÉNERGIE
CENTRAFRICAINE)

Emile Doraz-Sereffessenet
CABINET NOTAIRE
DORAZ-SEREFFESSENET

Jacques Eboule
SDV LOGISTICS

Laurent Hankoff
ENERCA (ÉNERGIE
CENTRAFRICAINE)

Vincent Kotuba Kaunzy-Kossin
OFFICE NOTARIAL DE MAÎTRE
KOTUBA KAUNZY-KOSSIN

Théodore Lawson
AUDIT RÉVISION COMPTABLE
CABINET LAWSON & ASSOCIÉS

Jean Paul Maradas Nado
MINISTÈRE DE L'URBANISME
Timothee M'beto
TTCI

Serge Médard Missamou
CLUB OHADA RÉPUBLIQUE
CENTRAFRICAINE

Mauricette Monthe-Psimhis
CABINET D'AVOCATS &
JURISTES ASSOCIÉS

Yves Namkomokoina
TRIBUNAL DE COMMERCE
DE BANGUI

Marcellin Ngondang
MINISTÈRE DES FINANCES—
DIRECTION GÉNÉRALE DES
IMPÔTS ET DES DOMAINES

Jean Baptiste Nouganga
BUREAU COMPTABLE
FISCAL—CABINET NOUGANGA

Rigo-Beyah Parse
CABINET PARSE

Arielle Razafimahefa
JOHN W. FFOOKS & CO.

Venant Paul Sadam
CABINET D'AVOCATS &
JURISTES ASSOCIÉS

Bruno Sambia
AGENCE CENTRAFRICAINE
POUR LA FORMATION
PROFESSIONNELLE ET
L'EMPLOI (A.C.F.P.E.)

Bandiba Max Symphorien
CLUB OHADA RÉPUBLIQUE
CENTRAFRICAINE

Volana Sandra Zakariasy
JOHN W. FFOOKS & CO.

CHAD

Abdelkerim Ahmat
BOLLORE LOGISTICS
ET TRANSPORT

Elisabeth Ajamen
BEAC SIÈGE

Thomas Dingamgato
CABINET THOMAS
DINGAMGATO

Mahamat Ousman Djidda
ARCHITECTURAL

Germain Djomian
ETUDE ME DJOMIAN GERMAIN

Francis Kadjilembaye
CABINET THOMAS
DINGAMGATO

Prosper Kemayou
TRANSIMEX TCHAD SA

Mahamat Kikigine

Gisèle Madji
PRICEWATERHOUSECOOPERS
TAX & LEGAL SARL

Béehir Madet
OFFICE NOTARIAL

Toudjoun M. Massiel
OFFICE NOTARIAL

Simeon Mbailassem

Theodore Mossengar
PRICEWATERHOUSECOOPERS
TAX & LEGAL SARL

Adam Moustapha
SERVICES DES DOMAINES ET DE
LA CONSERVATION FONCIÈRE

Abakar Adam Nassour
STMT (GROUPE SNER)

Hayatte N'Djiaye
PROFESSION LIBÉRALE

Josue Ngadjadoun
LAWYER

Guy Emmanuel Ngankam
PRICEWATERHOUSECOOPERS
TAX & LEGAL SARL

Issa Ngarmbassa
ETUDE ME ISSA NGAR MBASSA

Joseph Pagop Noupoué
EY JURIDIQUE ET FISCAL TCHAD

Nissauabé Passang
ETUDE ME PASSANG

Anselme Patipéwé Njiakin
EY JURIDIQUE ET FISCAL TCHAD

Diane Sobmeka Pofinet
SOCIÉTÉ CIVILE
PROFESSIONNELLE
PADARE & GONFOULI

Tahina Nathalie Rajaonarivelo
JOHN W. FFOOKS & CO.

Arielle Razafimahefa
JOHN W. FFOOKS & CO.

Ahmat Senoussi
ARCHITECTURAL

Abakar Ousman Sougui
DIRECTION DE LA
PROMOTION ECONOMIQUE
ET DU SECTEUR PRIVÉ

Ledoux Tchiapi
EXPERTS MAC

Nadine Tinen Tchadgoum
PRICEWATERHOUSECOOPERS
TAX & LEGAL SARL

Masranque Trahogra
CABINET D'AVOCATS ASSOCIÉS

Mahamat Tahir Youssouf
Nahar
GUICHET UNIQUE DE
CRÉATION D'ENTREPRISE

Patedjore Zoukalne
MINISTÈRE DE L'URBANISME,
DE L'HABITAT, DES AFFAIRES
FONCIÈRES ET DES DOMAINES

CHILE

COLEGIO DE INGENIEROS
DE CHILE

Leticia Acosta Aguirre
REDLINES GROUP

María Paz Aguirre
CHIRGWIN LARRETA PEÑAFIEL

Manuel Alcalde
CAREY Y CIA LTDA

Richard Alvarado Carrasco
ILS CHILE

Luis Avello
PWC CHILE

Jorge Belmar Fuentes
BBL ARQUITECTOS

Jorge Benítez Urrutia
URREJOLA Y CIA

María José Bernal
PHILIPPI PRIETOCARRIZOSA
FERRERO DU & URÍA

Mario Bezanilla
ALCAÍÑO ABOGADOS

Marcelo Cáceres Jara
CACERESTUDIO ARQUITECTURA

Raimundo Camus Varas
YRARRÁZAVAL, RUIZ-TAGLE,
GOLDENBERG, LAGOS & SILVA

Jerónimo Carcelén
CARCELÉN, DESMADRYL,
GUZMÁN & TAPIA

Héctor Carrasco
SUPERINTENDENCIA DE
BANCOS E INSTITUCIONES
FINANCIERAS DE CHILE

María Jesus Carrasco
URENDA, RENCORET,
ORREGO Y DÖRR

Juan Luis Castellon
NÚÑEZ MUÑOZ ABOGADOS

Isaac Cea
ICEA PROYECTOS E
INSTALACIONES ELECTRICAS

Andrés Chirgwin
CHIRGWIN LARRETA PEÑAFIEL

Gonzalo Cordero
MORALES, BESA & CIA LTDA

Francisca Corti
CAREY Y CIA LTDA

Angélica de la Carrera
CAREY Y CIA LTDA

Francisco De Sarreatea
PWC CHILE

Jorge Donoso
ENEL DISTRIBUCIÓN CHILE SA

Gonzalo Errázuriz
URENDA, RENCORET,
ORREGO Y DÖRR

Matías Errázuriz
URENDA, RENCORET,
ORREGO Y DÖRR

Gonzalo Falcón
CAREY Y CIA LTDA

Claudio Fariás Ibáñez
ARQUITECTO A DOMICILIO

Pablo Fuentes
PWC CHILE

Cristián García-Huidobro
BOLETÍN DE INFORMACIONES
COMERCIALES

Silvio Geroldi Iglesias
GEROARQ

Marcelo Giovanazzi
ALCAÍÑO ABOGADOS

Diego González
MORALES, BESA & CIA LTDA

Xavier Guijón
MENA Y GUIJÓN

Cristian Hermansen Rebolledo
ACTIC CONSULTORES

Daniela Hirsch
ALBAGLI ZALIASNIK
ABOGADOS

Javier Hurtado
CÁMARA CHILENA DE
LA CONSTRUCCIÓN

Fernando Jamarne Banduc
ALESSANDRI ATTORNEYS
AT LAW

Javiera Kunstmann
PHILIPPI PRIETOCARRIZOSA
FERRERO DU & URÍA

Tomás Landeta
URENDA, RENCORET,
ORREGO Y DÖRR

Ignacio Larraín
PHILIPPI PRIETOCARRIZOSA
FERRERO DU & URÍA

Paulina Lasen
CARCELÉN, DESMADRYL,
GUZMÁN & TAPIA

Verónica Latorre B.
CORPORACIÓN DE
DESARROLLO TECNOLÓGICO

Michel Laurie
PWC CHILE

Jose Luis Letelier
CARIOLA DIEZ PEREZ-COTAPOS

Rose Marie Longhi
QUINTANILLA & BUSEL
NIEDMANN

Marcos Magasich Airola
MAGASICH & CIA

Raul Montero
ALESSANDRI ATTORNEYS
AT LAW

Oscar Andres Moraga Campos
DISPROYEC SPA

Jessica Morales
PHILIPPI PRIETOCARRIZOSA
FERRERO DU & URÍA

Carmen Morales Melzer
CAMRO

Raúl Muñoz Prieto
RED RAMSA

Egon Neumann
N & V CONSULTING

Pablo Novoa Fernández
CARIOLA DIEZ PEREZ-COTAPOS

Rodrigo Nuñez
CAMPOS DE CHILE

Alberto Oltra
DHL GLOBAL FORWARDING

Sergio Orrego
URENDA, RENCORET,
ORREGO Y DÖRR

Gerardo Ovalle Mahns
YRARRÁZAVAL, RUIZ-TAGLE,
GOLDENBERG, LAGOS & SILVA

Orlando Palominos
MORALES, BESA & CIA LTDA

Daniela Pfeffer
CAREY Y CIA LTDA

Jessica Power
CAREY Y CIA LTDA

Alberto Pulido A.
PHILIPPI PRIETOCARRIZOSA
FERRERO DU & URÍA

Felipe Rencoret
URENDA, RENCORET,
ORREGO Y DÖRR

Gonzalo Rencoret
URENDA, RENCORET,
ORREGO Y DÖRR

Ricardo Reyes
JR ARQUITECTOS

Ignacio Riffo
CHIRGWIN LARRETA PEÑAFIEL

Macarena Riquelme
QUINTANILLA & BUSEL
NIEDMANN

Mariela Riquelme
CAREY Y CIA LTDA

Alejandra Riso
CAREY Y CIA LTDA

Constanza Rodríguez
PHILIPPI PRIETOCARRIZOSA
FERRERO DU & URÍA

María Isabel Rojas
QUINTANILLA & BUSEL
NIEDMANN

Edmundo Rojas García
CONSERVADOR DE BIENES
RAÍCES Y COMERCIO
DE SANTIAGO

Nelson Contador Rosales
NELSON CONTADOR Y
CIA. ABOGADOS

Jaime Salinas
PHILIPPI PRIETOCARRIZOSA
FERRERO DU & URÍA

Hugo Sánchez Ramírez
SUPERINTENDENCIA
DE INSOLVENCIA Y
REEMPRENDIMIENTO

Andrés Sanfuentes
PHILIPPI PRIETOCARRIZOSA
FERRERO DU & URÍA

Rodrigo Sanhueza Torres
MORALES, BESA & CIA LTDA

Francisco Selamé
PWC CHILE

Andrés Siles
URENDA, RENCORET,
ORREGO Y DÖRR

Marcela Silva
PHILIPPI PRIETOCARRIZOSA
FERRERO DU & URÍA

Oscar Silva Álvarez
MAGASICH & CIA

Luis Fernando Silva Ibañez
YRARRÁZAVAL, RUIZ-TAGLE,
GOLDENBERG, LAGOS & SILVA

Alan Smith
SMITH Y CIA

Mario Tapia
CARCELÉN, DESMADRYL,
GUZMÁN & TAPIA

Carlos Torres
REDLINES GROUP

Albert D. Valbuena G.
CAMRO

Francisca Valenzuela
QUINTANILLA & BUSEL
NIEDMANN

Nicolás Velasco Jenschke
SUPERINTENDENCIA
DE INSOLVENCIA Y
REEMPRENDIMIENTO

Antonia Vial
CAREY Y CIA LTDA

Tomás Vidal
CARIOLA DIEZ PEREZ-COTAPOS

Gonzalo Villazon
NÚÑEZ MUÑOZ ABOGADOS

Tomás Wolff Alemparte
PHILIPPI PRIETOCARRIZOSA
FERRERO DU & URÍA

Sergio Yávar
GUERRERO OLIVOS

Arturo Yrarrázaval Covarrubias
YRARRÁZAVAL, RUIZ-TAGLE,
GOLDENBERG, LAGOS & SILVA

Jean Paul Zalaquett
ENEL DISTRIBUCIÓN CHILE SA

Barbara Zlatar
CARIOLA DIEZ PEREZ-COTAPOS

CHINA

BEIJING CHAOYANG
DISTRICT DEVELOPMENT AND
REFORM COMMISSION

BEIJING GATE POWER
ENGINEERING CO. LTD.

BEIJING HUASHANG
TONGXIANG POWER
SUPPLY INSTALLATION
ENGINEERING CO. LTD.

BEIJING JINGDIAN ELECTRIC
POWER DESIGN CO. LTD.

BEIJING MINGYAO TONGDA
POWER ENGINEERING
DESIGN CO. LTD.

BEIJING SHIJINGSHAN
DISTRICT ELECTRIC
ACCIDENT EMERGENCY
COMMAND OFFICE

BEIJING XIANG TONG METAL
PROCESSING PLANTS

BEIJING XIDU REAL ESTATE
DEVELOPMENT CO. LTD.

DEHENG LAW OFFICES

DONGJIE GROUP

HUAIROU DEVELOPMENT
AND REFORM COMMISSION

MENTOUGOU DISTRICT
DEVELOPMENT AND
REFORM COMMISSION

MENTOUGOU DISTRICT
SHANTYTOWN
TRANSFORMATION AND
CONSTRUCTION CENTER

SHANGHAI DONGSONG
HEALTHCARE &
TECHNOLOGY CO. LTD.

SHANGHAI HUASHUI TOORAN
CERTIFIED TAX AGENT OFFICE

SHANGHAI JIALIANG
CPAS LIMITED

SHANGHAI ORIGIN SUPPLY
CHAIN MANAGEMENT
CO. LTD.

SHANGHAI XUNNIU
INVESTMENT MANAGEMENT
CO. LTD.

SHINEWING INTERNATIONAL

Bing Bai
CHINA IPPR INTERNATIONAL
ENGINEERING
COMPANY LIMITED

Russell Brown
LEHMANBROWN

Shuhuai Cai
FANGDA PARTNERS

Xiaomeng Cai
SINOTRANS AIR
TRANSPORTATION
DEVELOPMENT CO. LTD.

Gui Ying Cao
BEIJING PINGGU DISTRICT
DEVELOPMENT AND
REFORM COMMISSION

Qiang Chai
CHINA INSTITUTE OF
REAL ESTATE APPRAISERS
AND AGENTS

Cong Chen
SHANGHAI XIANGSHAN
CERTIFIED TAX
AGENCY CO. LTD.

Elliott Youchun Chen
JUNZEJUN LAW OFFICES

Holly Chen
KUANGZHENG CPAS

Jian Chen

Jie Chen
JUNHE LAW OFFICE

Jie Chen
SHANGHAI LINFANG
CERTIFIED PUBLIC
ACCOUNTANTS CO. LTD.

Jun Chen
SHANGHAI CITY
DEVELOPMENT LAW FIRM

Mingqing Chen
JUNHE LAW OFFICE

Shijie Chen
SHANGHAI CONSTRUCTION
ENGINEERING
MANAGEMENT CO. LTD.

Shuo Chen
JIN MAO PARTNERS

Summit F. Chen
DENTONS CHINA

Xiaofeng Chen
BEIJING HUANZHONG
& PARTNERS

Xinping Chen
ZHONG LUN LAW FIRM

Neelesh Datar
ALBIEA

Yingjie Deng
PU DONG LAW OFFICE

Michael Diaz Jr.
DIAZ, REUS & TARG, LLP

Yuyuan Ding
JUNHE LAW OFFICE,
MEMBER OF LEX MUNDI

Zhitong Ding
CREDIT REFERENCE CENTER OF
PEOPLE'S BANK OF CHINA

Tony Dong
KING & WOOD MALLESONS

Aivin Du
BOSS & YOUNG
ATTORNEYS-AT-LAW

Lijing Du
JUNHE LAW OFFICE

Yifeng Fang
SHANGHAI LINFANG
CERTIFIED PUBLIC
ACCOUNTANTS CO. LTD.

Yuan Fang
GENERAL ADMINISTRATION
OF CUSTOMS

Herbert Fei Hongbo
PU DONG LAW OFFICE

Hui Feng
MIYUN DISTRICT MUNICIPAL
MANAGEMENT COMMITTEE

Yandong Fon
BEIJING HOSPITAL

Rorrym Gao
ANGELA WANG & CO.

Yuan Gao
EAST & CONCORD PARTNERS

Xiangwen Ge
JINGTIAN & GONGCHENG

Bing Gong

Sherry Gong
HOGAN LOVELLS

Feng Guan
KING & WOOD MALLESONS

James Guan
KING & WOOD MALLESONS

Chun Guo
WALTON DESIGN &
CONSULTING ENGINEERING

Li Han
HARDEN, WELLS & SMITH

Shuquan He
SHANGHAI UNIVERSITY

Chen Heng
EAST CHINA ENERGY
REGULATORY BUREAU

Zhang Hongyuan
KING & WOOD MALLESONS

Xuefei (Faye) Hou
BMW CHINA AUTOMOTIVE
TRADING LTD.

Jin Hu
SHANGHAI MUNICIPAL REAL
ESTATE REGISTRATION BUREAU

Ke Hu
JINGTIAN & GONGCHENG

Ziyan Huang
JUNHE LAW OFFICE,
MEMBER OF LEX MUNDI

Wilson Huo
ZHONG LUN LAW FIRM

Hui li
CHINA IPPR INTERNATIONAL
ENGINEERING
COMPANY LIMITED

Nuo Ji
FANGDA PARTNERS

Haiyu Jiang
CHINA IPPR INTERNATIONAL
ENGINEERING
COMPANY LIMITED

Liangdong Jiang
BEIJING YONGLIAN
WEIYE ELECTRICITY
CONSTRUCTION COMPANY

Xinyan Jiang
JINGTIAN & GONGCHENG

Xin Jin
KING & WOOD MALLESONS

Zheyuan Jin
SHANGHAI CITY
DEVELOPMENT LAW FIRM

Yu Jingsi
BEIJING KANGDA LAW FIRM

Tao Jingzhou
DECHERT LLP

Jiang Junlu
KING & WOOD MALLESONS

He Keren
ZHONG LUN LAW FIRM

Kenneth Kong
LLUNKS LAW OFFICES

Ioana Kraft
EUROPEAN UNION CHAMBER
OF COMMERCE IN CHINA

Eunice Kuo
DELOITTE

Kay Lau
ANGELA WANG & CO.

Xiaoying Le
FANGDA PARTNERS

Huixin (Fiona) Lee
WHITE & CASE

Zhèng Lee
CENTRAL MILITARY
COMMISSION
ADMINISTRATION BUREAU

Jack Kai Lei
KUNLUN LAW FIRM

Alex Li
FANGDA PARTNERS

Audry Li
ZHONG LUN LAW FIRM

Baojie Li
BEIJING NEWST SECRETARY
ACCOUNTING CO. LTD.

Bin Li
CREDIT INFORMATION
SYSTEM BUREAU, PEOPLE'S
BANK OF CHINA

Chuan Li
TIANJIN JINTONG CUSTOMS
BROKER CO. LTD.

David (Dawei) Li
STE INTERNATIONAL
LOGISTICS CO. LTD.

Dingnan Li
SHANGHAI LINFANG
CERTIFIED PUBLIC
ACCOUNTANTS CO. LTD.

Juan Li
CHINA INSTITUTE OF
REAL ESTATE APPRAISERS
AND AGENTS

Qing Li
JUNHE LAW OFFICE

Rachel Li
ZHONG LUN LAW FIRM

Raymond Li
SHANGHAI AMASSFREIGHT
LOGISTIC CO. LTD.

Shuai Li
JINKOPOWER CO. LTD.

Ying Li
TIANJIN JINTONG CUSTOMS
BROKER CO. LTD.

Zhi Qiang Li
JIN MAO PARTNERS

Bixiao Li
W&C LAW FIRM

Todd Liao
MORGAN, LEWIS &
BOCKIUS LLP

Lin Lin
SHANGHAI XINGYA CUSTOMS
BROKERS CO. LTD.

Meifeng Lin
BEIJING GUANGDING
LAW FIRM

Michael Lin
PINSENT MASONS

Kuang Lingquing
EAST & CONCORD PARTNERS

Ellen Liu
MAYER BROWN JSM

Grace Liu
RUSSELL BEDFORD HUA-ANDER
CPAS—MEMBER OF RUSSELL
BEDFORD INTERNATIONAL

Jingtao Liu
ZHONG LUN LAW FIRM

Keer Liu
KING & WOOD MALLESONS

Ning Liu
JUNHE LAW OFFICE,
MEMBER OF LEX MUNDI

Rui Liu
JUNHE LAW OFFICE

Shibo Liu
KING & WOOD MALLESONS

Tianren Liu
WHITE & CASE

Yanyan Liu
KUNLUN LAW FIRM

Yunchun Liu

Lucy Lu
KING & WOOD MALLESONS

Shao Hong Lu
DENTONS CHINA

Xiaofang Lu

Frank Luo
SHANGHAI ZHOUHE
INTERATIONAL TRADE CO. LTD.

Peixin Luo

Sha Luo
CHANCE & BRIDGE PARTNERS

Xiaomin Luo
PENGYUAN CREDIT
SERVICES CO. LTD.

Xin Luo
SHANGHAI XINGYA CUSTOMS
BROKERS CO. LTD.

Hongli Ma
JUNHE LAW OFFICE

Miles Ma
FANGDA PARTNERS

Xiao Mingwei
SHANGHAI ECONOMIC AND
INFORMATION COMMISSION

Matthew Mui
PWC CHINA

Jinlin Nan
ZHONG LUN LAW FIRM

Peter Ng
PWC CHINA

Xiaochen Ni
EUROPEAN UNION CHAMBER
OF COMMERCE IN CHINA

Lei Niu
ZHONG LUN LAW FIRM

Peng Pan
KING & WOOD MALLESONS

Wang Pei
KING & WOOD AND
MALLESONS

Rongqiang Peng
BEIJING SHUNYI DISTRICT
DEVELOPMENT AND REFORM
COMMISSION POWER OFFICE

Xuanting Qi
FANGDA PARTNERS

Anthony Qiao
ZHONG LUN LAW FIRM

Dan Qiao
BEIJING ZHONGRUIYUEHUA
TAX ADVISORY CO. LTD.

Yang Qin
CHINA COUNCIL FOR
THE PROMOTION OF
INTERNATIONAL TRADE

Frank Qu
DENTONS CHINA

Wenxin (Crystal) Qu
BEIJING BOYUEJINCHENG
INTERNATIONAL
LOGISTICS COMPANY

Yan (Cindy) Ren
ADP TIANJIN INTERNATIONAL
TRANSPORTATION CO. LTD.

Cindy Rong
INTEL CHINA

Juan Shang
LANTAI PARTNERS

Liang Shao
SHANGHAI MUNICIPAL
ELECTRIC POWER COMPANY

Hong (Helen) Shi
FANGDA PARTNERS

Junjie Shi
SHANGHAI JIAYOU
ELECTRIC POWER CO.

Tina Shi
MAYER BROWN JSM

Ruiqiu Song
KING & WOOD MALLESONS

Zhongchun Song
SHANGHAI CITY
DEVELOPMENT LAW FIRM

Jian Sun
ELECTRIC POWER RELIABILITY
MANAGEMENT CENTER,
NATIONAL ENERGY
ADMINISTRATION

Xiaobo Sun
GENERAL ADMINISTRATION
OF CUSTOMS

Yufan Sun
JUNHE LAW OFFICE

Zhuochao Sun
EAST-CONCORD PARTNERS

Peng Tan
FANGDA PARTNERS

Gongyuan Tang
JUNZEJUN LAW OFFICES

Li Tang
BEIJING JINCHENG TONGDA
LAW FIRM

Thomas Tang
JUNZEJUN LAW OFFICES

Xiuming Tao
JUNZEJUN LAW OFFICES

Terence Tung
MAYER BROWN JSM

Vivien Wei Tuo
DENTONS CHINA

Angela Wang
ANGELA WANG & CO.

Ariel Wang
CHANCE & BRIDGE PARTNERS

Dora Wang
MORGAN, LEWIS &
BOCKIUS LLP

Guoqi Wang
RUSSELL BEDFORD HUA-ANDER
CPAS—MEMBER OF RUSSELL
BEDFORD INTERNATIONAL

Hongyue Wang
ZF CHASSIS SYSTEM
(BEIJING) CO. LTD.

Jessica Wang
J & BACH INTERNATIONAL
LOGISTICS CO. LTD.

Jiannan Wang
CHINA RAILWAY
URBAN CONSTRUCTION
GROUP CO. LTD.

Jinghua Wang
JUNHE LAW OFFICE

Junwei Wang
CHINA CONSTRUCTION
THIRD ENGINEERING
BUREAU CO. LTD.

Keke Wang
W&H

Lian Wang
SHANGHAI XINZHU REAL
ESTATE CO. LTD.

Lihua Wang
JUNHE LAW OFFICE

Lingqi Wang
FANGDA PARTNERS

Rock Wang
FANGDA PARTNERS

Shuning Wang
JUNHE LAW OFFICE

Shutong Wang
BEIJING ZHONGRUIYUEHUA
TAX ADVISORY CO. LTD.

Sterling Wang
SHANGHAI JUNTAI ENTERPRISE
CONSULTANCY AND
MANAGEMENT CO. LTD.

Thomas Wang
BOSS & YOUNG
ATTORNEYS-AT-LAW

Xiaolei Wang
CREDIT REFERENCE CENTER OF
PEOPLE'S BANK OF CHINA

Xuehua Wang
BEIJING HUANZHONG
& PARTNERS

Yufang Wang
FANGDA PARTNERS

Xiaoyong Wang
BEIJING JINKE JINBI REAL
ESTATE CO. LTD.

Tan Weihong
GUANTAO LAW FIRM

Charles Wu
GRANDALL LAW FIRM

Cheng Wu
SHANGHAI AUTOMOBILE
IMPORT & EXPORT CO. LTD.

Jiayin Wu
BOSS & YOUNG
ATTORNEYS-AT-LAW

Yanping Wu
MANDO (BEIJING)
AUTOMOTIVE CHASSIS
SYSTEM CO. LTD.

Jin Xhexian
ZHONG LUN LAW FIRM

Lily Xiao
BOSS & YOUNG
ATTORNEYS-AT-LAW

Lin Xiaoyu
BEIJING ZHW LAW FIRM

Sun Xiaozhe
GRANDALL LAW FIRM

Chengning Xie
CC INTERNATIONAL
CONSULTING LIMITED

Qirong Xie
ZHONG YIN LAW FIRM

Xiaosong Xie
BEIJING HUANZHONG
& PARTNERS

Xiaohong Xiong
PENGYUAN CREDIT
SERVICES CO. LTD.

Bruce Xu
KPMG ADVISORY
(CHINA) LIMITED

Guojian Xu
BOSS & YOUNG
ATTORNEYS-AT-LAW

Hang Xu
FANGDA PARTNERS

Jin Xu
BEIJING JIANFANG
WEIYE CONSTRUCTION
ENGINEERING CO. LTD.

Joyce Xu
ZHONG LUN LAW FIRM

Lisa Xu
SHANGHAI GREATMICRO
LOGISTICS TECHNOLOGY
CO. LTD.

Yinghai Xu
SINOTRANS SHANGHAI
INTERNATIONAL
FORWARDING CO. LTD.

Yuan Xu
SHANDONG STARMEN CO. LTD.

Zhengbin Xu
J & BACH INTERNATIONAL
LOGISTICS CO. LTD.

Lily Yang
SHANGHAI AMASSFREIGHT
LOGISTIC CO. LTD.

Ming Yang
BEIJING JINGDIAN ELECTRIC
POWER ENGINEERING
DESIGN CO. LTD.

Qin Yang
KUNLUN LAW FIRM

Tianyao Yang
LEHMANBROWN

Xiaoya Yang
BEIJING HYUNDAI
MOTOR COMPANY

Yu Ning Yang

Yuan Yang
CREDIT REFERENCE CENTER OF
PEOPLE'S BANK OF CHINA

Yue Yang
ARCHITECTURAL DESIGN
AND RESEARCH INSTITUTE
OF TONGJI UNIVERSITY

Qiang Yao
DONGBANG CHEMICAL
(SHANGHAI) CO. LTD.

Xiuchao Yin
DENTONS CHINA

Jun Ying
SHANGHAI XINHAI CUSTOMS
BROKERS COMPANY

Minjian You
CO-EFFORT LAW FIRM

Chengzh Yu
GRANDALL LAW FIRM

Hang Yu
SIEMENS CHINA

Paula Yu
GRANDALL LAW FIRM

Weifeng David Yu

Jianan Yuan
JUNHE LAW OFFICE

Qiong Yuan
JUNHE LAW OFFICE

Tony Zang
SHANGHAI DAKING GLOBAL
LOGISTICS CO. LTD.

Ming (Owen) Zhai
QINGDAO BONDEX
LOGISTICS CO. LTD.

Biao Zhang
TIANJIN CHANNELTON
LOGISTICS CO. LTD.

Gavin Zhang
ZHONG LUN LAW FIRM

Jessica Zhang
PWC CHINA

Jing Zhang
SHANGHAI RECODE SUPPLY
CHAIN MANAGEMENT
CO. LTD.

Kitty Zhang
PWC CHINA

Lei Zhang
SHANGHAI AMASSFREIGHT
LOGISTIC CO. LTD.

Tao (Tom) Zhang
GENERAL ADMINISTRATION
OF CUSTOMS

Xin Zhang
GLOBAL LAW OFFICE

Yi Zhang
KING & WOOD MALLESONS

Young Zhang
BEIJING XINHAI CUSTOMS
CLEARANCE CO. LTD.

Zhengliang Zhang
SHANGHAI ASIAN
DEVELOPMENT INTERNATIONAL
TRANSPORT PUDONG
CO. LTD. (ADP)

Xingjian Zhao
DIAZ, REUS & TARG, LLP

Fei Zheng
JUNHE LAW OFFICE,
MEMBER OF LEX MUNDI

Mei Zheng
VOLKSWAGEN GROUP
IMPORT (CHINA) CO. LTD.

Chen Zhong
ADMINISTRATION FOR
INDUSTRY AND COMMERCE
OF XICHENG DISTRICT
(MOVABLE REGISTRATION)

Junpeng Zhong
ZHONG LUN LAW FIRM

Fred Zhou
JLCD LAW

Rong Zhou
JINTAI LAW FIRM

Tian Lin Zhou
DENTONS CHINA

Wen Zhou
BEIJING WEIHENG LAW FIRM

Xiujuan Zhōu
BEIJING CHAOYANG
POWER INDUSTRIAL
DEVELOPMENT CO. LTD.

Christina Zhu
HOGAN LOVELLS

Kevin Zhu
DELOITTE

Kewei Zhu
BEIJING ZHENG DONG
ELECTRONIC POWER
GROUP CO. LTD.

Li Zhu
GLOBAL LAW OFFICE

Ning Zhu
CHANCE & BRIDGE PARTNERS

Simon Zhu
SIMMONS & SIMMONS LLP

Weina Zhu
DENTONS CHINA

Wenhui Zhu
PU DONG LAW OFFICE

William Zhu
SHANGHAI DAYAN INVESTMENT
CONSULTING CO. LTD.

Chen Ziming
CHINA IPPR INTERNATIONAL
ENGINEERING
COMPANY LIMITED

Delong Zou
JUNHE LAW OFFICE

Roy Zou
HOGAN LOVELLS

COLOMBIA

EINCE LTDA

FEDERACIÓN NACIONAL DE
CAFETEROS DE COLOMBIA

Enrique Álvarez
JOSÉ LLOREDA
CAMACHO & CO.

Santiago Arango
JOSÉ LLOREDA
CAMACHO & CO.

Alexandra Arbeláez Cardona
RUSSELL BEDFORD
COLOMBIA—MEMBER
OF RUSSELL BEDFORD
INTERNATIONAL

Patricia Arrázola-Bustillo
GÓMEZ-PINZÓN ZULETA
ABOGADOS SA

Cesar Barajas
PARRA RODRÍGUEZ
ABOGADOS SAS

Luis Alfredo Barragán
BRIGARD & URRUTIA,
MEMBER OF LEX MUNDI

Santiago Barrientos
PARRA RODRÍGUEZ
ABOGADOS SAS

Aurora Barroso Charry
PARRA RODRÍGUEZ
ABOGADOS SAS

Claudia Benavides Galvis
BAKER MCKENZIE

Andres Bernal
REAL CARGA LTDA

Diana Bernal
REAL CARGA LTDA

Javier Blé Bitar
PWC COLOMBIA

Joe Ignacio Bonilla Gálvez
MUÑOZ TAMAYO
& ASOCIADOS

Juan Pablo Bonilla Sabogal
POSSE HERRERA RUIZ

Martha Bonnet
CAVELIER ABOGADOS

Omar Sebastián Cabrera
PWC COLOMBIA

Carolina Camacho
POSSE HERRERA RUIZ

Maria Paula Camacho
CAMACOL

Samuel Cano
JOSÉ LLOREDA
CAMACHO & CO.

Juan Diego Cano García
ASOCIACIÓN NACIONAL
DE COMERCIO
EXTERIOR—ANALDEX

Dario Cárdenas
DENTONS CÁRDENAS
& CÁRDENAS

Natalia Caroprese
JOSÉ LLOREDA
CAMACHO & CO.

Carlos Carvajal
JOSÉ LLOREDA
CAMACHO & CO.

Luis Miguel Carvajal
CODENSA SA ESP

Elvin Chirivi
CAMACOL

Felipe Cuberos
PHILIPPI PRIETOCARRIZOSA
FERRERO DU & URÍA

Lyana De Luca
BRIGARD & URRUTIA,
MEMBER OF LEX MUNDI

Maria Fernanda Diaz Chacon
BAKER MCKENZIE

Javier Díaz Molina
ASOCIACIÓN NACIONAL
DE COMERCIO
EXTERIOR—ANALDEX

Dagoberto Esquivia Agames
DIRECCIÓN DE IMPUESTOS
Y ADUANAS NACIONALES

Juan Camilo Fandiño-Bravo
DENTONS CÁRDENAS
& CÁRDENAS

Carlos Fradique-Méndez
BRIGARD & URRUTIA,
MEMBER OF LEX MUNDI

Luis Gallo Medina
GALLO MEDINA
ABOGADOS ASOCIADOS

Wilman Garzón
CODENSA SA ESP

Paola Garzón Montes
GÓMEZ-PINZÓN ZULETA
ABOGADOS SA

Juliana Gomez
PHILIPPI PRIETOCARRIZOSA
FERRERO DU & URÍA

Giovanni Andres Gomez Camelo
ASOCIACIÓN NACIONAL DE COMERCIO EXTERIOR—ANALDEX

Carlos Jair Gómez Guzmán
PARRA RODRÍGUEZ ABOGADOS SAS

Hugo Gonzalez
CAVELIER ABOGADOS

Sandra Liliana Gutiérrez
RUSSELL BEDFORD COLOMBIA—MEMBER OF RUSSELL BEDFORD INTERNATIONAL

Santiago Gutiérrez
JOSÉ LLOREDA CAMACHO & CO.

William Rene Gutierrez Oregon
INSTITUTO COLOMBIANO AGROPECUARIO

Thomas Holguin
BRIGARD & URRUTIA, MEMBER OF LEX MUNDI

Carlos Mario Lafaurie Escorce
PWC COLOMBIA

Nubia Lamprea
CODENSA SA ESP

Jorge Lara-Urbaneja
LARA CONSULTORES

Margarita Llorente Carreño
AMARILO SA

Ernesto López
DENTONS CÁRDENAS & CÁRDENAS

William Marín
PRODUCTOS FAMILIA

Alejandro Medina
PHILIPPI PRIETOCARRIZOSA FERRERO DU & URÍA

Juan Camilo Medina Contreras
PWC COLOMBIA

Juan Felipe Morales Acosta
JOSÉ LLOREDA CAMACHO & CO.

Luis Gabriel Morcillo-Méndez
BRIGARD & URRUTIA, MEMBER OF LEX MUNDI

Milton Ariel Moreno
PWC COLOMBIA

Juan Carlos Moreno Peralta
RODRÍGUEZ, RETAMOSO & ASOCIADOS SAS

Francisco Javier Morón López
PARRA RODRÍGUEZ ABOGADOS SAS

Adriana Carolina Ospina Jiménez
BRIGARD & URRUTIA, MEMBER OF LEX MUNDI

Juan Guillermo Otero Gonzalez
BAKER MCKENZIE

Daniel Palomino Vieira
PARRA RODRÍGUEZ ABOGADOS SAS

Daniel Pardo
POSSE HERRERA RUIZ

Álvaro Parra
PARRA RODRÍGUEZ ABOGADOS SAS

Daniela Carolina Pérez Mahecha
PARRA RODRÍGUEZ ABOGADOS SAS

Daniel Posse
POSSE HERRERA RUIZ

Maria Angelica Pulido
GÓMEZ-PINZÓN ZULETA ABOGADOS SA

Natalia Eugenia Quijano Uribe
CODENSA SA ESP

Alvaro Ramírez
DENTONS CÁRDENAS & CÁRDENAS

Carlos Arturo Riaño
CONFECAMARAS

Irma Isabel Rivera
BRIGARD & URRUTIA, MEMBER OF LEX MUNDI

Cristina Robayo Herrera
PARRA RODRÍGUEZ ABOGADOS SAS

Luis Carlos Robayo Higuera
RUSSELL BEDFORD COLOMBIA—MEMBER OF RUSSELL BEDFORD INTERNATIONAL

Laura Rodriguez
CAVELIER ABOGADOS

Adrián Rodríguez
LEWIN & WILLS ABOGADOS

Bernardo Rodríguez Ossa
PARRA RODRÍGUEZ ABOGADOS SAS

Liliana Rodríguez Retamoso
RODRÍGUEZ, RETAMOSO & ASOCIADOS SAS

Sonia Elizabeth Rojas Izaquita
GALLO MEDINA ABOGADOS ASOCIADOS

Ricardo Saldarriaga
JOSÉ LLOREDA CAMACHO & CO.

Nader Samih
PRODUCTOS FAMILIA

Paula Samper Salazar
GÓMEZ-PINZÓN ZULETA ABOGADOS SA

Felipe Sandlemente
BAKER MCKENZIE

Raúl Alberto Suárez Arcila
SUÁREZ ARCILA & ABOGADOS ASOCIADOS

Diana Talero
SUPERINTENDENCY OF CORPORATION

Gustavo Tamayo Arango
JOSÉ LLOREDA CAMACHO & CO.

Olga Viviana Tapias
RUSSELL BEDFORD COLOMBIA—MEMBER OF RUSSELL BEDFORD INTERNATIONAL

Paola Tapiero
TRADE LEADER

Faunier David Toro Heredia
CODENSA SA ESP

Maria Alejandra Torres Castañeda
GALLO MEDINA ABOGADOS ASOCIADOS

Natalia Tovar Ibagos
EXPERIAN COLOMBIA SA

Nataly Traslaviña
PARRA RODRÍGUEZ ABOGADOS SAS

Maria Camila Valdés
GALLO MEDINA ABOGADOS ASOCIADOS

Carolina Vargas Arévalo
AGENCIA DE ADUANAS MIRCANA SA NIVEL 1

Daniel Vargas Umaña
EXPERIAN COLOMBIA SA

Frank Velandia
TECLOGIC LTDA

Patricia Vergara
GÓMEZ-PINZÓN ZULETA ABOGADOS SA

Lilalba Vinasco
INSTITUTO COLOMBIANO AGROPECUARIO

Alirio Virviescas
NOTARIA 41 DE BOGOTÁ

Claudia Vital
PARRA RODRÍGUEZ ABOGADOS SAS

Alessandra Volpe
GÓMEZ-PINZÓN ZULETA ABOGADOS SA

Valentina Wagner Gutierrez
PARRA RODRÍGUEZ ABOGADOS SAS

Santiago Wills
LEWIN & WILLS ABOGADOS

Adriana Zapata
CAVELIER ABOGADOS

Natalia Zuleta
DENTONS CÁRDENAS & CÁRDENAS

Ximena Zuleta
DENTONS CÁRDENAS & CÁRDENAS

COMOROS

BANQUE CENTRALE DES COMORES

CABINET D'AVOCATS SAÏD IBRAHIM

Hilmy Aboud-Said
COMORES CARGO INTERNATIONAL

Zainoudine Ahamada
MINISTÈRE DE L'ÉCONOMIE ET DU COMMERCE

Aida Ahmed Yahaia
I2A SOCIÉTÉ IMMOBILIERE DES COMORES

Moissi Ali
ENERGIE COMORES

Omar Said Allaoui
ECDI

Mouzaoui Amroine
MOUVEMENT DES ENTREPRENEURS COMORIENNES (MODEC)

Youssef Ibn Ismael Aticki
BARREAU DE MORONI

Assoumani Hassani
MINISTÈRE DE L'ÉCONOMIE ET DU COMMERCE

Kabasse Ibrahim
MINISTÈRE DE L'ÉCONOMIE ET DU COMMERCE

Haroussi Idrissa
TRIBUNAL DE PREMIERE INSTANCE DE MORONI

Madiane Mohamed Issa
CABINET D'AVOCAT BAHASSANI

Aicham Itibar
UCCIA—UNION DES CHAMBRES DE COMMERCE, D'INDUSTRIE, ET D'AGRICULTURE DES COMORES

Ma-Nzeza (Donat) Mandiangu
I M CONSULTING—COMORES

Mohamed Maoulida
AUDIT CONSEIL-INTERNATIONAL

Farahati Moussa
MOUVEMENT DES ENTREPRENEURS COMORIENNES (MODEC)

Azad Mze
CABINET D'AVOCATS MZE

Ibrahim A. Mzimba
CABINET MZIMBA AVOCATS

Marco Raymond

Abdillah Mohamed Soihiri
KILNIC SERVICES

Salimou Yahaya
TRIBUNAL DE PREMIERE INSTANCE DE MORONI

CONGO, DEM. REP.

PWC

Albert-Blaise Akoka
DELOITTE RDC

Michel Alenda
KLAM & PARTNERS AVOCATS

Dieudonne Asani Afangu
SOCIÉTÉ NATIONALE D'ELECTRICITÉ (SNEL)

Urbain Babongeno
HENNO LAW FIRM

Nathalie Banza
SDV LOGISTICS

Carlos Banza Kabemba
YAV & ASSOCIATES

Fernando Barbosa
SOCIÉTÉ D'EXPLOITATION DU GUICHET UNIQUE INTÉGRAL DU COMMERCE EXTERIEUR (SEGUCE)

Romain Battajon
DALDEWOLF

Jonathan Bononge
ROCAT SARL

Guillaume Bononge Litobaka
ROCAT SARL

Eric Bukasa
SESANGA & ASSOCIÉS

Claude Cherubala
VARCONN

Nicaise Chikuru
Munyiogwarha
CABINET CHIKURU & ASSOCIÉS

Alain Ciany
PELESA AND ASSOCIATES LAW FIRM

Edmond Cibamba Diata
CABINET EMERY MUKENDI WAFWANA & ASSOCIÉS

Kankenga Daniel
CONSORTIUM DE CONSTRUCTION D'ELECTRICITÉ ET MULTI SERVICE (COCSEM)

Jacques Dibemba Tshimanga
CABINET OWENGA

Claude Dipo
MINISTÈRE DE L'URBANISME ET DE L'HABITAT

Prosper Djuma Bilali
CABINET MASAMBA

José Meilleur Ekofo
DIRECTION GÉNÉRALE DES IMPÔTS (DGI), MINISTÈRE DES FINANCES

Holly Embonga Tomboli
CHIKURU & ASSOCIÉS

Jose Engbanda Mananga
GUICHET UNIQUE DE CRÉATION D'ENTREPRISE

Evariste Esimba
KPMG

Irénée Falanka
CABINET IRÉNÉE FALANKA

Aime Gustave Kabengele
Nkole

Amisi Herady
GUICHET UNIQUE DE CRÉATION D'ENTREPRISE

Lydie Isengingo Luanzo
BARREAU DE KINSHASA/MATETE

Ida Jiazet
KLAM & PARTNERS AVOCATS

Joseph Kaboba Ilunga
DIRECTION GÉNÉRALE DES IMPÔTS (DGI), MINISTÈRE DES FINANCES

Parfait-Didier Kabongo Mukadi
NTN & PARTNERS SCRL

Baruch Kabuta Kapwa
CABINET NGALIEMA

Rene Kala Konga
EGEC

Edouard Kalemidi Bighusa
CABINET DETA-CHRIST

Christian Kamvunze Manango
CABINET MATADI ET ASSOCIÉS

Eddy Kapepula Kanya
AVOCAT

Benoit Kapila
SDV LOGISTICS

Alexis Kapongo
PELESA AND ASSOCIATES LAW FIRM

Donatien Kassey Kalume
ACCESS-CONGO

Robert Katambu
CABINET LUBALA & ASSOCIÉS

Pascal Katanga
MINISTÈRE DES AFFAIRES FONCIÈRES

Onezime Kaunda
REGISTRE COMMERCE ET CREDIT IMMOBILIER

Clement Kayambe Muza
CABINET D'AVOCAT MUZA

Dominique Kazyumba
Muzangu
CABINET MASAMBA

Dieudonné Kfuma
CABINET KHUMA ET BEKOMBE

Cynthia Kikata
BANQUE CENTRALE DU CONGO

Alphonse Kitoko Gbede
CABINET DETA-CHRIST

Laura Kokolo
SOCIÉTÉ D'EXPLOITATION DU GUICHET UNIQUE INTÉGRAL DU COMMERCE EXTERIEUR (SEGUCE)

Beni Guy Komanda
COMEXAS

Marc Kongomayi Mulumba
SOCIÉTÉ NATIONALE D'ELECTRICITÉ (SNEL)

Phistian Kubangusu Makiese
CABINET MASAMBA

Fénelon Kyangaluka
SOCIÉTÉ DE TECHNIQUES SPÉCIALES (STS)

Levy Lendo M'Vangi
GREENSTUDIO & PARTNERS

Patrick Lenge Kabwita
COMMERCIAL COURT
(TRIBUNAL DE COMMERCE
DE KINSHASA/MATETE)

Jean-Marie Lepriya Molenge
CABINET NGALIEMA

Desiré Likolo
EGEC

Ilan Liongi Ilankaka
CABINET MASAMBA

Guy Loando M.
GLM & ASSOCIATES

Jean-Pierre Kevin Lofumbwa
DELOITTE RDC

Faustin Lokuma Mbela

Emmanuel Lubala Mugisho
CABINET LUBALA & ASSOCIÉS

Vital Lwanga Bizanbila
CABINET VITAL LWANGA

Aubin Mabanza
KLAM & PARTNERS AVOCATS

Béatrice Mabanza
KLAM & PARTNERS AVOCATS

Ir. Adolphe Mabulena
Massamba
*MINISTÈRE DE L'URBANISME
ET DE L'HABITAT*

Yves Madre
DELOITTE RDC

Serge Mangungu
DHL GLOBAL

Ted Matunga
BMCG

Blaise Mbatshi
BMCG

Dominique Migisha
TELECONSEIL CONGO

Marie-Thérèse Moanda
KLAM & PARTNERS AVOCATS

Patou Monkinda Molanga
PROCREDIT BANK

Dodo Mombo
EGEC

Gerard Mugangu Kulimushi
*MINISTÈRE DES AFFAIRES
FONCIÈRES*

Céléstine Mukalay Kionde
*CABINET DU PRÉSIDENT
DE LA RÉPUBLIQUE*

Kinongo Mukemu
*CENTRE CONGOLAIS
POUR LE DÉVELOPPEMENT
DURABLE (CODED)*

Kennedy-Pierre
Mukendi-Mukepesha
*MINISTÈRE DE L'URBANISME
ET DE L'HABITAT*

Vaval Mukobo
CABINET NGALIEMA

Eliance Muloji Wa Mbuyi
CABINET NGALIEMA

Jean-Pierre Mulumba
Mukengeshayi
COMMERCIAL COURT
(TRIBUNAL DE COMMERCE
DE KINSHASA/MATETE)

Hilaire Mumvudi Mulangi
*MINISTÈRE DE L'URBANISME
ET DE L'HABITAT*

Kisolokele Mvete
*GUICHET UNIQUE DE
CRÉATION D'ENTREPRISE*

Philippe Mvita Kabasele
BANQUE CENTRALE DU CONGO

Jean-Paul Mvuni Malanda
CABINET NGALIEMA

Roger Dikuenda Mwamba
*DIRECTION GÉNÉRALE DES
IMPÔTS (DGI), MINISTÈRE
DES FINANCES*

Nicaise Navanga
SDV LOGISTICS

Matadi Nenga Gamanda
CABINET MATADI ET ASSOCIÉS

Eric Ngabo Kalesh
NTN & PARTNERS SCRL

Emmanuel Ngalamulume
Kalala
NTN & PARTNERS SCRL

Joseph Ngalamulume Lukalu
CABINET YOKO ET ASSOCIÉS

Zéphyrin Ngaliema Mukoko
CABINET NGALIEMA

Patrick Ngandu Ndjangu
CABINET NGALIEMA

Felly Ngobila
KLAM & PARTNERS AVOCATS

Placide Nkala Basadilua
*GUICHET UNIQUE DE
CRÉATION D'ENTREPRISE*

Bernard Nsimba Bilandu
CABINET MASAMBA

Victorine Bibiche Nsimba
Kilembe
CABINET YOKO ET ASSOCIÉS

Tresor Nsuadi
*SOCIÉTÉ D'EXPLOITATION
DU GUICHET UNIQUE
INTÉGRAL DU COMMERCE
EXTÉRIEUR (SEGUCE)*

Papy Nzita Lendo
ATEE

Abdoulaye G. Ouane
KLAM & PARTNERS AVOCATS

Emile Lambert Owenga
Odinga
CABINET OWENGA

Destin Pelete
*LA GENERALE DE
SERVICES LA FONTAINE*

Joseph Plesers
GTM

Xavier Pollet
COMEXAS

Stephane Ramquet
COMEXAS

Mike Sadek
ELICOM

Freddy Mulamba Senene
*MULAMBA & ASSOCIATES
LAW FIRM*

Moise Tangala
CABINET IRENÉE FALANKA

Bernard Tambagendite
Tetaniaba
*SOCIÉTÉ NATIONALE
D'ELECTRICITÉ (SNEL)*

Patience Tombola
GREENSTUDIO & PARTNERS

William Tsasa
KLAM & PARTNERS AVOCATS

Christian Tshibanda Mulunda
NTN & PARTNERS SCRL

Antoine Tshibuabua Mbuyi
*SOCIÉTÉ NATIONALE
D'ELECTRICITÉ (SNEL)*

Dieudonné Tshibum Mbaz
*DIRECTION GÉNÉRALE DES
IMPÔTS (DGI), MINISTÈRE
DES FINANCES*

Arthur Beyako Tukebele
*SOCIÉTÉ NATIONALE
D'ELECTRICITÉ (SNEL)*

Seraphin Umba
YAV & ASSOCIATES

Albert Wumba
ASPEN CONGO

Pierre Dieudonne Yansenga
Lumeka
CABINET YOKO ET ASSOCIÉS

CONGO, REP.

FRANCK EXPORT CONGO

Elisabeth Ajamen
BEAC SIÈGE

Patrice Bazolo
PWC

Prosper Bizitou
PWC

Alexis Debi
PWC

Lydie Diawara
*SNE (SOCIÉTÉ NATIONALE
D'ELECTRICITÉ)*

Mathias Essereke
*CABINET D'AVOCATS
MATHIAS ESSEREKE*

Joe Pépin Foundoux
PWC

Alexis Vincent Gomes
CABINET D'AVOCATS GOMES

Moïse Kokolo
PWC

Christian Eric Locko
*BRUDEY, ONDZIEL GNELENGA,
LOCKO CABINET D'AVOCATS*

Jean-Pierre Kevin Lofumbwa
DELOITTE RDC

Salomon Louboula
ETUDE NOTARIALE LOUBOULA

Felix Makosso Lassi
CABINET NOTARIAL LASSI

Jay Makoundou
PWC

Thierry Mamimoue
CABINET D'AVOCATS GOMES

Ado Patricia Marlene Matissa
CABINET NOTARIAL MATISSA

Benic Mbanwie Sarr
PWC

Françoise Mbongo
CABINET MBONGO

Firmin Moukengue
CABINET MOUKENGUE

Gaspard Ngoma
*MINISTÈRE DE LA
CONSTRUCTION, DE
L'URBANISME, DE LA VILLE
ET DU CADRE DE VIE*

Esther Nanette Note
*CHAMBRE DES NOTAIRES
DU CONGO*

Aimé Pambou
*BOLLORE TRANSPORTS
& LOGISTIQUES*

Andre François Quenum
*CABINET ANDRE
FRANCOIS QUENUM*

Arielle Razafimahefa
JOHN W. FFOOKS & CO.

Alain Vdbrigghe
COPLOM

Jean Jacques Youlou
Volana Sandra Zakariasy
JOHN W. FFOOKS & CO.

Alpha Zinga Moko
PWC

COSTA RICA

BATALLA SALTO LUNA

TRANSUNION

Luis Acuna
*ASESORES LEGALES EN
PROPIEDAD INDUSTRIAL*

Mariana Alfaro
*CORDERO & CORDERO
ABOGADOS*

Paula Amador
PWC COSTA RICA

Arnoldo André
LEXINCORP

Carlos Araya
*CENTRAL LAW—QUIROS
ABOGADOS*

Carlos Arias
OLLER ABOGADOS

Luis Diego Barahona
PWC COSTA RICA

Alejandro Bettoni Traube
ASEJUR

Eduardo Calderón-Odio
BLP ABOGADOS

Giorginella Carranza
G LOGISTICS COSTA RICA SA

Juan Carreras
LEX COUNSEL

Sofia Carreras Nunez
OLLER ABOGADOS

Adriana Castro
BLP ABOGADOS

Margot Chinchilla
SOCIACO

Alejandra Dobles
PROYECTOS ICC SA

Roberto Esquivel Cerdas
OLLER ABOGADOS

Irene Fernández
LEX COUNSEL

Nancy Flores
ASEJUR

Dieter Gallop Fernández
G LOGISTICS COSTA RICA SA

Miguel Golcher Valverde
*COLEGIO DE INGENIEROS
ELECTRICISTAS, MECÁNICOS
E INDUSTRIALES*

Karla González-Bolaños
BLP ABOGADOS

Paola Gutiérrez Mora
LEX COUNSEL

Mario Gutiérrez Quintero
LEX COUNSEL

Mario Guzman
DESARROLLOS EVJ

Jorge Hernández
*COLEGIO DE INGENIEROS
ELECTRICISTAS, MECÁNICOS
E INDUSTRIALES*

Randall Zamora Hidalgo
COSTA RICA ABC

Elvis Jiménez Gutiérrez
*SUPERINTENDENCIA GENERAL
DE ENTIDADES FINANCIERAS*

Kattia Madrigal Hernández
*CÁMARA COSTARRICENSE
DE LA CONSTRUCCIÓN*

Johan Mena Cubero
*INSTITUTO NACIONAL DE
VIVIENDA Y URBANISMO*

Andrés Mercado Castro
OLLER ABOGADOS

Pamela Meza
OLLER ABOGADOS

Mario Miranda
*GESTORÍA DE DESARROLLO
INMOBILIARIO GDI SA*

Jaime Molina
PROYECTOS ICC SA

Eduardo Montoya Solano
*SUPERINTENDENCIA GENERAL
DE ENTIDADES FINANCIERAS*

Ana Cristina Mora
EXPERTIS GHP ABOGADOS

Juan Manuel Mora
RE&B ABAGADOS

Ricardo Murillo
SOCIACO

Cecilia Naranjo
LEX COUNSEL

Juan Carlos Navarro
TRANSMARES COSTA RICA

Pedro Oller
OLLER ABOGADOS

Mauricio París
EXPERTIS GHP ABOGADOS

Natasha Perez
LEXINCORP

Roger Petersen
P LAW GROUP

Alvaro Quesada Loría
AGUILAR CASTILLO LOVE

Mario Rodríguez
TRANSMARES COSTA RICA

Karla Rojas
*GESTORÍA DE DESARROLLO
INMOBILIARIO GDI SA*

Miguel Ruiz Herrera
LEX COUNSEL

Juliana Salamanca Valderrama
BDG BUILDING PROJECTS SA

Mauricio Salas
BLP ABOGADOS

Alberto Salas Salinas
BLP ABOGADOS

Julia Sánchez
LEXINCORP

Luis Sánchez
*FACIO & CAÑAS, MEMBER
OF LEX MUNDI*

Luis Sibaja
LEX COUNSEL

Alonso Vargas
LEXINCORP

Eugenio Vargas
LEXINCORP

Marianela Vargas
PWC COSTA RICA

Abril Villegas
OLLER ABOGADOS

Jonathan Villegas Alvarado
SOCIACO

Rodrigo Zapata
*GESTORÍA DE DESARROLLO
INMOBILIARIO GDI SA*

Guillermo Emilio Zúñiga
González
EXPERTIS GHP ABOGADOS

Jafet Zúñiga Salas
SUPERINTENDENCIA GENERAL
DE ENTIDADES FINANCIERAS

CÔTE D'IVOIRE

BARRY CALLEBAUT

BCEAO

CABINET EXPERTISES

CREDITINFO VOLO

EACOCO SARL

EOLIS

MINISTÈRE DE L'AGRICULTURE
ET DU DÉVELOPPEMENT RURAL

SABKA

SACO

Narcisse Aka
COUR COMMUNE DE
JUSTICE ET D'ARBITRAGE
(CCJA) DE L'OHADA

Alice Anthony Diomande
CABINET FADIGA, KACOUTIÉ
& ANTHONY DIOMANDE

Me Bah Ibrahim Bemba
LEX WAYS

Alexandre Bairo
KSK SOCIÉTÉ D'AVOCATS

Françoise Mariame Bedie
GROUPEMENT PROFESSIONNEL
DES EXPORTATEURS DE
CAFÉ ET DE CACAO

Abou Berte
TIERI

Binde Binde
AFRICA TRANS-LOGISTICS
INTERNATIONAL

Liliane Boa
DELOITTE

Joseph Bonlong
AUDI-CI

Michel Kizito Brizoua-Bi
ASSOCIATION DES
CABINETS D'AVOCATS
D'AFFAIRES AFRICAINES

Kacou Jean Brou
TRIBUNAL DE COMMERCE
ABIDJAN

Lassiney Kathann Camara
CLK AVOCATS

Thierry Court
TIERI

Arsène Dablé
SCPA DOGUÉ-ABBÉ
YAO & ASSOCIÉS

Mireille Debrimou
CABINET FIDECA

Zirignon Constant Delbe
MINISTÈRE DE L'AGRICULTURE
ET DU DÉVELOPPEMENT RURAL

Albert Diadihou
COCOA TRADE IVOIRE

Assiaty Diakité
ZEF SÉCURITÉ

Cheick Diop
CABINET DU DOCTEUR
CHEICK DIOP AVOCATS

Yolande Doukoure Séhinabou
DSY ARCHITECTE

Dorothee K. Dreesen
ETUDE MAÎTRE DREESEN

Salomon Ekra
NESTLE (COTE D'IVOIRE)

Esmel Emmanuel Essis
GUICHET UNIQUE DE
L'INVESTISSEMENT EN
CÔTE D'IVOIRE—CEPICI

Ramatou Fall
GUICHET UNIQUE DE
L'INVESTISSEMENT EN
CÔTE D'IVOIRE—CEPICI

Claude-Andrée Grogga
CABINET JEAN-FRANÇOIS
CHAUVEAU

Barnabe Kabore

Sylvestre Kipre
CABINET PLURIEX CI

Angaman Koaudio
KSK SOCIÉTÉ D'AVOCATS

Noël Koffi
CABINET NOËL Y. KOFFI

Yocoli Grâce Konan
SCPA DOGUÉ-ABBÉ
YAO & ASSOCIÉS

Adiaratou Kone
CABINET D'AVOCATS
ADIARATOU KONE

Mahoua Kone
ETUDE DE MAÎTRE
KONE MAHOUA

Yousseuf Koné
GROUPEMENT PROFESSIONNEL
DES EXPORTATEURS DE
CAFÉ ET DE CACAO

Antoine Koné Yoha
ORAKYZEMA ARCHITECTOURA

Marc Arthur Kouacou
MAZARS CI

Beni Ngouan Kouame
SITRAV SARL

Gilles Kouamé
PWC CÔTE D'IVOIRE

David Kouassi
KSK SOCIÉTÉ D'AVOCATS

Marylene Kouassi
KSK SOCIÉTÉ D'AVOCATS

Blaise Kouassi Kouadio
SIELD

Micheline Koudou
DELOITTE

Roger Laubhouet
MOUVEMENT DES PETITES
ET MOYENNES ENTREPRISES
DE CÔTE D'IVOIRE

Franck Lokrou
CONDICAF

Desire Racine M'Bengue
ATELIER M-RAUD

Roger M'Bengue
ATELIER M-RAUD

Djimasna N'Doningar
COUR COMMUNE DE
JUSTICE ET D'ARBITRAGE
(CCJA) DE L'OHADA

Georges N'Goan
CABINET N'GOAN,
ASMAN & ASSOCIÉS

Isabelle Niamkey
CLK AVOCATS

Madou Ouattara
TIERI

Deborah Paint
COCOA TRADE IVOIRE

Sandra Andrianina
Rakotomalala
JOHN W. FFOOKS & CO.

Zinda Sawadogo
KSK SOCIÉTÉ D'AVOCATS

Wanvague Sekongo
SNATP GROUP

Isabelle Sokolo-Boni
BILE-AKA, BRIZOUA-BI
& ASSOCIÉS

Mamadou Sylla
LABORATOIRE DU BATIMENT
ET DES TRAVAUX PUBLICS

Gwénaelle Teruin
CABINET JEAN-FRANÇOIS
CHAUVEAU

Koffi Noël Yao
CABINET YZAS BAKER TILLY

Volana Sandra Zakariasy
JOHN W. FFOOKS & CO.

Seydou Zerbo
SCPA DOGUÉ-ABBÉ
YAO & ASSOCIÉS

CROATIA

HEP DISTRIBUTION SYSTEM
OPERATOR LTD.

PWC CROATIA

Ivona Andelovic
ODVJETNIČKO DRUŠTVO
GLINSKA & MIŠKOVIĆ D.O.O.

Škugor Ante
LAW FIRM BOŽIĆ, ILIĆ, ŽAJA
AND PARTNERS LTD.

Luka Antunovic
LAW OFFICE IVAN ŽUPAN
AND MELITA BABIĆ

Andrea August
AGENCY FOR INVESTMENTS
AND COMPETITIVENESS

Zoran Avramović
MINISTRY OF JUSTICE

Petra Balaž
ČAČIĆ & PARTNERS LAW FIRM

Hrvoje Bardek
BARDEK, LISAC, MUŠEC,
SKOKO D.O.O. IN
COOPERATION WITH CMS
REICHROHWIG HAINZ
RECHTSANWÄLTE GMBH

Marija Bartoluci
LAW FIRM LEKO I PARTNERI

Bojan Bizic
FINA

Zoran Bohaček
CROATIAN BANKING
ASSOCIATION

Martina Bosak
LAW FIRM LEKO I PARTNERI

Željka Breguš
COMMERCIAL COURT

Dalibor Briski
GRANT THORNTON

Mijo Brković
HROK D.O.O.

Rajka Bunjevac
CROATIAN CHAMBER
OF ARCHITECTS

Belinda Čačić
ČAČIĆ & PARTNERS LAW FIRM

Danijel Čajkovac
MINISTRY OF FINANCE,
TAX ADMINISTRATION

Biserka Čmrlac-Kišić
CROATIAN NOTARIES CHAMBER

Eva Cotman
LOTUS ARCHITECTI

Iva Crnogorac
DIVJAK, TOPIĆ & BAHTIJAREVIĆ

Ivan Ćuk
VUKMIR & ASSOCIATES

Saša Divjak
DIVJAK, TOPIĆ & BAHTIJAREVIĆ

Luka Dorotic
MADIRAZZA & PARTNERS

Mladen Dragičević
LAW FIRM DRAGIČEVIĆ
& PARTNERS

Mirta Dusparić
CROATIAN BANK FOR
RECONSTRUCTION AND
DEVELOPMENT

Božidar Feldman
MATIĆ, FELDMAN &
HERMAN LAW FIRM

Miroslav Filipovic
ARHITEKTI FILIPOVIC

Ivan Franc
ZAGORJE—TEHNOBETON D.D.

Mirela Fučkar
MINISTRY OF JUSTICE

Tomislava Furčić
LAW OFFICE FURČIĆ

Ivan Gjurgjan
GIJURJAN & ŠRIBAR
RADIĆ LAW FIRM

Marta Glasnovic
EY SAVJETOVANJE D.O.O.

Dino Gliha
ČAČIĆ & PARTNERS LAW FIRM

Krešimir Golubić
GOLMAX D.O.O.

Anja Grbeš
MAČEŠIĆ & PARTNERS LTD.

Iva Grgić
BARDEK, LISAC, MUŠEC,
SKOKO D.O.O. IN
COOPERATION WITH CMS
REICHROHWIG HAINZ
RECHTSANWÄLTE GMBH

Sonja Herceg
CROATIAN BANK FOR
RECONSTRUCTION AND
DEVELOPMENT

Sandra Hutter
CROATIAN ENERGY
REGULATORY AGENCY

Branimir Iveković
IVEKOVIĆ LAW OFFICE

Tina Jakupak
COMMERCIAL COURT

Irina Jelčić
HANŽEKOVIĆ & PARTNERS
LTD., MEMBER OF LEX MUNDI

Tamara Jelić Kazić
ODVJETNIČKO DRUŠTVO
BARDEK, LISAC, MUŠEC,
SKOKO D.O.O. IN
COOPERATION WITH CMS
REICH-ROHWIG HAINZ

Zofi Jerić
AZ PROJEKT

Maja Josipovic
ZAGREB COMMERCIAL COURT

Saša Jovičić
WOLF THEISS

Ana Junaković
LAKTIĆ & PARTNERS
LAW FIRM LTD.

Doroteja Jurcic
LAW FIRM DRAGIČEVIĆ
& PARTNERS

Josipa Jurčić
PRALIJA & SVIČ

Tena Juričić
ODVJETNIČKO DRUŠTVO
GLINSKA & MIŠKOVIĆ D.O.O.

Petra Jurković Mutabžija
CROATIAN BANK FOR
RECONSTRUCTION AND
DEVELOPMENT

Andrijana Kastelan
ŽURIĆ I PARTNERI D.O.O.

Irina Konjic
MINISTRY OF FINANCE,
TAX ADMINISTRATION

Linda Križić
DIVJAK, TOPIĆ & BAHTIJAREVIĆ

Anita Krizmanić
MAČEŠIĆ & PARTNERS LTD.

Ivan Krnic
PRALIJA & SVIČ

Ivan Kusalić
LAW OFFICE IVAN KUSALIĆ

Dubravka Lacković
BARDEK, LISAC, MUŠEC,
SKOKO D.O.O. IN
COOPERATION WITH CMS
REICHROHWIG HAINZ
RECHTSANWÄLTE GMBH

Dinko Lauš
LAURA D.O.O.

Sandra Lauš
LAURA D.O.O.

Ivan Ljubic
CROATIAN CHAMBER
OF ARCHITECTS

Ana Lubura
GARK KONZALTING D.O.O.

Miran Mačesić
MAČEŠIĆ & PARTNERS LTD.

Josip Madirazza
MADIRAZZA & PARTNERS

Mihaela Malenica
VIDAN ATTORNEYS-AT-LAW

Ivan S. Maleš
ODVJETNIČKO DRUŠTVO
GLINSKA & MIŠKOVIĆ D.O.O.

Ivana Manovelo
MAČEŠIĆ & PARTNERS LTD.

Danko Markovinović
STATE GEODETIC
ADMINISTRATION

Ivana Markovinovic Zunko
VEDRIŠ & PARTNERS LAW FIRM

Josip Martinić
WOLF THEISS

Tin Matić
TIN MATIĆ LAW OFFICE

Ema Mendošić Škugor
DIVJAK, TOPIĆ & BAHTIJAREVIĆ

Danijel Meštrić
VARAŽDIN COUNTY

Fran Mihaljević
LAW FIRM BOŽIĆ, ILIĆ, ŽAJA
AND PARTNERS LTD.

Filip Milak
CROATIAN NOTARIES CHAMBER

Andrea Mršić
LAW FIRM BOŽIĆ, ILIĆ, ŽAJA
AND PARTNERS LTD.

Zeljana Muslim
FINANCIAL AGENCY—
HITRO.HR CENTER

Branka Niemann
ECOVIS

Jelena Orlic
WOLF THEISS

Ivan Branimir Pavicic
BDV LEGAL

Andrea Pavlek
GIURGJAN & ŠRIBAR
RADIĆ LAW FIRM

Tomislav Pedišić
VUKMIR & ASSOCIATES

Josip Perić
LAW FIRM BOŽIĆ, ILIĆ, ŽAJA
AND PARTNERS LTD.

Tatjana Pinhak
MINISTRY OF JUSTICE

Ivan Pižeta
ŠAVORIĆ & PARTNERS

Miroslav Plašćar
ŽURIĆ I PARTNERI D.O.O.

Igor Poljanić
ŠAVORIĆ & PARTNERS

Lucija Popov
CROATIAN NOTARIES CHAMBER

Branimir Puskarić
KORPER & PARTNERI LAW FIRM

Hrvoje Radić
GIURGJAN & ŠRIBAR
RADIĆ LAW FIRM

Sanja Rodek
LAW FIRM LEKO I PARTNERI

Luka Salar
ODVIJETNIČKO DRUŠTVO
GLINSKA & MIŠKOVIĆ D.O.O.

Boris Šavorić
ŠAVORIĆ & PARTNERS

Zvonko Sedmak
MINISTRY OF FINANCE,
TAX ADMINISTRATION

Slaven Šego
ŠEGO LAW OFFICE

Zvonimir Sever
CROATIAN CHAMBER
OF CIVIL ENGINEERS

Katarina Simac
ODVIJETNIČKO DRUŠTVO
GLINSKA & MIŠKOVIĆ D.O.O.

Dužanka Šimunović
CROATIAN CHAMBER
OF ARCHITECTS

Ana-Marija Skoko
BARDEK, LISAC, MUŠEC,
SKOKO D.O.O. IN
COOPERATION WITH CMS
REICHHORRWIG HAINZ
RECHTSANWÄLTE GMBH

Valentina Šokec
KORPER & PARTNERI LAW FIRM

Alan Soric
ALAN SORIC & ALEKSANDRA
TOMEKOVIĆ DUNDA
LAW OFFICE

Morena Šoštarić
GIURGJAN & ŠRIBAR
RADIĆ LAW FIRM

Gordana Spehar Hafizovic
MINISTRY OF CONSTRUCTION
AND PHYSICAL PLANNING

Irena Šribar Radić
GIURGJAN & ŠRIBAR
RADIĆ LAW FIRM

Bernardica Stipić
MINISTRY OF FINANCE,
TAX ADMINISTRATION

Jana Štrangarević
ČAČIĆ & PARTNERS LAW FIRM

Vatroslav Subotic
MINISTRY OF LABOUR
AND PENSION SYSTEM

Ivana Sučević-Sorić
MELIN

Goranka Šumonja Laktić
LAKTIC & PARTNERS
LAW FIRM LTD.

Marin Svič
PRALIJK & SVIČ

Tin Težak
MADIRAZZA & PARTNERS

Branko Tončić
CARGO PARTNERS—ABC
EUROPEAN AIR & SEA CARGO

Luka Urbac
ODVIJETNIČKO DRUŠTVO
GLINSKA & MIŠKOVIĆ D.O.O.

Hrvoje Vidan
VIDAN ATTORNEYS-AT-LAW

Matea Vidjak
LAW FIRM LEKO I PARTNERI

Igor Vidra
MINISTRY OF JUSTICE

Mario Vrdoljak
WOLF THEISS

Laurenz Vuchetich
BDV LEGAL

Marin Vuković
DIVJAK, TOPIĆ & BAHTJAREVIĆ

Petar Živković
DIVJAK, TOPIĆ & BAHTJAREVIĆ

Jelena Zjacic
MAČEŠIĆ & PARTNERS LTD.

Bosiljko Zlopaša
CUSTOMS DIRECTORATE
OF CROATIA

Andrej Žmikić
DIVJAK, TOPIĆ &
BAHTJAREVIĆ LAW FIRM

Ivan Zornada
WOLF THEISS

Anamaria Zuvanic
ODVIJETNIČKO DRUŠTVO
GLINSKA & MIŠKOVIĆ D.O.O.

CYPRUS

P.G. ECONOMIDES
& CO. LIMITED

PAPAPHILIPPOU & CO.
ADVOCATES AND LEGAL
CONSULTANTS

Achilleas Amvrosiou
ARTEMIS BANK INFORMATION
SYSTEMS LTD.

Andreas Andreou
CYPRUS GLOBAL LOGISTICS

Marios Andreou
PWC CYPRUS

Chryso Antoniou
ALEXANDROS ECONOMOU LLC

Ioannis Antoniou

Ioanna Apostolidou
MINISTRY OF FINANCE,
TAX DEPARTMENT

Katia Argyridou
PWC CYPRUS

Anita Boyadjian
INFOCREDIT GROUP LTD.

Georgia P. Charalambous
DELOITTE

Harry S. Charalambous
KPMG

Hadjinicolaou Christina
MINISTRY OF FINANCE,
TAX DEPARTMENT

Antonios Christodoulides
PWC CYPRUS

Constantinos Christofides
Christiana Christou
SOCIAL INSURANCE
SERVICES, MINISTRY OF
LABOUR, WELFARE AND
SOCIAL INSURANCE

Kypros Chrysostomides
DR. K. CHRYSOSTOMIDES
& CO. LLC

Chryso Dekatris
DR. K. CHRYSOSTOMIDES
& CO. LLC

Achilleas Demetriades
LELLOS P. DEMETRIADES
LAW OFFICE LLC

Chrysses Demetriades
CHRYSSES DEMETRIADES
& CO. LLC

Eleni Drousioti
DR. K. CHRYSOSTOMIDES
& CO. LLC

Alexandros Economou
ALEXANDROS ECONOMOU LLC

Lefteris S. Eleftheriou
CYPRUS INVESTMENT
PROMOTION AGENCY

Anna Fantarou
MINISTRY OF FINANCE,
TAX DEPARTMENT

Elena Frixou
ARTEMIS BANK INFORMATION
SYSTEMS LTD.

Phedra Gregoriou
MINISTRY OF JUSTICE
AND PUBLIC ORDER

Michael Grekas
KPMG

Marios Hadjigavriel
ANTIS TRIANTAFYLIDES
& SONS LLC

Costas Hadjimarcou
LEPTOS ESTATES

Andreas Ioannides
ELECTRICITY AUTHORITY
OF CYPRUS

Elena Ioannides
DR. K. CHRYSOSTOMIDES
& CO. LLC

Eleftheria Ioannou
MINISTRY OF ENERGY,
COMMERCE, INDUSTRY
AND TOURISM

Georgios Karrotsakis
INSOLVENCY SERVICE,
DEPARTMENT OF REGISTRAR
OF COMPANIES AND
OFFICIAL RECEIVER

Christia-Lydia Kastellani
DR. K. CHRYSOSTOMIDES
& CO. LLC

Maria Katsikidou
ALEXANDROS ECONOMOU LLC

Harris Kleanthous
DELOITTE

Spyros G. Kokkinos
DEPARTMENT OF REGISTRAR
OF COMPANIES AND
OFFICIAL RECEIVER

Christina Kotsapa
ANTIS TRIANTAFYLIDES
& SONS LLC

Kyriacos Kourous
MINISTRY OF INTERIOR—
TECHNICAL SERVICES

Theodoros Kringou
FIRST CYPRUS CREDIT BUREAU

Nicholas Ktenas
ELIAS NEOCLEOUS & CO. LLC

Andrie Kypridemou
INSOLVENCY SERVICE,
DEPARTMENT OF REGISTRAR
OF COMPANIES AND
OFFICIAL RECEIVER

Maria Kyriacou
ELIAS NEOCLEOUS & CO. LLC

Olga Lambrou
MOUAIMIS & MOUAIMIS LLC

Andreas Lelekis
CHRYSSES DEMETRIADES
& CO. LLC

Margarita Liasi
KPMG

Antonios Loizou
ANTONIS LOIZOU &
ASSOCIATES

Achilleas Malliotis
ELIAS NEOCLEOUS & CO. LLC

Michalis Marcou
ELECTRICITY AUTHORITY
OF CYPRUS

George V. Markides
KPMG

Pieris M. Markou
DELOITTE

Zoe Mina
DELOITTE

Efrosini Monou
ELIAS NEOCLEOUS & CO. LLC

Michalis Mouaimis
MOUAIMIS & MOUAIMIS LLC

Panayotis Mouaimis
MOUAIMIS & MOUAIMIS LLC

Varnavas Nicolaou
PWC CYPRUS

Georgios Papadopoulos
M. ELIADES & PARTNERS LLC

Christos Papamarkides
DELOITTE

Andriana Patsalosavi
MINISTRY OF INTERIOR—
TECHNICAL SERVICES

Chrysillos Pelekanos
PWC CYPRUS

Ioanna Petrou
PWC CYPRUS

Maria Petsa
CYPRUS STOCK EXCHANGE

Haris Satsias
LELLOS P. DEMETRIADES
LAW OFFICE LLC

Louiza Shiali
PWC CYPRUS

Ioanna Siammouti
ANTIS TRIANTAFYLIDES
& SONS LLC

Eliza Stasopoulou
CYPRUS STOCK EXCHANGE

Stefanos Stefani
GENESIS LOGISTICS LTD.

Athina Stephanou
MINISTRY OF FINANCE,
TAX DEPARTMENT

Anna Stylianou
ARTEMIS BANK INFORMATION
SYSTEMS LTD.

Electra Theodorou
ALEXANDROS ECONOMOU LLC

Georgia Theodorou
PWC CYPRUS

Stelios Triantafyllides
ANTIS TRIANTAFYLIDES
& SONS LLC

Vasiliki Triantafyllides
ANTIS TRIANTAFYLIDES
& SONS LLC

Tryfonas Tryfonos
DEPARTMENT OF REGISTRAR
OF COMPANIES AND
OFFICIAL RECEIVER

Andrie Tsima
MINISTRY OF FINANCE,
TAX DEPARTMENT

Chrysillos Vassiliou
DELOITTE

Christiana Vassiliou Miliou
ANTIS TRIANTAFYLIDES
& SONS LLC

Vasos Yiazos
MINISTRY OF INTERIOR—
TECHNICAL SERVICES

Olga-Maria Zenon
ANTIS TRIANTAFYLIDES
& SONS LLC

CZECH REPUBLIC

KPMG ČESKÁ
REPUBLIKA, S.R.O.

Jan Andruško
WHITE & CASE

Denisa Assefová
SCHOENHERR

Lukáš Balada
MUNICIPALITY OF PRAGUE 1,
TRADE LICENSING DEPARTMENT

Libor Bašl
BAKER MCKENZIE

Tomáš Běhounek
BNT ATTORNEYS-AT-LAW

Jan Beres
KOCIÁN ŠOLC BALAŠTIK,
ADVOKÁTNÍ KANCELÁŘ, S.R.O.

Rudolf Bíček
SCHOENHERR

Matyas Bokuvka
WHITE & CASE

David Borkovec
PWC CZECH REPUBLIC

David Buijl
SQUIRE PATTON BOGGS V.O.S.
ADVOKÁTNÍ KANCELÁŘ

Jan Capek
EY

Ivan Chalupa
SQUIRE PATTON BOGGS V.O.S.
ADVOKÁTNÍ KANCELÁŘ

Jiří Chejn
SQUIRE PATTON BOGGS V.O.S.
ADVOKÁTNÍ KANCELÁŘ

Pavel Cirek
ENERGY REGULATOR OFFICE

Vladimír Čížek
SCHOENHERR

Jiří Culka
GLATZOVÁ & CO.

Martin Dančišin
GLATZOVÁ & CO.

Kamila Daňková
WHITE & CASE

Pavel Dejl
KOCIÁN ŠOLC BALAŠTIK,
ADVOKÁTNÍ KANCELÁŘ, S.R.O.

Svatava Dokoupilova
CZECH OFFICE FOR SURVEYING,
MAPPING AND CADASTRE

Kristýna Domokošová
WHITE & CASE

Tereza Dosedělová
DVOŘÁK HAGER & PARTNERS

Dagmar Dubecka
KOCIÁN ŠOLC BALAŠTIK,
ADVOKÁTNÍ KANCELÁŘ, S.R.O.

Jiří Dvořák
GRANT THORNTON ADVISORY

Tereza Erényi
PRK PARTNERS S.R.O.
ADVOKÁTNÍ KANCELÁŘ,
MEMBER OF LEX MUNDI

Vojtěch Faltus
DVOŘÁK HAGER & PARTNERS

Eva Gebhartová
WHITE & CASE

Mirjana Gray
WHITE & CASE

Michal Hanko
BUBNIK, MYSLIL & PARTNERS

Marie Hasíková
SCHOENHERR

Martin Hofman
CRIF—CZECH CREDIT
BUREAU AS

Vít Horáček
LEGALITÉ ADVOKÁTNÍ
KANCELÁŘ S.R.O.

Ondřej Hromádko
MUNICIPALITY OF PRAGUE 1,
TRADE LICENSING DEPARTMENT

David Ilczyszyn
WHITE & CASE

Ivo Janda
WHITE & CASE

Juraj Juhás
GLATZOVÁ & CO.

Ludvík Juříčka
HAVEL & PARTNERS S.R.O.,
ADVOKÁTNÍ KANCELÁŘ

Lucie Kačerová
KOCIÁN ŠOLC BALAŠTIK,
ADVOKÁTNÍ KANCELÁŘ, S.R.O.

Petr Kalensky
WHITE & CASE

Jan Klas
CZECH ASSOCIATION OF
ENERGY SECTOR EMPLOYERS

Martina Kneiflová
EY

Jan Kovar
CRIF—CZECH CREDIT
BUREAU AS

Jan Krampera
DVOŘÁK HAGER & PARTNERS

Petr Kucera
CRIF—CZECH CREDIT
BUREAU AS

Bohumil Kunc
NOTARIAL CHAMBER OF THE
CZECH REPUBLIC—NOTÁŘSKÁ
KOMORA ČESKÉ REPUBLIKY

Petr Kusy
MINISTRY OF FINANCE

Petr Kvapil
KVAPIL & ŠULC

Lukas Lejcek
BDP-WAKESTONE S.R.O.

Jakub Lichnovský
PRK PARTNERS S.R.O.
ADVOKÁTNÍ KANCELÁŘ,
MEMBER OF LEX MUNDI

David Linek
KOCIÁN ŠOLC BALAŠTIK,
ADVOKÁTNÍ KANCELÁŘ, S.R.O.

Adela Iklenrova
MINISTRY OF FINANCE

Tomáš Mach
WHITE & CASE

Daniela Machova
NOTARIAL CHAMBER OF THE
CZECH REPUBLIC—NOTÁŘSKÁ
KOMORA ČESKÉ REPUBLIKY

Peter Maysenhölder
BNT ATTORNEYS-AT-LAW

Veronika Merjavá
WHITE & CASE

David Musil
PWC CZECH REPUBLIC

Barbora Nedvědová
WHITE & CASE

Radim Neubauer
NOTARIAL CHAMBER OF THE
CZECH REPUBLIC—NOTÁŘSKÁ
KOMORA ČESKÉ REPUBLIKY

Veronika Odobinova
DVOŘÁK HAGER & PARTNERS

Athanassios Pantazopoulos
IKRP ROKAS & PARTNERS AND
DR. A. PANTAZOPOULOS

David Plch
WHITE & CASE

Štěpán Radkovský
CZECH NATIONAL BANK

Tomáš Richter
CLIFFORD CHANCE

Michal Rohacek
FINANČNÍ SPRÁVA—GENERAL
FINANCIAL DIRECTORATE

Jaroslav Schulz
INCZ CZ, S.R.O.

Mike Silin
DHL CZECH REPUBLIC

Tomáš Škrha

Dana Sládečková
CZECH NATIONAL BANK

Petr Smerkl
WHITE & CASE

Aleš Smetanka
KOCIÁN ŠOLC BALAŠTIK,
ADVOKÁTNÍ KANCELÁŘ, S.R.O.

Kristýna Solomonová
MUNICIPALITY OF PRAGUE 1,
TRADE LICENSING DEPARTMENT

Petra Stupkova
PRK PARTNERS S.R.O.
ADVOKÁTNÍ KANCELÁŘ,
MEMBER OF LEX MUNDI

Marek Švehlík
ŠVEHLÍ & MIKULÁŠ
ADVOKÁTI, S.R.O.

Sarka Tlaskova
NOTARIAL CHAMBER OF THE
CZECH REPUBLIC—NOTÁŘSKÁ
KOMORA ČESKÉ REPUBLIKY

Teresa Vaculikova
WHITE & CASE

Daniel Vejsada
PRK PARTNERS S.R.O.
ADVOKÁTNÍ KANCELÁŘ,
MEMBER OF LEX MUNDI

Aneta Vermachová
MINISTRY OF JUSTICE

Jiri Vlastnik
VEJMEKLA & WÜNSCH, S.R.O.

Stanislav Votruba
PREDISTRIBUCE

Luděk Vrána
VRÁNA & PARTNERS

Andrea Vrbkova
VEJMEKLA & WÜNSCH, S.R.O.

Jonathan Weinberg
WHITE & CASE

Tomas Zach
KOCIÁN ŠOLC BALAŠTIK,
ADVOKÁTNÍ KANCELÁŘ, S.R.O.

DENMARK

JUMBO TRANSPORT A/S

Elsebeth Aaes-Jørgensen
NORRBOM VINDING,
MEMBER OF IUS LABORIS

Bo Andersen
REVISION KØBENHAVN I/S

Peter Bang
PLESNER

Thomas Bang
DLA PIPER DENMARK
LAW FIRM P/S

Amanda Bruyart-Langer
BECH-BRUUN LAW FIRM

Jacob Christensen
PLESNER

Joan Cordtz
PWC DENMARK

Frants Dalgaard-Knudsen
PLESNER

Pia Dalziel
MILLER ROSENFALCK LLP

Helle Feldborg
ROVSING & GAMMELJORD

Magnus Gorridsen Fischer
DLA PIPER DENMARK
LAW FIRM P/S

Martin Fjeldhøj
KROMANN REUMERT,
MEMBER OF LEX MUNDI

Anne Birgitte Gammeljord
ROVSING & GAMMELJORD

Henrik Groos
ACCURA
ADVOKATPARTNERSELSKAB

Louise Ingholt Gaarn Svendsen
PLESNER

Jens Steen Jensen
KROMANN REUMERT,
MEMBER OF LEX MUNDI

Hans-Peter Jørgensen
GORRISSSEN FEDERSPIEL

Trine Kahr
BRUUN & HJEILE

Christian Kjølbye
PLESNER

Kamilla Krebs
KROMANN REUMERT,
MEMBER OF LEX MUNDI

Mikkel Stig Larsen
KROMANN REUMERT,
MEMBER OF LEX MUNDI

Susanne Schjølin Larsen
KROMANN REUMERT,
MEMBER OF LEX MUNDI

Lise Lauridsen
BECH-BRUUN LAW FIRM

Jesper Avnborg Lentz
GORRISSSEN FEDERSPIEL

Josephine Lorentsen
BECH-BRUUN LAW FIRM

Pelle Lykke Rørbaek
ROVSING & GAMMELJORD

Kasper Lykkegaard Sorensen
SPEDMAN GLOBAL
LOGISTICS AB

Thomas Maaberg Hansen
PLESNER

Robert Mikelsons
NJORD LAW FIRM

Anne Møller
PWC DENMARK

Jesper Mortensen
PLESNER

Andreas Nielsen
BRUUN & HJEILE

Klaus Okholm
PWC DENMARK

Jim Øksnebjerg
ADVOKATPARTNERSELSKABET
HORTEN

Carsten Pedersen
BECH-BRUUN LAW FIRM

Simone Faerge Pedersen
KROMANN REUMERT,
MEMBER OF LEX MUNDI

Steen Rosenfalck
MILLER ROSENFALCK LLP

Kim Sejberg

Kenneth Skouv Dvinge
KROMANN REUMERT,
MEMBER OF LEX MUNDI

Jens Sørensen
PWC DENMARK

Jane Stampe
PWC DENMARK

Søren Toft Bjerreskov
PLESNER

Kim Trensrow
KROMANN REUMERT,
MEMBER OF LEX MUNDI

Anders Worsøe
MAGNUSSON

DJIBOUTI

BANK OF AFRICA MER ROUGE

Mohamed Abayazid Houmed

Mohamed Abdi Hassan
CABINET ARKIMED

Khaire Abdillahi Daher
MINISTÈRE DU BUDGET

Ouloufa Ismail Abdo
OFFICE DJIBOUTIEN DE LA
PROPRIÉTÉ INDUSTRIELLE ET
COMMERCIALE (ODPIC)

Mohamed-Kadar Abdoukader
Guedi
MINISTÈRE DU BUDGET

Ahmed Abdourahman Cheik

Habon Abdourahman Cher
PORT AUTHORITY (DORALEH
MULTI-PURPOSE PORT)

Wahid Daher Aden
PORT AUTHORITY (DORALEH
MULTI-PURPOSE PORT)

Anissa Ali
PORT AUTHORITY (DORALEH
MULTI-PURPOSE PORT)

Sadik Ali Ismael
CABINET ZK

Abdourahman Aouad Izzi
MINISTÈRE DU BUDGET

Habib Barkat Daoud
BANQUE CENTRALE
DE DJIBOUTI

Houssein Mahamoud Barreh
SERVICE DES DOMAINES ET DE
LA CONSERVATION FONCIÈRE

Ali Omar Chirwa
DIRECTION DE L'HABITAT
ET DE L'URBANISME

Sofia Curradi

Nagat Wadie Daoud
GROUPE MARILL

Deka Moussa Dawaleh
GUICHET UNIQUE

Jean Philippe Delarue
SOCIÉTÉ MARITIME
L. SAVON & RIES

Bruno Detroyat
SOCIÉTÉ MARITIME
L. SAVON & RIES

Ali Dini
AVOCAT À LA COUR

Hassan Mohamed Egue
DIRECTION LEGISLATION
& CONTENTIEUX DE LA
DIRECTIONS DES IMPÔTS

Félix Emok N'Dolo
GROUPE CHD

Guillaume Fines
BANQUE POUR LE COMMERCE
ET L'INDUSTRIE—MER
ROUGE (BCI MR)

Fahmi Fouad
SELECT

Djama Guelleh
ELECTRICITÉ DE DJIBOUTI

Said Guelleh Darar
MINISTÈRE DU BUDGET

Amina Houssein Guirreh
GUICHET UNIQUE

Bahar Mahamoud Hassan
PORT AUTHORITY (DORALEH
MULTI-PURPOSE PORT)

Abdoulkader Hassan
Mouhoumed
CABINET D'AVOCAT
MAITRE ABDOULKADER
HASSAN MOUHOUMED

Ramiss Houmed
HLB DJIBOUTI

Moustafa Houssein Ali
ELECTRICITÉ DE DJIBOUTI

Zeinab Kamil Ali
CABINET ZK

Sabrina Kassim Ali
CAC INTERNATIONAL BANK

Francoise Larisse
SOFRACOR SARL

Madina M. Bourhan
GUICHET UNIQUE

Ismael Mahamoud
UNIVERSITÉ DE DJIBOUTI

Nima Mahamoud
TRIBUNAL DE PREMIÈRE
INSTANCE

Fatouma Mahamoud Hassan
CABINET MAHAMOUD

Alain Martinet
CABINET D'AVOCATS
MARTINET & MARTINET

Marie-Paule Martinet
CABINET D'AVOCATS
MARTINET & MARTINET

Gouled Mohamed
MINISTÈRE DE L'ÉNERGIE,
CHARGE DES RESSOURCES
NATURELLES

Habib Ibrahim Mohamed
DIRECTION DE L'HABITAT
ET DE L'URBANISME

Abdoulrazak Mohamed Ali
ETUDE NOTARIALE GADILEH

Ibrahim Mohamed Omar
CABINET CECA

Jean Montagne
CABINET D'AVOCATS
MONTAGNE

Rahma Omar Kamil
GUICHET UNIQUE

Mahdi Osman
DIRECTION DES DOMAINES
ET DE LA CONSERVATION
FONCIÈRE

Hisam Abas Rabache
DIRECTION DES DOMAINES
ET DE LA CONSERVATION
FONCIÈRE

Abdallah Ali Rirache
RIRACHE GROUP

Mohamed Robleh Djama
CABINET D'AVOCAT ROBLEH

Ayman Said
AVOCAT

Djihad Said Ali
NOTARY

Aicha Youssef Abdi
CABINET CECA

DOMINICA

Kertist Augustus
WATERFRONT AND ALLIED
WORKERS UNION

David Bruney

Yakima Cuffy
DE FREITAS & DE FREITAS
AND JOHNSON

Lisa de Freitas
DE FREITAS & DE FREITAS
AND JOHNSON

Casey Destang
GRANT THORNTON

Gina Dyer
DYER & DYER

Henry Dyer
DYER & DYER

Evelina E-M. Baptiste
MAGISTRATE COURT

Marvlyn Estrado
KPB CHARTERED
ACCOUNTANTS

Nathaniel George
DOMLEC

Rhoda Joseph
INVEST DOMINICA AUTHORITY

Justin Kase
INDEPENDENT REGULATORY
COMMISSION

Glen Khan
INDEPENDENT REGULATORY
COMMISSION

Shaarme Laville
MILLENNIUM FREIGHT SERVICES

Frankie Lowe
DOMLEC

Michelle Matthew
NATIONAL CO-OPERATIVE
CREDIT UNION LIMITED

Severin McKenzie
MCKENZIE ARCHITECTURAL &
CONSTRUCTION SERVICES INC.

Erick Mendes
MINISTRY OF NATIONAL
SECURITY, LABOUR
AND IMMIGRATION

Richard Peterkin
GRANT THORNTON

Eugene G. Royer
EUGENE G. ROYER
CHARTERED ARCHITECT

Kondwani Williams
WILLIAMS & HORSFORD

Pearl Williams
SUPREME COURT REGISTRY

Dawn Yearwood
YEARWOOD CHAMBERS

DOMINICAN REPUBLIC

DIAZ REUS & TARG LLP

Juan Alcalde
OMG

Melba Alcántara
HEADRICK RIZIK ALVAREZ
& FERNÁNDEZ

Merielin Almonte
MERIELIN ALMONTE
ESTUDIO LEGAL

Patricia Álvarez
MEDINA GARRIGÓ ABOGADOS

Eduardo Rodríguez Apolinario
DIRECCIÓN GENERAL
DE ADUANAS

Tamara Aquino
JJ ROCA & ASOCIADOS

Lisette Balbuena
STEWART TITLE
DOMINICANA SA

Jennifer Beauchamps
JIMÉNEZ CRUZ PEÑA

Luis Eduardo Bernard
Medrano
GONZÁLEZ TAPIA ABOGADOS

Laura Bobea
MEDINA GARRIGÓ ABOGADOS

Felipe Branagan
ARCOPLAN SRL ARQUITECTURA
Y URBANISMO

Ana Isabel Cáceres
TRONCOSO Y CACERES

Eileen Jiménez Cantisano
HEADRICK RIZIK ALVAREZ
& FERNÁNDEZ

Marvin Cardoza
DIRECCIÓN GENERAL DE
IMPUESTOS INTERNOS

Roberto Carvajal Polanco
CARVAJAL POLANCO
& ASOCIADOS SRL

Milvio Coiscou Castro
COISCOU & ASOCIADOS

José Colón
EDESUR

Maribel Concepción Hidalgo
SUPERINTENDENCIA DE BANCOS

Pamela Contreras
JJ ROCA & ASOCIADOS

Leandro Corral
GUZMÁN-ARIZA

Rachel Cortes
HEADRICK RIZIK ALVAREZ
& FERNÁNDEZ

Esther Cruz
JJ ROCA & ASOCIADOS

José Cruz Campillo
JIMÉNEZ CRUZ PEÑA

Sarah de León Perelló
HEADRICK RIZIK ALVAREZ
& FERNÁNDEZ

Raúl De Moya
ARQUITECTURA &
PLANIFICACIÓN

Alessandra Di Carlo
PELLERANO & HERRERA,
MEMBER OF LEX MUNDI

Rosa Díaz
JIMÉNEZ CRUZ PEÑA

Maria Soledad Diaz Perez
RAMIREZ SUZANA
& ASOCIADOS

Rafael Dickson Morales
DMAC | DESPACHO JURIDICO

Ruben Edmead
MARÍTIMA DOMINICANA

Michel El-Hage

Christian Esquea Mota
ESQUEA & VALENZUELA
ABOGADOS

Zenon Felipe
MARÍTIMA DOMINICANA

Fernando Fernandez
TOTAL LOGISTICS FREIGHT

Alejandro Fernández de Castro
PWC DOMINICAN REPUBLIC

Mary Fernández Rodríguez
HEADRICK RIZIK ALVAREZ
& FERNÁNDEZ

Leoncio García
ELECTROMECÁNICA
GARCIA SRL

Alvaro García Taveras
ESQUEA & VALENZUELA
ABOGADOS

Sandra Priscila Goico Berroa
SEIBEL, DARGAM
HENRIQUEZ & HERRERA

Victor Gómez
HEADRICK RIZIK ALVAREZ
& FERNÁNDEZ

Pablo González Tapia
GONZÁLEZ TAPIA ABOGADOS

Paloma Grullón
PELLERANO & HERRERA,
MEMBER OF LEX MUNDI

Nicauris Gutiérrez
TRANSUNION DOMINICAN
REPUBLIC

Vicmary Guzmán
TRANSUNION DOMINICAN
REPUBLIC

Fabio Guzmán-Ariza
GUZMÁN-ARIZA

José A. Hernández
Paula Hernández Mera
GONZÁLEZ TAPIA ABOGADOS

Marlene Herrera
COISCOU & ASOCIADOS

Luis Eduardo Jimenez
JIMÉNEZ CRUZ PEÑA

Luis J. Jiménez
JIMÉNEZ CRUZ PEÑA

Carlos Jorge
ARCOPLAN SRL ARQUITECTURA
Y URBANISMO

José M. López
LOPESA

Paola Mañón Taveras
SEIBEL, DARGAM
HENRIQUEZ & HERRERA

Fernando Marranzini
HEADRICK RIZIK ALVAREZ
& FERNÁNDEZ

Jesús Geraldo Martínez
Alcántara
SUPERINTENDENCIA DE BANCOS

Vanessa Mateo
JJ ROCA & ASOCIADOS

Fabiola Medina
MEDINA GARRIGÓ ABOGADOS

Laura Medina
JIMÉNEZ CRUZ PEÑA

Ligia Melo
MEDINA GARRIGÓ ABOGADOS

Rodolfo Mesa Chávez
MESA & MESA ABOGADOS

Rafael Morel
TOTAL LOGISTICS FREIGHT

Rita Mota
HEADRICK RIZIK ALVAREZ
& FERNÁNDEZ

Apolinar Muñoz
SCHAD CONSULTING

Natia Núñez
HEADRICK RIZIK ALVAREZ
& FERNÁNDEZ

Pamela Ogando
DIRECCIÓN GENERAL DE
IMPUESTOS INTERNOS

Ramón Ortega
PWC

Ana Patricia Ossers
JIMÉNEZ CRUZ PEÑA

Henry Pastrano Lluberes
JIMÉNEZ CRUZ PEÑA

Misdania Paulino
FENWAL INTERNATIONAL, INC.

Kaulynam Peralta
EDESUR

Luisa Ericka Pérez Hernández
SUPERINTENDENCIA DE BANCOS

Angel Emmanuel Perez
Souffront
DIRECCIÓN GENERAL
DE ADUANAS

Julio Pinedo
PWC DOMINICAN REPUBLIC

Aimée Prieto
PRIETO CABRERA &
ASOCIADOS

Sayra J. Ramirez
PRIETO CABRERA &
ASOCIADOS

Alejandro Miguel Ramírez
Suzaña
RAMIREZ SUZANA
& ASOCIADOS

Jose Antonio Reyes
AGEPORT, AGENTES Y
ESTIBADORES PORTUARIOS

Aida Ripoll
GUZMÁN-ARIZA

Jaime Roca
JJ ROCA & ASOCIADOS

Naomi Rodríguez
HEADRICK RIZIK ALVAREZ
& FERNÁNDEZ

Mariel Romero
EDESUR

Katherine Rosa
JIMÉNEZ CRUZ PEÑA

Juan Rosario
EDESUR

Felicia Santana
JJ ROCA & ASOCIADOS

Wilfredo Senior
LEXCO, ENGINEERING,
MANAGEMENT &
CONSTRUCTION

Elizabeth Silfa
HEADRICK RIZIK ALVAREZ
& FERNÁNDEZ

Melissa Silie
MEDINA GARRIGÓ ABOGADOS

Manuel Silverio
JIMÉNEZ CRUZ PEÑA

Manuel Tapia
DR. RAMON TAPIA
ESPINAL & ASSOCIATES

Ramon Tapia
DR. RAMON TAPIA
ESPINAL & ASSOCIATES

Juan Tejeda
PWC DOMINICAN REPUBLIC

Laura Troncoso
OMG

Robert Valdez
SCHAD CONSULTING

Gisselle Valera Florencio
JIMÉNEZ CRUZ PEÑA

Vilma Veras Terrero
JIMÉNEZ CRUZ PEÑA

Dilcia Villanueva Villanueva
EDESUR

Tammy Villar
MINISTERIO DE
OBRAS PUBLICAS Y
COMUNICACIONES, MOPC

Chery Zacarías
MEDINA GARRIGÓ ABOGADOS

ECUADOR

Claudio Mesias Agama
Chiluisa
EMPRESA ELECTRICA DE QUITO

Pablo Aguirre
PWC ECUADOR

María Isabel Aillón
PÉREZ, BUSTAMANTE Y PONCE,
MEMBER OF LEX MUNDI

Mariella Baquerizo
EQUIFAX ECUADOR BURÓ DE
INFORMACIÓN CREDITICIA C.A.

Esteban Baquero
FERRERE ABOGADOS

Diego Cabezas-Klaere
CABEZAS & CABEZAS-KLAERE

Luis Cabezas-Klaere
CABEZAS & CABEZAS-KLAERE

Juan José Campaña del
Castillo
P&P ABOGADOS

María Gabriela Cando
FERRERE ABOGADOS

Antonella Cordero-Porras
FERRERE ABOGADOS

Lucía Cordero Ledergerber
FALCONI PUIG ABOGADOS

David Cornejo
PWC ECUADOR

Augusto Curillo
EMPRESA ELECTRICA DE QUITO

Juan Carlos Darquea
FERRERE ABOGADOS

Fernando Del Pozo Contreras
GALLEGOS, VALAREZO & NEIRA

Andrea Fernández de Córdova
FERRERE ABOGADOS

Paola Gachet
FERRERE ABOGADOS

Martín Galarza Lanas
PUENTE SÁENZ & GALARZA
ATTORNEYS-AT-LAW, CIA LTDA

Arturo Griffin Valdivieso
PÉREZ, BUSTAMANTE Y PONCE,
MEMBER OF LEX MUNDI

Pedro José Hajj Ferri
FERRERE ABOGADOS

Rubby Lucero
CABEZAS & CABEZAS-KLAERE

María Isabel Machado
FALCONI PUIG ABOGADOS

Zulay Munoz Zurita
P&P ABOGADOS

Francisco Javier Naranjo
Grijalva
NARANJO & ASOCIADOS
FEDLEX

Wendy Noboa
FERRERE ABOGADOS

Wolfgang Oberer
SCHRIVER

Letty Ordoñez
EMPRESA PÚBLICA DE
MOVILIDAD Y OBRAS PÚBLICAS

Jose Parrales
CAMICON CÁMARA
DE LA INDUSTRIA DE
LA CONSTRUCCIÓN

Ciro Pazmiño Yáñez
P&P ABOGADOS

Ciro Pazmiño Zurita
P&P ABOGADOS

Rodrigo Martín Pesantes Sáenz
PÉREZ, BUSTAMANTE Y PONCE,
MEMBER OF LEX MUNDI

Bruno Pineda-Cordero
PÉREZ, BUSTAMANTE Y PONCE,
MEMBER OF LEX MUNDI

Patricia Ponce Arteta
BUSTAMANTE & BUSTAMANTE

Sandra Reed-Serrano
PÉREZ, BUSTAMANTE Y PONCE,
MEMBER OF LEX MUNDI

Santiago Reyes Mena
SANTIAGO REYES
MENA—ABOGADO

Daniel Robalino-Orellana
FERRERE ABOGADOS

Montserrat Sanchez
FERRERE ABOGADOS

Leonardo Sempértégui
SEMPÉRTÉGUI ONTANEDA
ABOGADOS

Juan Carlos Villao
MARGLOBAL

Manuel Zurita
MZ SISTEMAS ELECTRICOS
Y ELECTRONICOS

EGYPT, ARAB REP.

ISLAND AGENCIES
AND SERVICES

READYMADE GARMENTS
EXPORT COUNCIL

Naguib Abadir
NACITA CORPORATION

Mohamed Abd El Hamid
AM LAW FIRM

Omar Abd el Salam
AL KAMEL LAW OFFICE

Mohamed Abd ElMalek
KARIM ADEL LAW OFFICE

Mohamed Abd El-Sadek
INTERNATIONAL CENTER FOR
LAW, INTELLECTUAL PROPERTY
AND ARBITRATION (ICLIPIA)

Ayman Abdallah
AM LAW FIRM

Hoda Abdel Saleh
KARIM ADEL LAW OFFICE

Mohamed Abdel-Aziz Azab
SOUTH CAIRO ELECTRICITY
DISTRIBUTION COMPANY

Mohamed Abdelgawad
SHARKAWY & SARHAN
LAW FIRM

Hanan Abdelgawad Aly
ECG ENGINEERING
CONSULTANTS GROUP SA

Ahmed Abdelhamid
ARAB AGRICULTURAL
PRODUCTION CO.

Mohamed Abdellatif
ABDELLATIF LAW OFFICE

Ramy Mohamed Abdelrahman
SCHNEIDER ELECTRIC

Sherine Abdullah
EGYPTIAN ELECTRICITY UTILITY
AND CONSUMER PROTECTION

Nermine Abo El Atta
MINISTRY OF INDUSTRY
AND FOREIGN TRADE

Ahmed Abou Ali
HASSOUNA & ABOU ALI

Gamal A. Abou Ali
HASSOUNA & ABOU ALI

Omneya Abouhabaga
SHALAKANY LAW OFFICE,
MEMBER OF LEX MUNDI

Sherif Abusnea
MINISTRY OF HOUSING AND
URBAN COMMUNITIES

Mohamed Adel
MY IP GLOBAL

Mona Adel
MY IP GLOBAL

Ahmed Adib
KHODEIR, NOUR, & TAHA LAW
FIRM, IN ASSOCIATION WITH
AL TAMIMI & COMPANY

Sara Afify
GENERAL AUTHORITY
FOR INVESTMENT GAFI

Mohamed Aggag
MINISTRY OF JUSTICE

Haidy Ahmed
SHALAKANY LAW OFFICE,
MEMBER OF LEX MUNDI

Vivian Ahmed Hassan
MINISTRY OF HOUSING AND
URBAN COMMUNITIES

Ashraf Al Wakeel
CENTRAL BANK OF EGYPT

Mahmoud Alfeki

Ashraf Alkafrawy
CAIRO ECONOMIC COURT

Abd El Wahab Aly Ibrahim
ABD EL WAHAB SONS

Mahmoud Alzayat
ALZAYAT LAW FIRM

Ahmed Amin
SCOPE

Sayed Ammar
AL KAMEL LAW OFFICE

Amr Ibrahim As Sarwy
SARWY & SARWY LAW FIRM

Hoda Attia
MINISTRY OF TRANSPORT

Mohamed Azzam
FEDERATION OF EGYPTIAN
CHAMBERS OF COMMERCE

Tarek Badawy
SARWAT A. SHAHID LAW FIRM

Mohamed Salah Badour
MINISTRY OF JUSTICE

Shaban Baker
CENTRAL BANK OF EGYPT

Wagih Barakat
AAW CONSULTING ENGINEERS

Hagir Beshir
AL KAMEL LAW OFFICE

Joseph Sami Boutros
AL ALAMEYA COMPANY

Helena Constantine
ANDERSEN TAX &
LEGAL IN EGYPT

Mohamed Darwish
EL SAID DARWISH & PARTNERS

Adel Ebraheim
KARIM ADEL LAW OFFICE

Menna El Abdeen
MINISTRY OF INDUSTRY
AND FOREIGN TRADE

Abdallah El Adly
PWC EGYPT

Mariam El Alaily
KHODEIR, NOUR, & TAHA LAW
FIRM, IN ASSOCIATION WITH
AL TAMIMI & COMPANY

Younma El Fouly
TALAL ABU-GHAZALEH
LEGAL (TAG-LEGAL)

Mohamed Refaat El Houshi
THE EGYPTIAN CREDIT
BUREAU I-SCORE

Medhat El Kady
KADMAR

Hassan El Maraashly
AAW CONSULTING ENGINEERS

Mohamed El Rafie
ALLIANCE LAW FIRM

Sarah El Saghir
TALAL ABU-GHAZALEH
LEGAL (TAG-LEGAL)

Mohamed El Sayed
CAIRO ECONOMIC COURT

Ramy El Sayed Fawzy
GENERAL AUTHORITY
FOR INVESTMENT GAFI

Marwa El Shaarawy
SHARKAWY & SARHAN
LAW FIRM

Sara El Shaarawy
IBRACHY LEGAL CONSULTANCY

Mostafa El Shafei
IBRACHY LEGAL CONSULTANCY

Yasmine El Shahed
SHALAKANY LAW OFFICE,
MEMBER OF LEX MUNDI

Aly El Shalakany
SHALAKANY LAW OFFICE,
MEMBER OF LEX MUNDI

Emad El Shalakany
SHALAKANY LAW OFFICE,
MEMBER OF LEX MUNDI

Khaled El Shalakany
SHALAKANY LAW OFFICE,
MEMBER OF LEX MUNDI

Sherry El Shalakany
SHALAKANY LAW OFFICE,
MEMBER OF LEX MUNDI

Khaled El Sharkawy
SARWAT A. SHAHID LAW FIRM

Mohamed El Sherbini
SARWAT A. SHAHID LAW FIRM

Ahmed El-Swirky
NORTHAM CONSULTANTS

Passant El Tabei
PWC EGYPT

Farida El-Bakry
SHALAKANY LAW OFFICE,
MEMBER OF LEX MUNDI

Ashraf Elibrachy
IBRACHY LEGAL CONSULTANCY

Amr Elsayed
CAIRO ECONOMIC COURT

Reem El-Tahawy
HEGAZI LAW

Karim Emam
PWC EGYPT

Saber Emam
CENTRAL BANK OF EGYPT

Mahmoud Esmail
HEGAZI LAW

Ahmed Essam
IBRACHY LEGAL CONSULTANCY

Shahdan Essam
TALAL ABU-GHAZALEH
LEGAL (TAG-LEGAL)

Hoda Etman
SAFTWAT & PARTNERS

Lena Ezat
HEGAZI LAW

Mariam Fahmy
SHALAKANY LAW OFFICE,
MEMBER OF LEX MUNDI

Omar Farid
ALLIANCE LAW FIRM

Hazem Fathi
HASSOUNA & ABOU ALI

Leila Fouad
DELOITTE

Shereen Fouad
EGYPTIAN ELECTRICITY
HOLDING COMPANY

Ismail Gaber
GENERAL ORGANIZATION OF
EXPORT & IMPORT CONTROL

Samir Ghareeb Al-Nahas
MINISTRY OF LOCAL
DEVELOPMENT

Karim Adel Kamel Ghobrial
KARIM ADEL LAW OFFICE

Karim Ghorab
ALLIANCE LAW FIRM

Rabih Halabi
BLOM BANK EGYPT

Karim Hamdy
THE EGYPTIAN CREDIT
BUREAU I-SCORE

Hassan Hanaly
MINISTRY OF JUSTICE

Hany Hanna
COURT OF CASSATION

Nagy Hany
YOUSSEY SALEH & PARTNERS

Nafisa Mahmoud Hashem
MINISTRY OF HOUSING AND
URBAN COMMUNITIES

Sherif Hashem
SHEARMAN & STERLING LLP

Mohab Hassan
HELMY, HAMZA & PARTNERS,
MEMBER FIRM OF BAKER
MCKENZIE INTERNATIONAL

Tarek Hassib
AL KAMEL LAW OFFICE

Ahmed Hatem
LEVARI IN ASSOCIATION
WITH PITMANS LLP

Farah Hazem
AM LAW FIRM

Sherif Hefni
LEVARI IN ASSOCIATION
WITH PITMANS LLP

Mostafa Helmy
IBRACHY LEGAL CONSULTANCY

Omneia Helmy
FACULTY OF ECONOMICS
AND POLITICAL SCIENCE,
CAIRO UNIVERSITY

Taher Helmy
HELMY, HAMZA & PARTNERS,
MEMBER FIRM OF BAKER
MCKENZIE INTERNATIONAL

Sara Hinton

Mohamed Hisham Hassan
MINISTRY OF INVESTMENT

Badawi Hozaïen
HOZAIEN LAW OFFICE

Haytham Hussein
EGYPTIAN GLOBAL LOGISTICS

Nada Hussein
SHALAKANY LAW OFFICE,
MEMBER OF LEX MUNDI

Abdel Hamid Ibrahim
EGYPTIAN FINANCIAL
REGULATORY AUTHORITY

Badawy Ibrahim
PWC EGYPT

Maha Ibrahim
YOUSSEY SALEH & PARTNERS

Mona Ibrahim
DSV

Mehiar Joulji
SARWAT A. SHAHID LAW FIRM

Saif Allah Kadry
SOLIMAN, HASHISH
AND PARTNERS

Mohamed Kafafi
THE EGYPTIAN CREDIT
BUREAU I-SCORE

Ahmed Kamal
MINISTRY OF JUSTICE

Omar Sherif Kamal El Din
SHALAKANY LAW OFFICE,
MEMBER OF LEX MUNDI

Mohamed Kamel
AL KAMEL LAW OFFICE

Rasheed Kamel
AL KAMEL LAW OFFICE

Ghada Kandil
MINISTRY OF INDUSTRY
AND FOREIGN TRADE

Ahmed Khairy
COURT OF APPEAL

Mohanad Khaled
BDO KHALED & CO.

Taha Khaled
BDO KHALED & CO.

Dina Khattab
ALLIANCE LAW FIRM

Sherif Latif Makar
SHERINIL GROUP

Ashraf Maamoun Farag
BOSCH CENTER

Gomaa M. Madny
MINISTRY OF TRADE
AND INDUSTRY

Tamer Magdy Molokhia
EGYPT & EUROPE
INTERNATIONAL LEGAL
CONSULTING

Ibrahim Maher
DLA MATOUK BASSIOUNY
(PART OF DLA PIPER GROUP)

Ahmed Maher Badr Afifi
CAIRO COURT OF APPEAL

Lamia Mahgoub
PWC EGYPT

Mustafa Makram
BDO KHALED & CO.

Mariam Matrey
EGYPT SURVEYING AUTHORITY

Aboueela Mohamed
ORIENTAL WEAVERS

Ahmed Mohamed
GENERAL ORGANIZATION OF
EXPORT & IMPORT CONTROL

Marwa Mohamed
MINISTRY OF JUSTICE

Hoda Mohamed Etman

Ola Mohammed Hassan
TALAL ABU-GHAZALEH
LEGAL (TAG-LEGAL)

Eman Moheyyeldin
HASSOUNA & ABOU ALI

Mariam Mohsen
SHALAKANY LAW OFFICE,
MEMBER OF LEX MUNDI

Alia Monieb
SHARKAWY & SARHAN
LAW FIRM

Hossam Mostafa Ali
HOSSAM AVOCAT

Alfred Mourice
MINISTRY OF FINANCE

Marina Mouris
IBRACHY & DERMARKAR
LAW FIRM

Khaled Mousa
GENERAL AUTHORITY FOR
ROADS, BRIDGES AND LAND
TRANSPORT (GARBLT)

Karim Nabil
IBRACHY LEGAL CONSULTANCY

Khaled Nofal
MINISTRY OF FINANCE

Omar Sami El Tazy
AM LAW FIRM

Hazem Hassan Osman Mokbel
BLOM BANK EGYPT

Omima Ragab
HEGAZI LAW

Khaled Mahmoud Ragheb
MENA ASSOCIATES,
MEMBER OF AMERELLER
RECHTSANWÄLTE

Said Ramadan Arafa
EGYPTIAN FINANCIAL
REGULATORY AUTHORITY

Ingy Rasekh
MENA ASSOCIATES,
MEMBER OF AMERELLER
RECHTSANWÄLTE

Moatsem Rashed
ORIENTAL WEAVERS

Tarek Fouad Riad
KOSHERI, RASHED & RIAD

Bishoy Safwat
KARIM ADEL LAW OFFICE

Sherif Safwat
SAFWAT AND PARTNERS
LEGAL CONSULTANTS

Nasser Said
GREATER CAIRO
WATER COMPANY

Ahmed Salah Hassan
YOUSRY SALEH & PARTNERS

Yousry Saleh
YOUSRY SALEH & PARTNERS

Ahmed Salem
MISR SPINNING AND
WEAVING COMPANY

Zeinab Samir
AL KAMEL LAW OFFICE

Sara Samy
TALAL ABU-GHAZALEH
LEGAL (TAG-LEGAL)

Muhammad Omar Sarwy
CHUBB

Heba Sedky
BLOM BANK EGYPT

Mohamed Serry
SERRY LAW OFFICE

Khalil Shaat
MUNICIPALITY OF
GREATER CAIRO

Doaa M. Shabaan
INTERNATIONAL CENTER FOR
LAW, INTELLECTUAL PROPERTY
AND ARBITRATION (ICLIPIA)

Abdallah Shalash
ABDALLAH SHALASH & CO.

Ramy Shalash
ABDALLAH SHALASH & CO.

Mohammad Shamroukh
MINISTRY OF JUSTICE

Mostafa Shawky
LEVARI IN ASSOCIATION
WITH PITMANS LLP

Omar Sherif
SHERIF SAAD LAW OFFICES
FOR LEGAL & INTERNATIONAL
CONSULTATIONS

Sharif Shihata
SHALAKANY LAW OFFICE,
MEMBER OF LEX MUNDI

Zeinab Shohdy
KHODEIR, NOUR, & TAHA LAW
FIRM, IN ASSOCIATION WITH
AL TAMIMI & COMPANY

Mohamed Fakhry Shousha
EGYPTIAN FINANCIAL
REGULATORY AUTHORITY

Sylvia Sidrak
ANDERSEN TAX &
LEGAL IN EGYPT

Shaimaa Solaiman
CHALLENGE LAW FIRM

Frédéric Soliman
SOLIMAN, HASHISH
AND PARTNERS

Gamalat Tabat
MINISTRY OF FINANCE

Sameh Tabban
ABDELLATIF LAW OFFICE

Mamdouh Taha
GENERAL ORGANIZATION OF
EXPORT & IMPORT CONTROL

Noha Taher
MINISTRY OF FINANCE

Randa Tharwat
NACITA CORPORATION

Mahmoud Wahba
AL KAMEL LAW OFFICE

Haidy Waheed
AM LAW FIRM

Hossam Younes
MINISTRY OF TRADE
AND INDUSTRY

Sara Youness
TALAL ABU-GHAZALEH
LEGAL (TAG-LEGAL)

Amr Youssef
IBRACHY LEGAL CONSULTANCY

Sandra Youssef Hery
AM LAW FIRM

Hend Zaghloul
MENA ASSOCIATES,
MEMBER OF AMERELLER
RECHTSANWÄLTE

Darah Zakaria
SHARKAWY & SARHAN
LAW FIRM

Mona Zobaa
MINISTRY OF INVESTMENT AND
INTERNATIONAL COOPERATION

EL SALVADOR

LEÓN SOL ARQUITECTOS

Francisco Armando Arias
Rivera
ARIAS

Mauricio Bernal
AES EL SALVADOR

Abraham Bichara
AES EL SALVADOR

Alexander Cader
PWC

Felix Canizales
ARIAS

Claudia Castellanos
LA OFICINA DE PLANIFICACIÓN
DEL ÁREA METROPOLITANA DE
SAN SALVADOR (OPAMSS)

Christian Castro
AES EL SALVADOR

Eduardo Iván Colochto Catota
INNOVATIONS & INTEGRATED
SOLUTIONS, SA DE CV

Luis Alfredo Cornejo Martínez
CORNEJO & UMAÑA, LTDA
DE CV—MEMBER OF RUSSELL
BEDFORD INTERNATIONAL

Celina Cruz
LA OFICINA DE PLANIFICACIÓN
DEL ÁREA METROPOLITANA DE
SAN SALVADOR (OPAMSS)

David Ernesto Claros Flores
GARCÍA & BODÁN

Enrique Escobar
LEXINCORP

Guillermo Escobar
LEXINCORP

Roberta Gallardo de Cromeyer
ARIAS

Emma Galvez
GEMMA LOGISTICS

Jacqueline Galvez
GEMMA LOGISTICS

Edwin Gálvez
AES EL SALVADOR

Carlos Jose Guerrero
INMUEBLES SA

Gerardo Guidos
EXPERTIS

Guillermo Guidos
EXPERTIS

Antonio Guirola Moze
LEXINCORP

Erwin Alexander Haas
Quinteros
MH LEGAL ABOGADOS

Luis Roberto Hernández Arita
HERNÁNDEZ ARITA INGENIEROS

Francisco Hurtado
LOPEZ HURTADO SA

Benjamín Valdez Iraheta

Ligia Maria Lazo Ventura
LAZO ARQUITECTOS
ASOCIADOS

Thelma Dinora Lizama
de Osorio
SUPERINTENDENCIA DEL
SISTEMA FINANCIERO

Mario Lozano
ARIAS

Grisel Mancia
SUPERINTENDENCIA DEL
SISTEMA FINANCIERO

Cecilia Martinez
GEMMA LOGISTICS

Francisco Martínez
ROMERO PINEDA &
ASOCIADOS, MEMBER
OF LEX MUNDI

Guillermo Massana
ATCASAL ASOCIACIÓN
DE TRANSPORTISTAS DE
CARGA DE EL SALVADOR

Luis Rodrigo Medina
Hernandez
MH LEGAL ABOGADOS

Luis Alonso Medina Lopez
MH LEGAL ABOGADOS

Astrud María Meléndez de
Chávez
ASOCIACIÓN PROTECTORA
DE CRÉDITOS DE EL
SALVADOR (PROCRECITO)

Antonio R. Méndez-Llort
ROMERO PINEDA &
ASOCIADOS, MEMBER
OF LEX MUNDI

Raúl Alberto García Mirón
BUFETE GARCÍA MIRÓN & CÍA

Ricardo Molina
NOVITAS

Fernando Montano
ARIAS

Kenhy Alexandra Montenegro
NASSAR ABOGADOS

Mario Moran
M. REPRESENTACIONES

Jose Navas
ALL WORLD CARGO, SA DE CV

Moises Orlando Pacas M.
ATCASAL ASOCIACIÓN
DE TRANSPORTISTAS DE
CARGA DE EL SALVADOR

Geraldine Palma
AES EL SALVADOR

Sergio Perez
AES EL SALVADOR

Adriana Portillo
LEXINCORP

Ana Patricia Portillo Reyes
LATAMLEX—GUANDIQUE
SEGOVIA QUINTANILLA

Evelyn Rico
SIDISA

Emilio Rivera
PWC

Carlos Roberto Rodríguez
CONSORTIUM CENTRO
AMERICA ABOGADOS

Rene Rodas
GEMMA LOGISTICS

Otto Rodríguez Salazar
LAWYER

Kelly Beatriz Romero
NASSAR ABOGADOS

Mario Enrique Sáenz
SÁENZ & ASOCIADOS

Jaime Salinas
GARCÍA & BODÁN

Oscar Samour
CONSORTIUM CENTRO
AMERICA ABOGADOS

Ernesto Sánchez
ARIAS

Alonso V. Saravia
ASOCIACIÓN SALVADOREÑA
DE INGENIEROS Y
ARQUITECTOS (ASIA)

Oscar Torres
GARCÍA & BODÁN

Laura Urrutia

Mauricio Antonio Urrutia
SUPERINTENDENCIA DEL
SISTEMA FINANCIERO

Julio César Vargas Solano
GARCÍA & BODÁN

Karla Elizabeth Zelaya
Rodríguez
SUPERINTENDENCIA DEL
SISTEMA FINANCIERO

Edward Zuñiga
EY

EQUATORIAL GUINEA

IMAGESA

SEGESA (SOCIEDAD
DE ELECTRICIDAD DE
GUINEA ECUATORIAL)

Elisabeth Ajamen
BEAC SIÈGE

Maria Araújo
VDA—VIEIRA DE ALMEIDA
& ASSOCIADOS

N.J. Ayuk
CENTURION LLP

Keseena Chengadu
CENTURION LLP

Sinfiorano Ngomi Elomba
PWC EQUATORIAL GUINEA

Marcel Jeutsop

Angel Mba Abeso
CENTURION LLP

Jose Mbara
PWC EQUATORIAL GUINEA

Paulino Mbo Obama
OFICINA DE ESTUDIOS—ATEG

Ponciano Mbomio Nvó
GABINETE JURIDICO DE
PONCIANO MBOMIO NVO

Frida Ndong
K5 FREEPORT OIL CENTRE

Angel Francisco Ela Ngomo
Nchama
JUZGADO DE INSTRUCCION
DE BATA

Desiderio Nvono Mangué
MALABO MUNICIPALITY

Nanda Nzambi
PWC EQUATORIAL GUINEA

Antonio Ondo Obiang
Mangué
ARAB CONTRACTORS CO.

Zenika Sanogho
PWC EQUATORIAL GUINEA

ERITREA

Senai Andemariam
BERHANE GILA-MICHAEL
LAW FIRM

Berhane Gila Michael
BERHANE GILA-MICHAEL
LAW FIRM

Mewael Tekle
DEPARTMENT OF ENERGY

ESTONIA

ADVOKAADIBÜROO NOVE OÜ

Oliver Ämarik
ADVOKAADIBÜROO
SORAINEN AS

Aet Bergmann
BNT ATTORNEYS-AT-LAW
ADVOKAADIBÜROO OÜ

Nikita Divissenko
TGS BALTIC

Ülleke Eerik
ESTONIAN LAND BOARD

Alger Ers
AE PROJEKTI INSENER

Carri Ginter
ADVOKAADIBÜROO
SORAINEN AS

Kristine Jarve
DELOITTE ADVISORY AS

Andres Juss
ESTONIAN LAND BOARD

Erica Kaldre
HOUGH, HUTT & PARTNERS OÜ

Sander Kärson
TGS BALTIC

Katre Kasepold
ESTONIAN LOGISTICS AND
FREIGHT FORWARDING
ASSOCIATION

Raimo Klesment
NJORD

Edward Kostjuk
HOUGH, HUTT & PARTNERS OÜ

Villu Köve
ESTONIAN SUPREME COURT

Tanja Kriisa
PWC ESTONIA

Paul Künnap
ADVOKAADIBÜROO
SORAINEN AS

Arvo Kuusik
HOUGH, HUTT & PARTNERS OÜ

Liisu Lell
DELOITTE ADVISORY AS

Martti Lemendik
METAPRINT LTD.

Hannes Lentsius
PWC ESTONIA

Berit Loog
MINISTRY OF JUSTICE

Karin Madisson
ADVOKAADIBÜROO
SORAINEN AS

Annika Mägiipõld
ESTONIAN TAX AND
CUSTOMS BOARD

Ants Mailend
ADVOKAADIBÜROO
SORAINEN AS

Kaps Meelis
ELEKTREILEVI OÜ

Ege Metsandi
CREDITINFO EESTI AS

Maris Milpak
ADVOKAADIBÜROO
SORAINEN AS

Sandra-Kristin Noot
ELLEX RAIDLA
ADVOKAADIBÜROO OÜ

Arne Ots
ELLEX RAIDLA
ADVOKAADIBÜROO OÜ

Olavi Ottenson
DELOITTE ADVISORY AS

Kirsti Pent
LAW OFFICE FORT

Kaaiti Persidski
ESTONIAN CHAMBER
OF NOTARIES

Jelizaveta Rastorgujeva
NJORD LAW FIRM

Martin-Johannes Raude
ELLEX RAIDLA
ADVOKAADIBÜROO OÜ

Tõnu Roosve
ELEKTREILEVI OÜ

Piret Saartee
CENTRE OF REGISTERS &
INFORMATION SYSTEMS

Katrin Sarap
NJORD LAW FIRM

Häli Sokk
ADVOKAADIBÜROO
SORAINEN AS

Lisette Suik
ADVOKAADIBÜROO
SORAINEN AS

Nele Suurmets
ADVOKAADIBÜROO
SORAINEN AS

Maris Tamp
PWC ESTONIA

Maria Teder
ELLEX RAIDLA
ADVOKAADIBÜROO OÜ

Triin Toom
ADVOKAADIBÜROO
SORAINEN AS

Veikko Toomere
NJORD LAW FIRM

Silvia Urgas
TGS BALTIC

Kai Vainola
ADVOKAADIBÜROO
SORAINEN AS

Ingmar Vali
CENTRE OF REGISTERS &
INFORMATION SYSTEMS

Hannes Vallikivi
DERLING

Paul Varul
TGS BALTIC

Peeter Viirsalu
TGS BALTIC

Kaija Vill
ELEKTREILEVI OÜ

ESWATINI

Samkelo Chauca
KOBLA QUASHIE AND
ASSOCIATES

M. Pendulo Pepe Dlamini
P.M. DLAMINI ATTORNEYS

Veli Dlamini
INTERFREIGHT PTY. LTD.

Earl John Henwood
HENWOOD & COMPANY

Andrew Linsey
PWC SWAZILAND

Mangaliso Magagula
MAGAGULA & HLOPHE

Gugu Mahlinza
SWAZILAND REVENUE
AUTHORITY

Gabsile Maseko
ROBINSON BERTRAM

Thabiso Masina
DEEDS REGISTRY

Sabelo Masuku
HOWE MASUKU
NSIBANDE ATTORNEYS

Steve Mitchell
MIMA

Kenneth J. Motsa
ROBINSON BERTRAM

Nozipho Msibi
FEDERATION OF SWAZILAND
EMPLOYERS AND CHAMBER
OF COMMERCE

Kobla Quashie
KOBLA QUASHIE AND
ASSOCIATES

José Rodrigues
RODRIGUES & ASSOCIATES

Sydney Simelane
SURVEYOR GENERAL
DEPARTMENT, MINISTRY
OF NATURAL RESOURCES
AND ENERGY

Pieter Smoor
INTEGRATED DEVELOPMENT
CONSULTANTS (IDC)

John Thomson
MORMOND ELECTRICAL
CONTRACTORS

Manene Thwala
THWALA ATTORNEYS

Joseph Waring
WARING ATTORNEYS

Patricia Zwane
TRANSUNION ITC
SWAZILAND PTY. LTD.

ETHIOPIA

MIZAN CONSULTANCY &
ACCOUNTANCY SERVICE
TARGET BUSINESS CONSULTANT

Dagnachew Tesfaye Abetew
DAGNACHEW TEFAYE
AND MAHLET MESGANAW
LAW OFFICE

Tegene Adise
CITY ADMINISTRATION
OF ADDIS ABABA—
CONSTRUCTION BUREAU

Wegderes Agonafir
WEGDERES NIGUSIE
CHARTERED CERTIFIED
ACCOUNTANT &
CERTIFIED AUDIT FIRM

Siraj Ahmed
PACKFORD INTERNATIONAL

Ato Melese Aleka
CONSTRUCTION PERMIT AND
CONTROL AUTHORITY

Girma Alemu Mengesha
ASSEFA & ASSOCIATES

Assefa Ali Beshir
ASSEFA & ASSOCIATES

Wendwesen Alula
CITY ADMINISTRATION
OF ADDIS ABABA—
CONSTRUCTION BUREAU

Ashenafi Tarekegn Asfaw

Shumet Asmamaw
CITY ADMINISTRATION
OF ADDIS ABABA—
CONSTRUCTION BUREAU

Sisay Asres
FLK TRADING PLC

Yodit Assefa
THE MOTOR &
ENGINEERING COMPANY

Ato Awoke Asfaw
AWOKE ASFAW AUTHORIZED
ACCOUNTING

Atkilit Bekele
MESFIN TAFESSE AND
ASSOCIATES LAW OFFICE

Fekadu Bekele
ETHIOPIA REVENUES AND
CUSTOMS AUTHORITY (ERCA)

Nega Binalfew
BINALFEW LAW FIRM

Hanna Betachew Birhanu
MEHRTEAB LEUL & ASSOCIATES

Semere Wolde Bonger
NATIONAL BANK OF ETHIOPIA

Hailu Burayu
LAWYER

Dawit Daniel
HD ETHIOPIAN COFFEE
TRADING PLC

Wondwossen Degefa
ETHIOPIA REVENUES AND
CUSTOMS AUTHORITY (ERCA)

Addis Demeke
CITY ADMINISTRATION
OF ADDIS ABABA—
CONSTRUCTION BUREAU

Nebiyu Desta Nebiyu
Temesgen Eridaw
CITY ADMINISTRATION
OF ADDIS ABABA—
CONSTRUCTION BUREAU

Fekadu Gebremeskel
FEKADU PETROS LEGAL SERVICE

Simon Getachew Kassaye
PWC

Berhane Ghebray
BERHANE GHEBRAY
& ASSOCIATES

Yared Guta

Asheber Hailelassie
TRANS ETHIOPIA PLC—TEPLCO

Nuru Hassen
TRANS ETHIOPIA PLC—TEPLCO

Dawit Hundesa
CITY ADMINISTRATION
OF ADDIS ABABA—
CONSTRUCTION BUREAU

Apollo Karumba
PWC KENYA

Ato Kassim Fite
STATE OF OROMIA URBAN
LAND TENURE REGISTRATION
& INFORMATION AGENCY

Wouhib Kebede
WOUHIB KEBEDE
AND ASSOCIATES

Yosef Kebede
DASHEN BANK S.C.

Belay Ketema
BELAY KETEMA LAW OFFICE

Mehrteab Leul
MEHRTEAB LEUL & ASSOCIATES

Michael Mamo
ADDIS EXPORTER

Getnet Yawkal Mebratu
GETNET YAWKAL LAW OFFICE

Misrak Mengesha
PACKFORD INTERNATIONAL

Alem Mengsteab
ETHIOPIAN GENERAL
INSTALLATION SUPPLY

Habtewold Menkir
HABTEWOLD MENKIR AND
CO. CHARTERED CERTIFIED
ACCOUNTANT'S (UK)
AUTHORIZED AUDITORS

Dula Merera

Mahlet Mesganaw Getu
DAGNACHEW TEFAYE
AND MAHLET MESGANAW
LAW OFFICE

Mekdes Mezgebu
MESFIN TAFESSE AND
ASSOCIATES LAW OFFICE

Nureddin Mohammed

Titus Mukora
PWC KENYA

Yonas Mulatu
MESFIN TAFESSE AND
ASSOCIATES LAW OFFICE

Tariku Oljira
DAYE BENSA EXPORT PLC

Habte Petros
YICHALAL TRANSIT
SERVICE AND FREIGHT
FORWARDING PLC

Nigussie Seid
ETHIOPIA REVENUES AND
CUSTOMS AUTHORITY (ERCA)

Meklit Seifu
DELNESSAHOU
TADESSE—COUNSELOR
AND ATTORNEY-AT-LAW

Biruh Setargew
PWC

Kebede Shai
ETHIOPIA REVENUES AND
CUSTOMS AUTHORITY (ERCA)

Mekdes Shiferaw
GREEN INTERNATIONAL
LOGISTIC SERVICES

Getu Shiferaw Deme
MEHRTEAB LEUL & ASSOCIATES

Wondwossen Sintayehu
ASSETKEY PLC

Menelik Solomon
DASHEN BANK S.C.

Delnessahou Tadesse
DELNESSAHOU
TADESSE—COUNSELOR
AND ATTORNEY-AT-LAW

Fasil Tadesse
FLK TRADING PLC

Mesfin Tafesse
MESFIN TAFESSE AND
ASSOCIATES LAW OFFICE

Meskelu Tamrat
CITY ADMINISTRATION
OF ADDIS ABABA—
CONSTRUCTION BUREAU

Kenawak Taye
MESFIN TAFESSE AND
ASSOCIATES LAW OFFICE

Solomon Demissie Tegegn
NET ENGINEERING
CONSULTANCY

Gaim Yibrah Tesema
GAIM YIBRAH

Seyoum Yohannes Tesfay
GETS LAW OFFICE

Gizeshwork Tessema
GIZE PLC

Wossenyeleh Tigu
MESFIN TAFESSE AND ASSOCIATES LAW OFFICE

Getahun Walegn
MESFIN TAFESSE AND ASSOCIATES LAW OFFICE

Fasil Woldeyohannes
GIRMA AND FASIL AUDIT SERVICE PARTNERSHIP

Tameru Wondmagegnehu
Getahun Worku
LAWYER

Mekidem Yehiyes
MESFIN TAFESSE AND ASSOCIATES LAW OFFICE

Demeke Zegeye
CITY ADMINISTRATION OF ADDIS ABABA—CONSTRUCTION BUREAU

Sintayehu Zeleke
FEDERAL HIGH COURT

FIJI

Eddielin Almonte
PWC FIJI

Lisa Apted
KPMG

Nicholas Barnes
MUNRO LEYS

Jone Cavubati
FUJI EXPORT COUNCIL

Rhea Chand
MUNRO LEYS

Sangeeta Chand
MINISTRY OF JUSTICE

Suresh Chandra
MC LAWYERS

William Wylie Clarke
HOWARDS LAWYERS

Visvanath Das
FUJI REVENUE AND CUSTOMS SERVICE

Anthony Frazier

Dilip Jamnadas
JAMNADAS AND ASSOCIATES

Jerome Kado
PWC FIJI

Mohammed Afzal Khan
KHAN & CO. BARRISTERS & SOLICITORS

Emily King
MUNRO LEYS

Peter Ian Knight
CROMPTONS SOLICITORS

Madhulesh Lakhan
WILLIAMS & GOSLING LTD.

Tamiana Low
MUNRO LEYS

Hemendra Nagin
SHERANI & CO.

Jon Orton
ORTON ARCHITECTS

Pradeep Patel
BDO

Ramesh Prasad Lal
CARPENTERS SHIPPING

Mele Rakai
SHERANI & CO.

Rahul Ral
CARPENTERS SHIPPING

Janet Raman
MUNRO LEYS

Jagindar Singh
CARPENTERS SHIPPING

James Sloan
SIWATBAU & SLOAN

Narotam Solanki
PWC FIJI

Jone Vuli
WESTPAC BANKING CORPORATION

FINLAND

Manne Airaksinen
ROSCHIER ATTORNEYS LTD.

Timo Airisto
WHITE & CASE

Petri Avikainen
WHITE & CASE

Hillevi Ekstrom
OY NIKLASHIPPING LTD.

Esa Halmari
HEDMAN PARTNERS

Johanna Haltia-Tapio
HANNES SNELLMAN ATTORNEYS LTD.

Seppo Havia
DITTMAR & INDRENIUS

Harri Hirvonen
PWC FINLAND

Henni Hokkanen
EVERSHEDS ATTORNEYS LTD.

Jussi Hulkkonen
FINNISH NATIONAL BOARD OF CUSTOMS

Pekka Jaatinen
CASTRÉN & SNELLMAN ATTORNEYS LTD.

Juuso Jokela
SUOMEN ASIAKASTIETO OY

Mika Karppinen
HANNES SNELLMAN ATTORNEYS LTD.

Katarina Kasi
EVERSHEDS ATTORNEYS LTD.

Marta Kauppinen
HANNES SNELLMAN ATTORNEYS LTD.

Lalli Knuutila
FINNISH PATENT AND REGISTRATION OFFICE

Milla Kokko-Lehtinen
PWC FINLAND

Lisa Koskela
DITTMAR & INDRENIUS

Jukka-Pekka Kunnari
ROSCHIER ATTORNEYS LTD.

Pia Laaksonen
WHITE & CASE

Kaisa Lampu
PWC FINLAND

Patrik Lindfors
LINDFORS & CO. ATTORNEYS-AT-LAW LTD.

Patrick Lindgren
LAW OFFICE ADVOCARE

Jaakko Majjala
RUSSELL BEDFORD INTERNATIONAL

Olli Mäkelä
HANNES SNELLMAN ATTORNEYS LTD.

Kimmo Mettälä
KROGERUS ATTORNEYS LTD.

Linda Miettinen
EVERSHEDS ATTORNEYS LTD.

Mia Morkkila
ROSCHIER ATTORNEYS LTD.

Ilari Mustonen
CASTRÉN & SNELLMAN ATTORNEYS LTD.

Janne Nurminen
ROSCHIER ATTORNEYS LTD.

Emma Nyssölä
WHITE & CASE

Julia Parikka
HANNES SNELLMAN ATTORNEYS LTD.

Sampsa Pekkinen
ROSCHIER ATTORNEYS LTD.

Arttur Puoskari
WHITE & CASE

Mikko Rajala
BIRD & BIRD ATTORNEYS LTD.

Vuokko Rajamäki
ROSCHIER ATTORNEYS LTD.

Krista Rekola
WHITE & CASE

Ingrid Rummelgas
ROSCHIER ATTORNEYS LTD.

Jasse Ritakallio
LINDFORS & CO. ATTORNEYS-AT-LAW LTD.

Mikael Ruotsi
HEDMAN PARTNERS

Petri Seppälä
PWC FINLAND

Nikolas Sjöberg
KROGERUS ATTORNEYS LTD.

Tuomo Tantt
PWC FINLAND

Toivo Utso
HELSINKI ENTERPRISE AGENCY

Tuuli Vapaavuori-Vartiainen
EVERSHEDS ATTORNEYS LTD.

Seija Vartiainen
PWC FINLAND

Marko Vuori
KROGERUS ATTORNEYS LTD.

Anu Waaralinn
ROSCHIER ATTORNEYS LTD.

Gunnar Westerlund
ROSCHIER ATTORNEYS LTD.

FRANCE

ALLEZ & ASSOCIÉS

GTE

MAIRIE DE PARIS

UNION FRANÇAISE DE L'ÉLECTRICITÉ

Nadhia Ameziane
DENTONS

Bruno Amigues
AMIGUES AUBERTY JOUARY POMMIER

Yves Ardaillou
BERSAY ASSOCIÉS

Anne-Valérie Attias-Assoulène
PWC SOCIÉTÉ D'AVOCATS

Julien Bellapianta
ATS INTERNATIONAL

Hervé Beloeuvre
FIDUCIAIRE BELOEUVRE ET ASSOCIÉS

Anis Benissad
LANOUAR PARTNERS

Florence Bequet-Abdou
PWC SOCIÉTÉ D'AVOCATS

Pierre Binon
BANQUE DE FRANCE

Andrew Booth
ANDREW BOOTH ARCHITECT

Nicolas Bréham
RTE INTERNATIONAL

Patricia Cadet-Racinoux
ELECTRICITÉ RÉSEAU DISTRIBUTION FRANCE

Isabelle-Victoria Carbuccia
IVCH LAW

Frédéric Cauvin
PWC SOCIÉTÉ D'AVOCATS

Jean-Pierre Clavel
SCP JEAN-PIERRE CLAVEL

Stephan de Groër
JEANTET AARPI

Jean-Paul Decorps
ETUDE MAÎTRE JEAN-PAUL DECORPS

Guillaume Delord
MAYER BROWN INTERNATIONAL LLP

Djaffer Douliche
CABINET RCA

Segolene Dufetel
MAYER BROWN INTERNATIONAL LLP

Jean-Marc Dufour
FRANCE ECOMMERCE INTERNATIONAL

Odile Dupeyré
SOLVEIG AVOCATS

Philippe Durand
PWC SOCIÉTÉ D'AVOCATS

Benoit Fauvelet
BANQUE DE FRANCE

Ingrid Fauvelière
JEANTET AARPI

Ivan Féron
PWC SOCIÉTÉ D'AVOCATS

Louis Feuillée
WHITE & CASE

Nataline Fleury
ASHURST LLP

Lionel Galliez
CONSEIL SUPÉRIEUR DU NOTARIAT (PARIS)

Nassim Ghalimi
VEIL JOURDE

Régine Goury
MAYER BROWN INTERNATIONAL LLP

François Grenier

Kevin Grossmann
CABINET GROSSMANN

Mahmoud Hassen
LAWYER

Karl Hepp de Sevelinges
JEANTET AARPI

Pierre Herné
CABINET HERNÉ

Marc Jobert
JOBERT & ASSOCIÉS

Philippe Jouary
AMIGUES AUBERTY JOUARY POMMIER

Abdelmalek Kherbachene
LANOUAR PARTNERS

Eva Kopelman
GIDE LOYRETTE NOUËL, MEMBER OF LEX MUNDI

Ruben Koslar
JEANTET AARPI

Paul Lafuste
VEIL JOURDE

Mohamed Lanouar
LANOUAR PARTNERS

Daniel Arthur Laprès
AVOCAT À LA COUR D'APPEL DE PARIS

Annie Le Berre
PWC SOCIÉTÉ D'AVOCATS

Alann Le Guillou
WHITE & CASE

Elsa Lourdeau
MAYER BROWN INTERNATIONAL LLP

Alexandre Majbruch
DENTONS

Wladimir Mangel
MAYER BROWN INTERNATIONAL LLP

Frédéric Mercier
MATHEZ TRANSPORTS INTERNATIONAUX SA

Corinne Millot-Dumazert
BANQUE DE FRANCE

Nathalie Morel
MAYER BROWN INTERNATIONAL LLP

Nathalie Nègre-Eveillard
WHITE & CASE

Michel Nisse
PWC SOCIÉTÉ D'AVOCATS

Catherine Ottaway
HOCHE SOCIÉTÉ D'AVOCATS

Hugo Pascal
GIDE LOYRETTE NOUËL, MEMBER OF LEX MUNDI

Arnaud Pelpel
PELPEL AVOCATS

Thomas Philippe
MAYER BROWN INTERNATIONAL LLP

Marie-Hélène Pinard-Fabro
PWC SOCIÉTÉ D'AVOCATS

Jean-François Riffard
UNIVERSITÉ CLERMONT AUVERGNE, ÉCOLE DU DROIT

Nicolas Rontchevsky
AVOCAT ET PROFESSEUR AGRÉGÉ DES FACULTÉS DE DROIT

Pierre-Yves Rossignol
SCP GRANRUT AVOCATS

Guillaume Rougier-Brierre
GIDE LOYRETTE NOUËL, MEMBER OF LEX MUNDI

Philippe Roussel Galle
UNIVERSITÉ PARIS DESCARTES

Abibatou Samb-Diouck
ETUDE SAMB-DIOUCK

Michael Samol
JEANTET AARPI

Laure Sans
WHITE & CASE

Pierre-Nicolas Sanzey
STEPHENSON HARWOOD

Emmanuel Schulte
BERSAY ASSOCIÉS

Maxime Simonnet
DENTONS

Isabelle Smith Monnerville
SMITH D'ORIA

Lionel Spizzichino
WILLKIE FARR &
GALLAGHER LLP

Antoine Tadros
WHITE & CASE

Pierre Tarrade
CONSEIL SUPÉRIEUR DU
NOTARIAT (PARIS)

Antoine Tsekenis
SMITH D'ORIA

Jean-Marc Valot
BEYLOUNI CARBASSE
GUÉNY VALOT VERNET

Frederic Varin
FRÉDÉRIC VARIN ET CLAUDIA
VARIN NOTAIRES ASSOCIÉS

François Vergne
GIDE LOYRETTE NOUËL,
MEMBER OF LEX MUNDI

Déborah Viaud
HOCHÉ SOCIÉTÉ D'AVOCATS

Ronène Zana
PWC SOCIÉTÉ D'AVOCATS

Stephane Zecevic
LES NOTAIRES DU
QUAI VOLTAIRE

GABON

BOLLORE TRANSPORT
& LOGISTICS GABON

CONSERVATION DE LA
PROPRIÉTÉ FONCIÈRE ET
DES HYPOTHÈQUES

MAIRIE DE LIBREVILLE
MUNICIPALITÉ DE LIBREVILLE

Ahmat Abdoulsalam
ACCOUNTING MANAGEMENT

Y.A. Adetona
CABINET FIDEXCE

Angéla Adibet
DELOITTE JURIDIQUE ET FISCAL

Elisabeth Ajamen
BEAC SIÈGE

Marcellin Massila Akendengue
SOCIÉTÉ D'ÉNERGIE ET
D'EAU DU GABON (SEEG)

Madeleine Berre
DELOITTE JURIDIQUE ET FISCAL

Jean-Pierre Bozec
PROJECT LAWYERS

Nicolas Chevrinais
EY FFA JURIDIQUE ET FISCAL

Regine D'Almeida Mensah
OHADA LEGIS

Samuella Do Rego
PRICEWATERHOUSECOOPERS
TAX & LEGAL SA

Anaïs Edzang Pouzere
PRICEWATERHOUSECOOPERS
TAX & LEGAL SA

Gilbert Erangah
ETUDE MAÎTRE ERANGAH

Augustin Fang
CABINET AUGUSTIN FANG

Anne Gey Bekale
ETUDE MAÎTRE GEY BEKALE

Louis Pascal Mbighi
MINISTÈRE DE L'ÉCONOMIE

Jean-Joel Mebaley
DESTINY EXECUTIVES
ARCHITECTS—AGENCE
DU BORD DE MER

Davy Mendoume
MINISTÈRE DE L'ÉCONOMIE

Marc Mihindou
FEAG CABINET D'EXPERTISE
COMPTABLE

Yannick Mokanda
MINISTÈRE DE L'ÉCONOMIE

Abel Mouloungui
ETUDE MAÎTRE ABEL
MOULOUNGUI

Clotaire N'dong
MINISTÈRE DE L'ÉCONOMIE,
DU COMMERCE, DE
L'INDUSTRIE ET DU TOURISME

François Nguema Ebane
CABINET ATELIER SA

Patrick Nzambe
DIRECTION GÉNÉRALE DES
DOUANES ET DROITS INDIRECTS

Jean Serge Ogoula
CELLULE E-TAXES

Fulgence Ongama
TRIBUNAL DE PREMIÈRE
INSTANCE DE LIBREVILLE

Laurent Pommera
PRICEWATERHOUSECOOPERS
TAX & LEGAL SA

Hantamalala Rabarijaona
JOHN W. FFOOKS & CO.

Valene Ramses
RAMSES

Christophe Adrien Relongoué
PRICEWATERHOUSECOOPERS
TAX & LEGAL SA

Christian Solofosaona
FEAG CABINET D'EXPERTISE
COMPTABLE

Ines Vaz
PRICEWATERHOUSECOOPERS
TAX & LEGAL SA

Laetitia Yuinang
OLAM INTERNATIONAL

GAMBIA, THE

Victoria Andrews
FARAGE ANDREWS
LAW PRACTICE

Malick Bah
NATIONAL ENVIRONMENT
AGENCY

Janko Bass
DT ASSOCIATES, INDEPENDENT
CORRESPONDENCE FIRM
OF DELOITTE TOUCHE
TOHMATSU LIMITED

Abdul Aziz Bensouda
AMIE BENSOUA & CO.

Amie N.D. Bensouda
AMIE BENSOUA & CO.

Odzangbateh Nutifafa Dake
PWC GHANA

Ida Denise Drameh
IDA D. Drameh & ASSOCIATES

Loubna Farage
FARAGE ANDREWS
LAW PRACTICE

Dzidzedze Fiadjoe
PWC GHANA

Sarane Hydar
MAHFOUS ENGINEERING
CONSULTANTS

Momodou Jallow
AMIE BENSOUA & CO.

Lamin S. Jatta
ACCORD ASSOCIATES

Kebba Jobe
DABANI ELECTRICAL
ENTERPRISE

Sulayman M. Joof
S.M. JOOF AGENCY

Basiru Kareem
DT ASSOCIATES, INDEPENDENT
CORRESPONDENCE FIRM
OF DELOITTE TOUCHE
TOHMATSU LIMITED

Abdoullah Konateh
MAHFOUS ENGINEERING
CONSULTANTS

George Kwatia
PWC GHANA

Patricia Leers
A-LAW INTERNATIONAL
LAW FIRM

Anna Njie
AMIE BENSOUA & CO.

Clement Okey
PWC GHANA

Baboucar Owl
NATIONAL WATER AND
ELECTRICITY COMPANY LTD.

Sydney Riley
OFFICE LEGAL CHAMBERS

Janet Ramatoulie Sallah-Njie
TORODO CHAMBERS

Aji Penda B. Sankareh
DT ASSOCIATES, INDEPENDENT
CORRESPONDENCE FIRM
OF DELOITTE TOUCHE
TOHMATSU LIMITED

Bakary Sanneh
DEPARTMENT OF PHYSICAL
PLANNING AND HOUSING

Famara Singhateh
A-LAW INTERNATIONAL
LAW FIRM

Salieu Taal
TEMPLE LEGAL PRACTITIONERS

GEORGIA

Sandro Bakhsoliani
INSTA LLC

David Bardavelidze
OCEANNET GEORGIA LTD.

Lasha Beraia
RUSTAVI METALLURGICAL
PLANT

Levan Berdzenishvili
GEORGIAN TRANS
EXPEDITION LTD.

Tatia Berekashvili
MINISTRY OF ECONOMY AND
SUSTAINABLE DEVELOPMENT

Nino Berianidze
MINISTRY OF ECONOMY AND
SUSTAINABLE DEVELOPMENT

Revaz Beridze
MCGILL

Sandro Bibilashvili
BGI LEGAL

Arsen Bortsvadze
AMPER CO. ENERGY
SOLUTIONS

Anna Chikovani
DECHERT GEORGIA LLC

Ekaterine Danelia
NODIA, URUMASHVILI
& PARTNERS

Valerian Davitaia
GEORGIAN STOCK EXCHANGE

Rusudan Dochviri
TELASI

Khatia Esebua
ALLIANCE GROUP HOLDING

Mariam Gabashvili
MCGILL

Teymuraz Gamrekashvili
TELASI

Archil Giorgadze
DECHERT GEORGIA LLC

Givi Giorgadze
INVESTORS COUNCIL

Denis Glushak
VENI LTD.

Lasha Gogiberidze
BGI LEGAL

Marika Gogoladze
NOTARY CHAMBER
OF GEORGIA

Alexander Gomiashvili
JSC CREDIT INFO GEORGIA

Goga Gujejiani

Nana Gurgenedze
LEGAL PARTNERS
ASSOCIATED (LPA) LLC

Eter Iosebidge

Tamar Jikia
DECHERT GEORGIA LLC

George Jugeli
INVESTORS COUNCIL

David Kakabadze
GEORGIAN LEGAL
PARTNERSHIP LAW FIRM

Grigol Kakauridze
MINISTRY OF ECONOMY AND
SUSTAINABLE DEVELOPMENT

Nikoloz Kakauridze
AZIMUTI LTD.

David Kakhiani
MONTAGE GEORGIA

Irakli Kandashvili

Mari Khardziani
NATIONAL AGENCY OF
PUBLIC REGISTRY

Ani Khojelani
BGI LEGAL

Dachi Kinkladze
GEORGIA REVENUE SERVICE

Nino Kotishadze
LEGAL PARTNERS
ASSOCIATED (LPA) LLC

Aieti Kukava
ALLIANCE GROUP HOLDING

Nino Kvinikadze
NODIA, URUMASHVILI
& PARTNERS

Danelia Lasha
AZIMUTI LTD.

Ela Lekishvili
F-CHAIN

Irakli Lekishvili
TOYOTA CAUCASUS LLC

Tea Loladze
MINISTRY OF ECONOMY AND
SUSTAINABLE DEVELOPMENT

Mirab-Dmitry Lomadze

Sofia Machaladze
MCGILL

Amiran Makaradze
BEGIASHVILI & CO.
LIMITED LAW OFFICES

Irakli Mamaladze
TEGETA MOTORS

Elnur Mammadov

Nicola Mariani
DECHERT GEORGIA LLC

Elene Mebonia
LEGAL PARTNERS
ASSOCIATED (LPA) LLC

Salome Meladze
BGI LEGAL

Roin Migrauli
LAW OFFICE MIGRAULI
& PARTNERS

Giorgi Mikautadze
TBILISI CITY COURT

Ia Mikhelidze
GEORGIA REVENUE SERVICE

Tamar Morchiladze
BGI LEGAL

Kakhober Nariashvili

Sophie Natroshvili
BGI LEGAL

Lasha Nodia
NODIA, URUMASHVILI
& PARTNERS

Tamta Nutsubidze
BEGIASHVILI & CO.
LIMITED LAW OFFICES

Maia Okruashvili
GEORGIAN LEGAL
PARTNERSHIP LAW FIRM

Tamta Otiaashvili
MINISTRY OF ECONOMY AND
SUSTAINABLE DEVELOPMENT

George Paresishvili
GEORGIAN STOCK EXCHANGE

Simon Parsons
PWC GEORGIA

Nathia Sakhokia
NATIONAL BUREAU
OF ENFORCEMENT

Levan Samanishvili
OCEANNET GEORGIA LTD.

Mikheil Sarjveladze
MINISTRY OF JUSTICE

Manzoor Shah
GLOBALINK LOGISTICS GROUP

Edvard Shermadini
GEORGIAN FARMERS'
ASSOCIATION

Irina Sigua
GEORGIA REVENUE SERVICE

Tea Sonishvili
MINISTRY OF ECONOMY AND
SUSTAINABLE DEVELOPMENT

Giorgi Tavartkiladze
DELOITTE

Tamara Tevdoradze
BGI LEGAL

Antonina Tselovalnikova
GIANTI LOGISTICS

Vakhtang Tsintsadze
MINISTRY OF ECONOMY AND
SUSTAINABLE DEVELOPMENT

Tamar Tvildiani
TOYOTA CAUCASUS LLC

Kote Ukleba
ELECTRICAL SERVICE GROUP

Samson Uridia
GEORGIA REVENUE SERVICE

Ana Utsunashvili
NATIONAL BUREAU
OF ENFORCEMENT

Zviad Voshakidze
TELASI

GERMANY

DIAZ REUS & TARG LLP

STROMNETZ BERLIN GMBH

Cihangir Agdemir
REED SMITH LLPChristoph Auchter
SHEARMAN & STERLING LLPMarc Bäumer
REED SMITH LLPAnna-Lena Baur
GSK STOCKMANN + KOLLEGENFrancis Bellen
REED SMITH LLPHenning Berger
WHITE & CASEJennifer Bierly
GSK STOCKMANN + KOLLEGENJustus Binder
REED SMITH LLPUlrike Elisabeth Bischof
REED SMITH LLPHeiko Büsing
PRICEWATERHOUSECOOPERS
LEGAL AKTIENGESSELLSCHAFT
RECHTSANWALTSGESELLSCHAFTThomas Büssow
PWC GERMANYChristiane Conrads
PRICEWATERHOUSECOOPERS
LEGAL AKTIENGESSELLSCHAFT
RECHTSANWALTSGESELLSCHAFTHelge Dammann
PRICEWATERHOUSECOOPERS
LEGAL AKTIENGESSELLSCHAFT
RECHTSANWALTSGESELLSCHAFTSercan Özer Demiral
KIRKLAND & ELLIS LLPDuc Anh Do
ARVIGOR TRADING
& CO. GMBHAndreas Eckhardt
PRICEWATERHOUSECOOPERS
LEGAL AKTIENGESSELLSCHAFT
RECHTSANWALTSGESELLSCHAFTSigrun Erber-Faller
NOTARE ERBER-FALLER
UND VORANJohann-Friedrich Fleisch
KANZLEI FLEISCHAlexander Freiherr von Aretin
GRAF VON WESTPHALEN
RECHTSANWÄLTE
PARTNERSCHAFTSimon Grieser
REED SMITH LLPJane Grinblat
REED SMITH LLPAndrea Gruss
MERGET + PARTNERKlaus Günther
OPPENHOFF & PARTNERMarc Alexander Häger
OPPENHOFF & PARTNERRobin Hallbow
PWC GERMANYSebastian Harder
PRICEWATERHOUSECOOPERS
LEGAL AKTIENGESSELLSCHAFT
RECHTSANWALTSGESELLSCHAFTMaximilian Heufelder
KIRKLAND & ELLIS LLPTina Hoffmann
MAYER BROWN LLPGötz-Sebastian Hök
DR. HÖK STIEGLMEIER
& PARTNERElke Holthausen-Dux
MOCK PARTNERSCHAFT VON
RECHTSANWÄLTEN MBBRalph Hummel
AVOCADO RECHTSANWÄLTEMarkus Jakoby
JAKOBY RECHTSANWÄLTEVolker Kammel
REED SMITH LLPJohann Klein
BEEH & HAPPICH GMBH—
MEMBER OF RUSSELL
BEDFORD INTERNATIONALAlexander Kollmorgen
K&L GATES LLPJörg Kraffel
WHITE & CASEIris Kruse
REED SMITH LLPErnst-Otto Kuchenbrandt
DEUTSCHE BUNDESBANKBaerbel Kuhlmann
EYClaudia Kuhn
REED SMITH LLPAndreas Lange
MAYER BROWN LLPPeter Limmer
NOTARE DR. LIMMER
& DR. FRIEDERICHSteffen Lindemann
MAYER BROWN LLPKevin Löffler
SHEARMAN & STERLING LLPAndreas Löhdefink
SHEARMAN & STERLING LLPSacha Lürken
KIRKLAND & ELLIS LLPRoland Maaß
LATHAM & WATKINS LLPNora Matthaei
AVOCADO RECHTSANWÄLTEWerner Meier
SIMMONS & SIMMONS LLPFrank Mizera
REED SMITH LLPMarius Moeller
PWC GERMANYRositsa Nacheva
KIRKLAND & ELLIS LLPWolfgang Nardi
KIRKLAND & ELLIS LLPMartin Ostermann
MAGMA ARCHITECTUREDirk Otto
DENK RECHTSANWÄLTENadine Pieper
MAYER BROWN LLPJohn Piotrowski
JAKOBY RECHTSANWÄLTEMoritz Pottek
PRICEWATERHOUSECOOPERS
LEGAL AKTIENGESSELLSCHAFT
RECHTSANWALTSGESELLSCHAFTAnselm Reinertshofer
REED SMITH LLPSebastian Reinsch
JANKE & REINSCHMalte Richter
MAYER BROWN LLPMartina Rothe
ASHURST LLPJohn-Patrick Scherer
LATHAM & WATKINS LLPPhilip Schmidt
REED SMITH LLPJustus Schmidt-Ott
RAUE LLPVolker Schwarz
HEUSSEN
RECHTSANWALTSGESELLSCHAFT
MBHMike Silin
DHL CZECH REPUBLICKai Sebastian Staak
PRICEWATERHOUSECOOPERS
LEGAL AKTIENGESSELLSCHAFT
RECHTSANWALTSGESELLSCHAFTKolja Stehl
SHEARMAN & STERLING LLPKarl-Thomas Stopp
MOCK PARTNERSCHAFT VON
RECHTSANWÄLTEN MBBJürgen Streng
MAYER BROWN
INTERNATIONAL LLPStephan Strohenke
TOMIK-PARTNER MBBTobias Taetzner
PWC GERMANYHeiko Vogt
PANALPINA
WELTTRANSPORT GMBHUrte von Raczek
SCHUFA HOLDING AGChristopher Wagner
PRICEWATERHOUSECOOPERS
LEGAL AKTIENGESSELLSCHAFT
RECHTSANWALTSGESELLSCHAFTCarla Anna Barbara Weinhardt
WHITE & CASEMatthias Weissinger
SHEARMAN & STERLING LLPHartmut Wicke
NOTARE DR. WICKE
UND HERRLERMarco Wilhelm
MAYER BROWN LLPVictoria Willcox-Heidner
TOMIK-PARTNER MBBThomas Winkler
DOMUS AG—MEMBER
OF RUSSELL BEDFORD
INTERNATIONALStefan Wirsch
LATHAM & WATKINS LLPGerlind Wisskirchen
CMS HASCHÉ SIGLEUwe Witt
PRICEWATERHOUSECOOPERS
LEGAL AKTIENGESSELLSCHAFT
RECHTSANWALTSGESELLSCHAFT**GHANA**Solomon Ackom
GRIMALDI GHANA LTD.

George Kingsley Acquah

John Acquah
GRIMALDI GHANA LTD.Lily Acquaye
JLD & MB LEGAL
CONSULTANCYMarc Addae
MELMAC ELECTRICALSLarry Adjetej
LAW TRUST COMPANYStella Adu-Donkor
GYANDOH ASMAH & CO.Eric Afful-Baiden
METRO WORKS DEPARTMENTSena Agbekoh
AB & DAVIDBenjamin Agbotse
H & G ARCHITECTS
AND CONSULTANTSIrene Agyenim-Boateng
AB & DAVIDGeorge Ahiafor
XDS DATA GHANA LTD.Cecilia Akyeampong
PHYSICAL PLANNING
DEPARTMENTJonathan Amable
BENTSI-ENCHILL, LETSA
& ANKOMAH, MEMBER
OF LEX MUNDIMellisa Amarteifio
SAM OKUDZETO & ASSOCIATESNene Amegatcher
SAM OKUDZETO & ASSOCIATESIshmael Amuzu-Quaidoo
PWC GHANAKennedy Paschal Anaba
LAWFIELDS CONSULTINGWilfred Kwabena
Anim-Odame
LANDS COMMISSIONSylvester Appiah
ENSAFRICAAdwoa S. Asamoah-Addo
NANA AKUOKU SARPONG
& PARTNERSFred Asiamah-Koranteng
BANK OF GHANAKofi Asmah
GYANDOH ASMAH & CO.Isaac Bening
XDS DATA GHANA LTD.Thomas Blankson
XDS DATA GHANA LTD.C. Kwesi Buckman
ARCHI-DEV CONSULTAmanda Clinton
CLINTON CONSULTANCY—
BUSINESS REGULATORY
COMPLIANCE SPECIALISTSRachel Dagadu
ENSAFRICAKwasi Danso Amoah
KIMATHI & PARTNERSDiana Asonaba Dapaah
SAM OKUDZETO & ASSOCIATESRas Afful Davis
CLIMATE SHIPPING & TRADINGJerry Dei
SAM OKUDZETO & ASSOCIATESChristina Furler
FURLER ARCHITECTS LTD.Abeku Gyan-Quansah
PWC GHANARhoda Gyepi-Garbrah
NTRAKWAH & CO.Roland Horsoo
BOUYGUES CONSTRUCTIONMatilda Idun-Donkor
REINDORF CHAMBERSAmenu Kuenyehia
KIMATHI & PARTNERSKimathi Kuenyehia
KIMATHI & PARTNERSSusan-Barbara Kumapley
BENTSI-ENCHILL, LETSA
& ANKOMAH, MEMBER
OF LEX MUNDIMary Kwarteng
PWC GHANAGeorge Kwatia
PWC GHANAEric Nii Yarboi Mensah
SAM OKUDZETO & ASSOCIATESKwadwo Ntrakwah
NTRAKWAH & CO.Abena Ntrakwah-Mensah
NTRAKWAH & CO.Elikem Nutifafa Kuenyehia
ENSAFRICAWordsworth Odame Larbi
CONSULTANTJoyce Odoi
ENSAFRICAReginald Odoi
KIMATHI & PARTNERSSam Okudzeto
SAM OKUDZETO & ASSOCIATESMike Oppong Adusah
BANK OF GHANAPatience Puorideme
PHYSICAL PLANNING
DEPARTMENTCynthia Jumu Quarcoo
CQ LEGAL & CONSULTINGLaryea Quartey
BAKER TILLY ANDAH + ANDAH
CHARTERED ACCOUNTANTSBenjamin Quaye
MINISTRY OF LAND AND
NATURAL RESOURCES OF
THE REPUBLIC OF GHANAShirley Somuah
NTRAKWAH & CO.Theophilus Tawiah
NOBISFIELDS BARRISTERS
& SOLICITORSIvy Tetteh
METRO WORKS DEPARTMENTEbenezer Teye Agawu
CONSOLIDATED SHIPPING
AGENCIES LIMITEDM.C. Vasanani
CONSOLIDATED SHIPPING
AGENCIES LIMITEDThecla Wricketts
BENTSI-ENCHILL, LETSA
& ANKOMAH, MEMBER
OF LEX MUNDI**GREECE**Manolis Amariotakis
HELLENIC ELECTRICITY
DISTRIBUTION NETWORK
OPERATOR SASophia Ampoulidou
DRAKOPOULOS LAW FIRMEvangelos Angelopoulos
E. ANGELOPOULOS LAW OFFICEEve Athanasekou
HELLENIC NOTARY
ASSOCIATIONAmalia Balla
POTAMITIS-VEKRISElli Bereti
ELIAS PARASKEVAS
ATTORNEYS 1933

George Bersis
POTAMITIS-VEKRIS

Dimitris Bimpas
IME GSEVEE

Ira Charisiadou
CHARISIADOU LAW OFFICE

Viktoria Chatzara
IKRP ROKAS & PARTNERS

Theodora Christodoulou
KLC LAW FIRM

Alkistis Christofilou
IKRP ROKAS & PARTNERS

Leda Condoyanni
HELLENIC CORPORATE
GOVERNANCE COUNCIL

Eleni Dikonimaki
TEIRESIAS SA—BANK
INFORMATION SYSTEMS

Panagiotis Drakopoulos
DRAKOPOULOS LAW FIRM

Nikolaos Drosos
HELLENIC ELECTRICITY
DISTRIBUTION NETWORK
OPERATOR SA

Elisabeth Eleftheriades
KG—KYRIAKIDES
GEORGIOPOULOS LAW FIRM

Christina Faitakis
KARATZAS & PARTNERS
LAW FIRM

Katerina Filippatou
C. PAPACOSTOPOULOS
& ASSOCIATES

Sophia Foulari
COURT OF FIRST INSTANCE

George Frangistas
GEFRA

Spyros G. Pilios
GENESIS WORLD TRANS

Gerasimos Georgopoulos
GENIKO EMBORIKO
MITROO—GEMI

Antonis Giannakodimos
ZEPOS & YANNOPOULOS LAW
FIRM, MEMBER OF LEX MUNDI

Antonios Gkiokas
PWC GREECE

Christos Goulas
KREMALIS LAW FIRM,
MEMBER OF IUS LABORIS

Aikaterini Grivaki
PWC GREECE

Effie Ioannou
PANHELLENIC EXPORTERS
ASSOCIATION (PEA)

Charalampos G. Karampelis
KG—KYRIAKIDES
GEORGIOPOULOS LAW FIRM

Catherine Karatzas
KARATZAS & PARTNERS

Rita Katsoula
POTAMITIS-VEKRIS

Dionysios Kazaglis
SARANTITIS LAW FIRM

Anna Kazantzidou
VAINANIDIS ECONOMOOU &
ASSOCIATES LAW FIRM

Anastasia Kveleridou
KG—KYRIAKIDES
GEORGIOPOULOS LAW FIRM

Georgia Konstantinidou
DRAKOPOULOS LAW FIRM

Lena Kontogeorgou
NOTARY

Zafiria Kosmidou
KARATZAS & PARTNERS

Alexia Kourti
HELLENIC ELECTRICITY
DISTRIBUTION NETWORK
OPERATOR SA

Vasiliki (Cecilia) Kousouri
KG—KYRIAKIDES
GEORGIOPOULOS LAW FIRM

Dimitrios Kremalis
KREMALIS LAW FIRM,
MEMBER OF IUS LABORIS

Irene C. Kyriakides
KG—KYRIAKIDES
GEORGIOPOULOS LAW FIRM

Aggeliki Makri
KARATZAS & PARTNERS

Evangelos Margaritis
DRAKOPOULOS LAW FIRM

Emmanuel Mastromanolis
ZEPOS & YANNOPOULOS LAW
FIRM, MEMBER OF LEX MUNDI

Alexandros N. Metaxas
SARANTITIS LAW FIRM

Afroditi Milidou
KARATZAS & PARTNERS

Athena Moraiti
STRATOS—MORAITI—
STAMELOS LAW OFFICES

Marilisa Myrat
KARATZAS & PARTNERS

Anthony Narlis
CALBERSON SA

Anastasia Oikonomopoulou
KLC LAW FIRM

Kyriakos Oikonomou
MINISTRY OF JUSTICE

Athina Palli
ZEPOS & YANNOPOULOS LAW
FIRM, MEMBER OF LEX MUNDI

Elena Papachristou
ZEPOS & YANNOPOULOS LAW
FIRM, MEMBER OF LEX MUNDI

Christina Papanikolopoulou
ZEPOS & YANNOPOULOS LAW
FIRM, MEMBER OF LEX MUNDI

Stavros Papanionis
ACTION AUDITING
SA—MEMBER OF RUSSELL
BEDFORD INTERNATIONAL

Martha Papasotiriou
UNITYFOUR

Dimitris E. Paraskevas
ELIAS PARASKEVAS
ATTORNEYS 1933

Christos Paraskevopoulos
KARATZAS & PARTNERS

Orestis Pastelas
KLC LAW FIRM

Marios Petropoulos
KREMALIS LAW FIRM,
MEMBER OF IUS LABORIS

George Polychronakis
INCOFRUIT-HELLAS

Stathis Potamitis
POTAMITIS-VEKRIS

Vicky Psaltaki
SARANTITIS LAW FIRM

Mary Psylla
PWC GREECE

Paraskevi Res
IKRP ROKAS & PARTNERS

Orestis Rouchotas
SARAKINOS LAW

Vassiliki Salaka
KARATZAS & PARTNERS

Ioannis Sarakinos
SARAKINOS LAW

Nikolaos Siakantaris
UNITYFOUR

Konstantinos Siakoulis
GENIKO EMBORIKO
MITROO—GEMI

Chrysovalantou Stampouli
KREMALIS LAW FIRM,
MEMBER OF IUS LABORIS

Alexia Stratou
KREMALIS LAW FIRM,
MEMBER OF IUS LABORIS

Georgios Thanopoulos
IME GSEVEE

Athanasios Thodorou

John Tripidakis
JOHN TRIPIDAKIS &
ASSOCIATES LAW FIRM

Kimón Tsakiris
KG—KYRIAKIDES
GEORGIOPOULOS LAW FIRM

Efthymia Tsaplari
KREMALIS LAW FIRM,
MEMBER OF IUS LABORIS

Antonios Tsavdaridis
IKRP ROKAS & PARTNERS

Panagiota Tsinouli
KG—KYRIAKIDES
GEORGIOPOULOS LAW FIRM

Panagiota D. Tsitsa
NOTARY PANAGIOTA TSITSA

Alexia Tzouni
POTAMITIS-VEKRIS

Giorgos Vavatsioulas
ZEPOS & YANNOPOULOS LAW
FIRM, MEMBER OF LEX MUNDI

Konstantinos Vlachakis
NOTARY

Sofia Xanthoulea
JOHN TRIPIDAKIS &
ASSOCIATES LAW FIRM

Fredy Yatraco
PWC GREECE

GRENADA

DANNY WILLIAMS & CO.

GRENADA ELECTRICITY
SERVICES LTD.

PHYSICAL PLANNING UNIT

W.R. Agostini
W.R. AGOSTINI & CO.

Raymond Anthony
RAYMOND ANTHONY & CO.

James Bristol
HENRY, HENRY & BRISTOL

Michelle Emmanuel-Steele
VERITAS LEGAL

Melissa Garraway
SEON & ASSOCIATES

Kim George
KIM GEORGE & ASSOCIATES

Carlyle Glean Jr.
GLEAN'S CONSTRUCTION
& ENGINEERING CO.

Cyrus Griffith
LABOUR DEPARTMENT

Annette Henry
MINISTRY OF LEGAL AFFAIRS

Keith Hosten
HOSTEN'S (ELECTRICAL
SERVICES) LTD.

Ernie James
MINISTRY OF ECONOMIC
DEVELOPMENT, PLANNING,
TRADE, COOPERATIVES AND
INTERNATIONAL BUSINESS

Cheney Joseph
TROPICAL SHIPPING

Gaius Archaelaus Joseph
GRANT JOSEPH & CO.
MEMBER OF LEX MUNDI

Henry Joseph
PKF INTERNATIONAL

Alicia C. Lawrence
SAMUEL PHILLIP & ASSOCIATES

Alison Carvel Lett
CUSTOMS

Gail Ann Newton
GRENADA PORT AUTHORITY

Rene Parkes
CUSTOMS

Karen Samuel
SAMUEL PHILLIP & ASSOCIATES

Safiya Sawney
TRADSHIP INTERNATIONAL

Valentino Sawney
TRADSHIP INTERNATIONAL

David R. Sinclair
SINCLAIR ENTERPRISES LIMITED

Michael Stephen
INLAND REVENUE DEPARTMENT

Alana Twum-Barimah
SUPREME COURT REGISTRY

Shireen Wilkinson
WILKINSON, WILKINSON
& WILKINSON

GUATEMALA

PROTECTORA DE
CRÉDITO COMERCIAL

Leonel Alarcon
GRUPO SANTA FE

Erwin Ronaldo Alvarez Urbina
INSTAELECTRA XPRESS

Pedro Aragón
ARAGÓN & ARAGÓN

Jorge Luis Arenales de la Roca
ARIAS

José Alejandro Arévalo
Alburez
SUPERINTENDENCIA DE BANCOS

Hugo Arévalo Perez
PKF ARÉVALO PEREZ, IRALDA
Y ASOCIADOS LTD.

Elias Arriaza Sáenz
CONSORTIUM—RACSA

Cindy Arrivillaga
ARIAS LAW

Rodrigo Barillas Garcia
NOVALES ABOGADOS

Jorge Rolando Barrios
BONILLA, MONTANO,
TORIELLO & BARRIOS

Elmer Erasmo Beltetón
Morales
REGISTRO GENERAL
DE LA PROPIEDAD DE
GUATEMALA (RGP)

Axel Beteta
CARRILLO & ASOCIADOS

Edgar Bran
BANCO PROMERICA

Génesis Burgos
CARRILLO & ASOCIADOS

Carlos Cabrera
CENTRAL LAW (GUATEMALA)

Emanuel Callejas
CARRILLO & ASOCIADOS

Natalia Callejas Aquino
AGUILAR CASTILLO LOVE

Rodrigo Callejas Aquino
CARRILLO & ASOCIADOS

Jose Francisco Asensio Camey
BANCO PROMERICA

Delia Cantoral
EY

Juan Carlos Castillo Chacón
AGUILAR CASTILLO LOVE

Maria Mercedes Castro
GARCÍA & BODÁN

Juan Carlos Chavarria
EY

Juan Luis De la Roca
REGISTRO MERCANTIL

Juan Pedro Falla
RUIZ SKINNER-KLEE & RUIZ

Claudia Lavinia Figueroa
REGISTRO GENERAL
DE LA PROPIEDAD DE
GUATEMALA (RGP)

Lauriano Figueroa
ORGANISMO INTERNACIONAL
REGIONAL DE SANIDAD
AGROPECUARIA (OIRSA)

Eduardo Font
SYMMETRIC

Rafael Garavito
BUFETE GARAVITO

Paola Haase
QIL+4 ABOGADOS SA

Carlos Guillermo Herrera
REGISTRO GENERAL
DE LA PROPIEDAD DE
GUATEMALA (RGP)

Siomara Arevalo Iralda de
Gutierrez
PKF ARÉVALO PEREZ, IRALDA
Y ASOCIADOS LTD.

Pamela Jimenez
ARIAS LAW

Elisa Lacs
ARIAS LAW

Eva Maria Lima
MUNICIPALIDAD DE
GUATEMALA

Federico Linares
BANCO G&T CONTINENTAL

Ruy Llanera
COMERICAL AMERICANA DE
CONSTRUCCIONES (CONAME)

Andres Lowenthal
QIL+4 ABOGADOS SA

Maria Isabel Luján Zilbermann
QIL+4 ABOGADOS SA

Juan Andrés Marroquín
CARRILLO & ASOCIADOS

César Enrique Marroquín
Fernández
SUPERINTENDENCIA DE BANCOS

Marco Antonio Martinez
CPS LOGISTICS

Luis Pedro Martínez
QIL+4 ABOGADOS SA

Magbis Mardoqueo Méndez
López
REGISTRO GENERAL
DE LA PROPIEDAD DE
GUATEMALA (RGP)

Ricardo Mendez Tello
EEGSA

Pedro Mendoza Montano
IURISCONSULTI ABOGADOS
Y NOTARIOS

Jorge Luis Molina del Cid
ARIAS

Edvin Montoya
LEXINCORP

Ernesto Morales

Maria Fernanda Morales
Pellecer
MAYORA & MAYORA SC

Carlos Ortega
MAYORA & MAYORA SC

Jorge A. Osoy
MUNICIPALIDAD DE
GUATEMALA

Erick Palomo
REGISTRO GENERAL
DE LA PROPIEDAD DE
GUATEMALA (RGP)

Claudia Pereira
MAYORA & MAYORA SC

Mélida Pineda
CARRILLO & ASOCIADOS

Edi Orlando Pineda Ramírez
SUPERINTENDENCIA DE BANCOS

Rafael Pinto
MAYORA & MAYORA SC

Gabriela Posadas
QIL+4 ABOGADOS SA

Manuel Ramírez
EY

Diego Ramírez Bathen
GRUPO ICC

Carla Beatriz Ramírez Cabrera
DÍAZ-DURÁN & ASOCIADOS
CENTRAL LAW

Evelyn Rebuli
QIL+4 ABOGADOS SA

Ada Celeste Rios Cruz De
Sandoval
REGISTRO DE GARANTIAS
MOBILIARIAS

Cristina Rodríguez
CONSORTIUM—RACSA

Alfredo Rodríguez Mahuad
CONSORTIUM—RACSA

Jose Rosales
GARCÍA & BODÁN

Luis Alfonso Ruano
CGW

Ricardo Santa Cruz Rubi
AGEXPORT

Alejandro Solares
QIL+4 ABOGADOS SA

Claudia Solares
REGISTRO DE GARANTIAS
MOBILIARIAS

Klamcy Solorzano
MUNICIPALIDAD DE
GUATEMALA

Ximena Tercero
ARIAS LAW

Arelis Yariza Torres de Alfaro
SUPERINTENDENCIA DE BANCOS

Augusto Valenzuela
ASOCIACIÓN IBEROAMERICANA
DE DERECHO DEL TRABAJO Y
DE LA SEGURIDAD SOCIAL—
GUILLERMO CABANELLAS

Maria Fernanda Valenzuela
Chapetón
VALENZUELA HERRERA
& ASOCIADOS

Rodrigo Valladares
REGISTRO MERCANTIL

Juan Carlos Varela Ruano
BUFETE VARELA &
ASOCIADOS

Elmer Vargas
PACHECO COTO

Ivar Vega
RV INSTALACIONES

Rudy Villatoro
AGUILAR CASTILLO LOVE

Marlon Virula
EY

Kristin Volcippella
MAYORA & MAYORA SC

Rogelio Zarceño Gaitán
SIGNATURELEX

Federico Zelada
CONSORTIUM—RACSA

GUINEA

Diabaté Abass
MINISTÈRE DES
TRAVAUX PUBLICS

Yves Constant Amani
CABINET D'AVOCATS
BAO & FILS

Pierre Kodjo Avode
SYLLA & PARTNERS

Ayelama Bah
NOTAIRE AYLAMA BAH

Soulaïmane Balde
NIMBA CONSEIL SARL

Mamdou Bombi Baldi

Mamadou Barry
MINISTÈRE DE LA
CONSTRUCTION, DE
L'URBANISME ET HABITAT

Mody Sory Barry
DIRECTION NATIONALE
DES IMPÔTS

Mouhamed Lamine Bayo
APIP GUINÉE—AGENCE
DE PROMOTION DES
INVESTISSEMENTS PRIVÉS

Ismaila Camara
MAERSK LOGISTICS SA

Issa Camara
DIRECTION NATIONALE
DES IMPÔTS

Mamadouba Sanoussy
Camara
CABINET D'ETUDE SANOUSSY

Souleymane Camara

Francis Charles Haba
CABINET BABADY ET
FRANCIS SCPA

Eric Benjamin Colle
TOPAZ MULTI-INDUSTRIES SARL

Fatoumata Condé
APIP GUINÉE—AGENCE
DE PROMOTION DES
INVESTISSEMENTS PRIVÉS

Gabriel Curtis
APIP GUINÉE—AGENCE
DE PROMOTION DES
INVESTISSEMENTS PRIVÉS

Diallo Alpha Oumar Dabola
ORDRE NATIONAL
DES ARCHITECTES

Zakaria Diakité

Ahmadou Diallo
CHAMBRE DES NOTAIRES

Mamadou Aliou Diallo
GROUPE MAD

Youssef Diallo
CHAMBRE DES NOTAIRES

Hann Dienaba Keita
APIP GUINÉE—AGENCE
DE PROMOTION DES
INVESTISSEMENTS PRIVÉS

Kabine Doumbouya
MINISTÈRE DE LA
CONSTRUCTION, DE
L'URBANISME ET HABITAT

Barry Fatoumata
CABINET ARCHI PLUS

Mohamed Lamine Fofana
APIP GUINÉE—AGENCE
DE PROMOTION DES
INVESTISSEMENTS PRIVÉS

Naby Moussa Fofana
BANQUE CENTRALE DE
GUINÉE (BCRG)

Soukeina Fofana
BANQUE CENTRALE DE
GUINÉE (BCRG)

Guy Laurent Fondjo
AFRILAND FIRST BANK

Joachim Gbilimou
AVOCAT

Morike Kaba
BOLLORE LOGISTICS

Saran Madigbè Kaba
SYLLA & PARTNERS

Fara Anselme Kamano
ADMINISTRATION DES
GRANDS PROJETS ET DES
MARCHÉS PUBLICS

Diawara Karamokoba
APIP GUINÉE—AGENCE
DE PROMOTION DES
INVESTISSEMENTS PRIVÉS

Aribot Karim
DIRECTION NATIONALE
DES IMPÔTS

Namory Keita
DIRECTION NATIONALE
DES IMPÔTS

Mariama Ciré Keita Diallo

Jean Wogbo Koivogui
APIP GUINÉE—AGENCE
DE PROMOTION DES
INVESTISSEMENTS PRIVÉS

Houssein Kolda
NIMBA CONSEIL SARL

Maténin Kourouma
APIP GUINÉE—AGENCE
DE PROMOTION DES
INVESTISSEMENTS PRIVÉS

Nounké Kourouma
ADMINISTRATION DES
GRANDS PROJETS ET DES
MARCHÉS PUBLICS

Boua Kouyaté
SECRÉTARIAT DU DIALOGUE
PERMANENT PUBLIC-PRIVÉ

Gbamon Kpoulomou
TRIBUNAL DE PREMIÈRE
INSTANCE DE MAFANCO

Pierre Lamah
COMMISSION NATIONALE
OHADA DE GUINÉE

Soumah Mohamed Lamine
Sidiki

Kaba Mady
ORDRE NATIONAL
DES ARCHITECTES

Kaba Moriba
CABINET D'AVOCAT
KABA MORIBA

Raffi Raja
CABINET KOÛMY

Dramé Rougui

Mamadou Saliou Baldé
MINISTÈRE DE LA
CONSTRUCTION, DE
L'URBANISME ET HABITAT

David Sandouno
BUREAU DES TRAVAUX
TOPOGRAPHIQUES

Youssef Soumahoro
KBS GUINÉE

Ibrahim Sow
AFRIMARINE SARL

Mohamed Sidiki Sylla
SYLLA & PARTNERS

Mohamed Lamine Touré
BANQUE CENTRALE DE
GUINÉE (BCRG)

Fatoumata Yari Soumah
Yansane
OFFICE NOTARIAL

GUINEA-BISSAU

BCEAO

CREDITINFO VOLO

Duarte Amaral da Cruz
MC&A—SOCIEDADE
DE ADVOGADOS RL

Luis Antunes
LUFTEC—TÉCNICAS
ELÉCTRICAS LDA

Tiago Bastos
AICEP PORTUGAL GLOBAL

Malam Cassama
PRIVATE SECTOR
REHABILITATION AND
AGRO-INDUSTRIAL
DEVELOPMENT PROJECT

Januario Pedro Correia
BANCO DA ÁFRICA
OCCIDENTAL

Seco Dafe
BANCO DA ÁFRICA
OCCIDENTAL

Aminata Djalo
MADJENS SARL

Mamadjan Djalo
MADJENS SARL

Neil Gomes Pereira
CENTRO DE FORMALIZAÇÃO
DE EMPRESAS

Monica Indamy
BISSAU FIRST INSTANCE COURT,
COMMERCIAL DIVISION

Octávio Lopes
GB LEGAL—MIRANDA
ALLIANCE

Suzette Maria Lopes da Costa
Graça
CONSERVATÓRIA DO REGISTO
PREDIAL, COMERCIAL
E AUTOMÓVEL

Gregorio Malu
TRANSMAR SERVICES LDA

Miguel Mango
AUDI—CONTA LDA

Duarte Marques da Cruz
MC&A—SOCIEDADE
DE ADVOGADOS RL

Vitor Marques da Cruz
MC&A—SOCIEDADE
DE ADVOGADOS RL

Marciano Mendes
EQUITAS-ADVOCACIA &
CONSULTORIA JURIDICA

Ismael Mendes de Medina
GB LEGAL—MIRANDA
ALLIANCE

Ruth Monteiro
TSK LEGAL ADVOGADOS
E JURISCONSULTOS

Halen Armando Napoco
EQUITAS-ADVOCACIA &
CONSULTORIA JURIDICA

Rosário Paixão
MIRANDA &
ASSOCIADOS—SOCIEDADE
DE ADVOGADOS, SP, RL

Eduardo Pimentel
CENTRO DE FORMALIZAÇÃO
DE EMPRESAS

Ana Pinelas Pinto
MIRANDA &
ASSOCIADOS—SOCIEDADE
DE ADVOGADOS, SP, RL

Carlos Pinto Pereira
PINTO PEREIRA & ASSOCIADOS

Tony Luis Pires

Dickson Seidi
ARQUIDIS ESTUDOS
E PROJECTOS

Fernando Tavares
TRANSMAR SERVICES LDA

Fernando Teixeira
ORDEM NACIONAL
DOS ARQUITECTOS

Gabriel Umabano
TSK LEGAL ADVOGADOS
E JURISCONSULTOS

GUYANA

DIGICOM

NOEL'S ELECTRICAL &
ENGINEERING SERVICES

RODRIGUES ARCHITECTS LTD.

Wiston Beckles
CORREIA & CORREIA LTD.

Marcel Bobb
FRASER, HOUSTY
& YEARWOOD
ATTORNEYS-AT-LAW

Desmond Correia
CORREIA & CORREIA LTD.

Lucia Desir-John
D & J SHIPPING SERVICES

Orin Hinds
BHW ARCHITECTS

Renford Homer
GUYANA POWER & LIGHT INC.

Nigel Hughes
HUGHES FIELDS & STOBY

Kalam Azad Juman-Yassin
GUYANA OLYMPIC
ASSOCIATION

Kashir Khan
KHANS CHAMBERS

Rhonda La Fargue
GUYANA POWER & LIGHT INC.

Rakesh Latchana
RAM & MCRAE CHARTERED
ACCOUNTANTS

Edward Luckhoo
LUCKHOO & LUCKHOO

Harry Noel Narine
PKF INTERNATIONAL

Clarence Antony Nigel Hughes
HUGHES FIELDS & STOBY

Charles Ogle
MINISTRY OF LABOUR,
HUMAN SERVICES AND
SOCIAL SECURITY

Carolyn Paul
AMICE LEGAL
CONSULTANTS INC.

Christopher Ram
RAM & MCRAE CHARTERED
ACCOUNTANTS

Ronald Roberts
INDEPENDENT CONTRACTOR

Ryan Ross
GUYANA POWER & LIGHT INC.

Judy Semple-Joseph
CREDITINFO GUYANA

Leslie Sobers
ATTORNEY-AT-LAW

Asa Stuart Shepherd
HUGHES FIELDS & STOBY

Josephine Whitehead
CAMERON & SHEPHERD

Horace Woolford
GUYANA POWER & LIGHT INC.

Roger Yearwood
BRITTON, HAMILTON & ADAMS

HAITI

BANQUE DE LA
RÉPUBLIQUE D'HAÏTI

Theodore Achille III
UNOPS

Marc Kinson Antoine
ADEKO ENTERPRISES

Larissa Bogat
CABINET LISSADE

Erica Bouchereau Godefroy
BROWN LEGAL GROUP

Jean Baptiste Brown
BROWN LEGAL GROUP

Martin Camille Cangé
ELECTRICITÉ D'HAÏTI

Diggan d'Adesky
D'ADESKY IMPORT EXPORT SA

Jean-Joseph Exume
VANDAL & VANDAL

Sylvie Handal
HUDICOURT-WOOLLEY

Nadyne M. Joseph
UNIBANK

Christopher Khawly
CABINET LISSADE

Luigi Mahfoud
CABINET SALES

Dieuphète Maloir
SAM CONSTRUCTION

Joel Nexil
AIR COURRIER & SHIPPING

Jean Yves Noël
NOËL, CABINET
D'EXPERTS-COMPTABLES

Joseph Paillant
BUCOFISC

Micosky Pompilus
CABINET D'AVOCATS
CHALMERS

Cassandra Reimers
CARIFRESH SA

Margarette Antoine Sanon
CABINET MARGARETTE
ANTOINE SANON

Michel Succar
CABINET LISSADE

Salim Succar
CABINET LISSADE

Sibylle Theard Mevs
THEARD & ASSOCIES

Antoine Turnier
FIRME TURNIER—COMPTABLE
PROFESSIONNELS AGRÉÉS
CONSEILS DE DIRECTION

Jean Vandal
VANDAL & VANDAL

HONDURAS

CNBS—COMISIÓN NACIONAL
DE BANCOS Y SEGUROS

COMISIÓN NACIONAL
DE ENERGÍA

GARCÍA & BODÁN

TRANSUNION

Mario Agüero

ARIAS LAW

Daniel Aguilera
TRANSCOMA

Edward Aguilera
TRANSCOMA

Olvin Aguilera
TRANSCOMA

Vanessa Aguilera
TRANSCOMA

Juan José Alcerro Milla
AGUILAR CASTILLO LOVE

Valmir Araujo
OPERADORA PORTUARIA
CENTROAMERICANA

José Simón Azcona
INMOBILIARIA ALIANZA SA

Vanessa Borjas
HONDURAS LOGISTIC

Thomas Brown
PCS CENTRAL AMERICA

Andrea Casco
BUFETE CASCO & ASOCIADOS

Jorge Omar Casco
BUFETE CASCO & ASOCIADOS

Tania Vanessa Casco
BUFETE CASCO & ASOCIADOS

Natalie Ann Cooper Umaña
INVERSIONES CELAQUE SA

Alejandra Cruz
CASCO-FORTIN, CRUZ
& ASOCIADOS

Jorge Erazo
PCS CENTRAL AMERICA

Jose Luis Haya
ARQUITECNIC

Jesús Humberto Medina-Alva
CENTRAL LAW

Juan Carlos Mejía Cotto
INSTITUTO DE LA PROPIEDAD

Iván Alfredo Vigil Molina
ABOGADO

Ramón E. Morales
PWC HONDURAS

Gabriela Padilla
CASCO-FORTIN, CRUZ
& ASOCIADOS

Dino Rietti
ARQUITECNIC

Ruth Lorena Rivera
GRUPO VESTA

José Rafael Rivera Ferrari
CONSORTIUM LEGAL

Milton Gabriel Rivera Urquía
PWC HONDURAS

Enrique Rodríguez Burchard
AGUILAR CASTILLO LOVE

Fanny Rodríguez del Cid
ARIAS LAW

René Serrano
ARIAS LAW

Juan Sinclair
EMPRESA NACIONAL DE
ENERGÍA ELÉCTRICA

Melissa Torres
HONDURAS LOGISTIC

Mariano Turnes
OPERADORA PORTUARIA
CENTROAMERICANA

Lizzeth Villatoro
CASCO-FORTIN, CRUZ
& ASOCIADOS

Mauricio Villeda Jr.
GUTIERREZ FALLA
& ASOCIADOS

Carroll Vilorio
AGUILAR CASTILLO LOVE

Roberto Williams
CASCO-FORTIN, CRUZ
& ASOCIADOS

Mario Rubén Zelaya
ENERGÍA INTEGRAL
S. DE RL DE CV

Benito Arturo Zelaya Cáliz
LEXINCORP

HONG KONG SAR, CHINA

KPMG HONG KONG

William Barber
REED SMITH RICHARDS BUTLER

Agnes Chan
EY

Albert P.C. Chan
THE HONG KONG
POLYTECHNIC UNIVERSITY

Bryan Chan
SQUIRE PATTON BOGGS

Nick Chan
SQUIRE PATTON BOGGS

Vashi Chandiramani
EXCELLENCE INTERNATIONAL

Jacqueline Chiu
MAYER BROWN JSM

Tony Chu
VICTON REGISTRATIONS LTD.

Jimmy Chung
RUSSELL BEDFORD HONG
KONG—MEMBER OF RUSSELL
BEDFORD INTERNATIONAL

Jorge Forton
DUN & BRADSTREET (HK) LTD.

Wilson Fung
MAYER BROWN JSM

Delpha Ho
REED SMITH RICHARDS BUTLER

Keith Man Kei Ho
WILKINSON & GRIST

John Robert Illees
JLA-ASIA

Kelvin Ip
RONALD LU & PARTNERS
(HK) LTD.

Kwok Leung Kan
MERRY CHINA ASIA LIMITED

Kathy Kun
EY

Ying Wah Kwok
INLAND REVENUE
DEPARTMENT, HKSAR

Peter Kwon
ASHURST HONG KONG

Billy Lam
MAYER BROWN JSM

Kai Chiu Lam
CLP POWER HONG
KONG LIMITED

Tiffany Lam
WHITE & CASE

Eva Lau
THE LAND REGISTRY
OF HONG KONG

Ka Shi Lau
BCT FINANCIAL LIMITED (BCTF)/
BANK CONSORTIUM TRUST
COMPANY LIMITED (BCTC)

Tiffany Lau
PWC HONG KONG

Charles Lee
PWC HONG KONG

Gina Lee
TRANSUNION LIMITED

Charles Leung
REED SMITH RICHARDS BUTLER

Pal Leung
EFFICIENCY OFFICE,
INNOVATION AND
TECHNOLOGY BUREAU,
HKSARG

Samuel Li
SAMUEL LI & CO
SOLICITORS & NOTARIES

Jenny Liu
ASHURST HONG KONG

Terry LK Kan
SHINewing SPECIALIST
ADVISORY SERVICES LIMITED

David Lui
AECOM ASIA
COMPANY LIMITED

Psyche S.F. Luk
FAIRBAIRN CATLEY
LOW & KONG

Angel Ng
REED SMITH RICHARDS BUTLER

Mat Ng
JLA-ASIA

James Ngai
RUSSELL BEDFORD HONG
KONG—MEMBER OF RUSSELL
BEDFORD INTERNATIONAL

Kok Leong Ngan
CLP POWER HONG
KONG LIMITED

Jeremy Or
REED SMITH RICHARDS BUTLER

Martinal Quan
METOPRO ASSOCIATES LIMITED

Hin Han Shum
SQUIRE PATTON BOGGS

Holden Slutsky
PACIFIC CHAMBERS

Keith Tam
DUN & BRADSTREET (HK) LTD.

Tammie Tam
MAYER BROWN JSM

Yuk Ting Fiona Fok
JLA-ASIA

Anita Tsang
PWC HONG KONG

William Tsang
Y H TSANG & CO.

Lawrence Tsong
TRANSUNION LIMITED

Paul Tsui
HONG KONG ASSOCIATION
OF FREIGHT FORWARDING
& LOGISTICS LTD. (HAFFA)

King Wai Leonard Chan
JLA-ASIA

Neona Wang
TRANSUNION LIMITED

Christopher Whiteley
ASHURST HONG KONG

Charlton Wong
AECOM ASIA
COMPANY LIMITED

Fergus Wong
PWC HONG KONG

Lillian Wong
REED SMITH RICHARDS BUTLER

Martin Wong
THE OFFICIAL RECEIVER'S
OFFICE OF THE SPECIAL
ADMINISTRATIVE REGION
OF HONG KONG

Ping Fai Wong
WELLDONE ENGINEERING
CO. LTD.

Erica Xiong
RUSSELL BEDFORD HONG
KONG—MEMBER OF RUSSELL
BEDFORD INTERNATIONAL

Yuan Xu
SHANDONG STARMEN CO. LTD.

Jenny Yeung
EFFICIENCY OFFICE UNDER
THE INNOVATION AND
TECHNOLOGY BUREAU

Shirley Yeung
EFFICIENCY OFFICE UNDER
THE INNOVATION AND
TECHNOLOGY BUREAU

Kwok Kuen Yu
COMPANIES REGISTRY

HUNGARY

DVM GROUP

NATIONAL TAX AND
CUSTOMS ADMINISTRATION

Balázs Balog
REIT, ANTALL, VÁRSZEGI
& PARTNERS LAW FIRM

Dora Balogh
SÁNDOR SZEGEDI
SZENT-IVÁNY KOMÁROMI
EVERSHEDS SUTHERLAND

Farkas Bárony
PRICEWATERHOUSECOOPERS
HUNGARY LTD.

Gábor Baruch
BARUCH LAW OFFICE

Sándor Békési
PARTOS & NOBLET
HOGAN LOVELLS

Sándor Benkei
ÓBUDA-ÚJLAK ZRT

Hédi Bozsonyik
SZÉCSKAY ATTORNEYS-AT-LAW

Sárosi Csanád
ÓBUDA-ÚJLAK ZRT

Zsuzsanna Cseri
CSERI & PARTNERS
LAW OFFICES

Varga Emese
ÓBUDA-ÚJLAK ZRT

Fanni Farkas
PARTOS & NOBLET
HOGAN LOVELLS

Tamas Feher
JALSOVSKY LAW FIRM

Gyula Gábrriel
BOGSCH & PARTNERS

Laszlo Gaspar
FBIS ARCHITECTS

Mihály Gerhát
PRICEWATERHOUSECOOPERS
HUNGARY LTD.

Ervin Gombos
GMBS KFT

Tamás Halmos
PARTOS & NOBLET
HOGAN LOVELLS

Dóra Horváth
RETI, ANTALL, VÁRSZEGI
& PARTNERS LAW FIRM

Végh István
DR. VEGH ISTVAN LAW OFFICE

Andrea Jádi Németh
BPV | JÁDI NÉMETH
ATTORNEYS-AT-LAW

Atilla Jambor
DR. JÁMBOR ATTILA
LAW OFFICE

Pattantyús Judit
ÓBUDA-ÚLLAK ZRT

Ferenc Kalla
GTF KFT

Gábor Kertész
BDO HUNGARY

Andrea Kládva
CSERI & PARTNERS
LAW OFFICES

Gábor Kószó
PARTOS & NOBLET
HOGAN LOVELLS

Csaba Kovács
ELMŰ HÁLÓZATI KFT

Gergely Kovács
BOGSCH & PARTNERS

Tamas Locsei
PRICEWATERHOUSECOOPERS
HUNGARY LTD.

Kinga Mekler
SÁNDOR SZEGEDI
SZENT-IVÁNY KOMÁROMI
EVERSHEDS SUTHERLAND

László Mohai
MOHAI LAW OFFICE

Noemi Nacsa
GMBS KFT

Gyorgy Nadas
UNIVERSITY OF DEBRECEN

Viktor Nagy
BISZ CENTRAL CREDIT
INFORMATION PLC

Sándor Németh
SZÉCSKAY ATTORNEYS-AT-LAW

Christopher Noblet
PARTOS & NOBLET
HOGAN LOVELLS

Örs Péntes

Sipka Péter
UNIVERSITY OF DEBRECEN

Eszter Piller
PRICEWATERHOUSECOOPERS
HUNGARY LTD.

Henriett Rabb
UNIVERSITY OF DEBRECEN

Rita Rado
CSERI & PARTNERS
LAW OFFICES

Richard Safcsak
BISZ CENTRAL CREDIT
INFORMATION PLC

István Sándor
KELEMEN, MESZAROS,
SANDOR & PARTNERS

Zsófia Siegler
BDO HUNGARY

Zsuzsanna Szabó
SÁNDOR SZEGEDI
SZENT-IVÁNY KOMÁROMI
EVERSHEDS SUTHERLAND

Szilvia Szelezcky
BUDAPEST 1ST DISTRICT
MUNICIPALITY

Ágnes Szent-ivány
SÁNDOR SZEGEDI
SZENT-IVÁNY KOMÁROMI
EVERSHEDS SUTHERLAND

Angéla Szőke
BDO HUNGARY

Jenő Szöllősy
ICT EURÓPA FINANCE LTD.

Adám Tóth
DR. TÓTH ÁDÁM
KÖZJEGYZŐI IRODA

Daniel Veres
JALSOVSKY LAW FIRM

József Vizer
RSM HUNGARY TAX AND
FINANCIAL ADVISORY
SERVICES PLC

Miklós Weiczner
PARTOS & NOBLET
HOGAN LOVELLS

Marton Leo Zaccaria
UNIVERSITY OF DEBRECEN

ICELAND

REYKJAVIK MUNICIPAL
BUILDING CONTROL OFFICER

Benedikt Egill Árnason
LOGOS, MEMBER
OF LEX MUNDI

Guðrún Birgisdóttir
LOGIA LAW OFFICE

Dadi Bjarnason
LAGAHOVOLL SLF

Karen Bragadóttir
TOLLSTJÓRI—DIRECTORATE
OF CUSTOMS

Margret Anna Einarssdóttir
JONATANSSON & CO.
LEGAL SERVICES

Eymundur Einarsson
ENDURSKOÐUN OG
RÁÐGJÖF EHF

Ásta Margrét Eiríksdóttir
BBA LEGAL

Ólafur Eiríksson
LOGOS, MEMBER
OF LEX MUNDI

Hjörtur Grétarsson
REGISTERS ICELAND

Anna Björg Guðjónsdóttir
BBA LEGAL

Guðrún Guðmundsdóttir
JÓNAR TRANSPORT

Marta Guðrún Blöndal
COURT OF ARBITRATION
OF THE ICELAND CHAMBER
OF COMMERCE

Halldor Karl Halldorsson
FJELDSTED & BLÖNDAL
LEGAL SERVICES

Reynir Haraldsson
JÓNAR TRANSPORT

Hörður Davíð Harðarson
TOLLSTJÓRI—DIRECTORATE
OF CUSTOMS

Jón Ingi Ingibergsson
PWC ICELAND

Aðalsteinn E. Jónasson
LEX LAW OFFICES

Hróbjartur Jónatansson
JÓNATANSSON & CO.
LEGAL SERVICES

Jóhanna Áskels Jónsdóttir
PWC ICELAND

Axel Ingi Magússon
JÓNATANSSON & CO.
LEGAL SERVICES

Björn Mar Olafsson
PWC ICELAND

Kristján Pálsson
JÓNAR TRANSPORT

Ásgeir Á. Ragnarsson
BBA LEGAL

Jóhann Tómas Sigurðsson
LAGAHOVOLL SLF

Rúnar Svavar Svavarsson
VEITUR, DISTRIBUTION-
ELECTRICAL SYSTEM

Jón Þórarinnsson
CREDITINFO ICELAND

Helgi Þór Þorsteinsson
LEX LAW OFFICES

Steinþór Þorsteinsson
TOLLSTJÓRI—DIRECTORATE
OF CUSTOMS

Agla Eir Vilhjálmssdóttir
COURT OF ARBITRATION
OF THE ICELAND CHAMBER
OF COMMERCE

Jon Vilhjálmsson
EFLA CONSULTING ENGINEERS

INDIA

AUM ARCHITECTS

BRIHANMUMBAI CUSTOM
BROKERS ASSOCIATION

CONSULTA JURIS

GEO-CHEM LABS

SGS INDIA

SHREE GAYATRI ORGANIC
AND HERBAL PRODUCTS

Ajay Abad
SKP BUSINESS CONSULTING LLP

Alfred Adebare
LEXCOUNSEL

Ca Surabhi Agarwal
SS KOTHARI MEHTA & CO.

Kritika Agarwal
MAJUMDAR & PARTNERS

Vivek Kumar Agarwal
LUTHRA & LUTHRA
LAW OFFICES

Amish Agashiwala
ARCHITECT

Omrakash Agrawal
NAGARKOT FORWARDERS
PVT. LTD.

Saloni Agrawal
NAGARKOT FORWARDERS
PVT. LTD.

Subhash Agrawal
JAWAHARLAL NEHRU
CUSTOMS HOUSE

Nishant Ahlawat
NISHANT AHLAWAT
LAW OFFICES

Uday Singh Ahlawat
AHLAWAT & ASSOCIATES

Sidhant Ajmera
KNM & PARTNERS

Vinod Ambavat
AMBAVAT JAIN &
ASSOCIATES LLP

Abhishek Anand
D.S. LEGAL

Bharat Anand
O.P. KHAITAN & CO.

Harshit Anand
TRILEGAL

Nand Gopal Anand
JURIS CORP

Pravin Anand
ANAND AND ANAND

Kalyan Arambam
I.L.A. PASRICH & COMPANY

Rajeev Awasthi
AWASTHI AND ASSOCIATES

Tarun Baidya
VARDHAMAN CUSTOMS
CLEARING & FORWARDING
AGENCIES

Shashi Bala
MUNICIPAL CORPORATION
OF GREATER MUMBAI

P. V. Balasubramaniam
BFS LEGAL

Pallavi Banerjee
J. SAGAR ASSOCIATES,
ADVOCATES & SOLICITORS

Pritam Banerjee
DEUTSCHE POST DHL GROUP

Neeraj Bansal
JAWAHARLAL NEHRU
PORT TRUST

Sanchit Bansal
KPMG

Hardeep Batra
CENTRAL BOARD OF
EXCISE & CUSTOMS

Neeraj Bhagat
NEERAJ BHAGAT & CO.

Gargi Bhagwat
DIVEKAR BHAGWAT
AND COMPANY

M.L. Bhakta
KANGA & CO.

Amit Bhandari
VAISH ASSOCIATES ADVOCATES

Pradeep Bhandari
INTUIT MANAGEMENT
CONSULTANCY

Ajay Bhargava
O.P. KHAITAN & CO.

M.P. Bharucha
BHARUCHA & PARTNERS

Ankit Bhasin
AZB & PARTNERS

Moksha Bhat
TRILEGAL

Dina Bhattacharjee
TRANSONIC IDEAS PVT.
LTD.—TRANSONIC
CUSTOMIZATIONS PVT. LTD.

Saurav Bhattacharya
PWC INDIA

Sukanya Bhattacharya
LUTHRA & LUTHRA
LAW OFFICES

Yogesh Bhattarai
TRILEGAL

Parag Bhide
KHAITAN & CO.

Nidhi Bothra
VINOD KOTHARI & CO.
PRACTICING COMPANY
SECRETARIES

Sudeep D. Cecil
KNM & PARTNERS

Leena Chacko
AMARCHAND & MANGALDAS
& SURESH A. SHROFF & CO.

K.K. Chadha
ARCHITECT

Harshala Chandorkar
TRANSUNION CIBIL LIMITED

Anju Bajaj Chandra
DELHI DISTRICT COURT

Sravani Channapragada
J. SAGAR ASSOCIATES,
ADVOCATES & SOLICITORS

Jyoti Chaudhari
LEGASIS SERVICES PRIVATE

Prashant Chauhan
ADVOCATE

Aseem Chawla
PHOENIX LEGAL

Chandni Chawla
PHOENIX LEGAL

Daizy Chawla
SINGH & ASSOCIATES,
ADVOCATES AND SOLICITORS

Manjula Chawla
PHOENIX LEGAL

Priyanka Choksi
DESAI & DIWANJI

Poorvi Chothani
LAWQUEST

Balbir Singh Dalal
NISHANT AHLAWAT
LAW OFFICES

Subodh Dandwate
SKP BUSINESS CONSULTING LLP

Neelesh Datir
ALBIEA

Krunal Davda

Amin Dayani

Sunil Deole

DEOLE BROS.

Rajesh Dere
ARYA OFFSHORE
SERVICES PVT. LTD.

Anand Desai
DSK LEGAL

Jay Desai
NHD FORWARDERS PVT. LTD.

Milan Desai
AMBICA CARGO
FORWARDERS PVT. LTD.

Nimish Desai
NHD FORWARDERS PVT. LTD.

Vishwang Desai
DESAI & DIWANJI

Pushkar Deshpande
KOCHHAR & CO.

Roshnek Dhalla
LITTLE & CO.

Akarshita Dhawan
O.P. KHAITAN & CO.

Ashok Dhingra
ASHOK DHINGRA ASSOCIATES

- Farida Dholkawala
DESAI & DIWANJI
- Mayank Francis Dias
INDEPENDENT LAWYER
- Michael Dias
INDEPENDENT LAWYER
- Pranav Diesh
SINGHANIA & PARTNERS LLP
- Samir D'Monte
SDMARCHITECTS
- Maulik Doshi
SKP BUSINESS CONSULTING LLP
- Atul Dua
ADVAITA LEGAL
- Rahul Dubey
INFINI JURIDIQUE
- Ferdinand Duraimanickam
BFS LEGAL
- Harshit Dusat
JURIS CORP
- Dheeresh K. Dwivedi
APJ-SLG LAW OFFICES
- Shahana Farah
INFINI JURIDIQUE
- Mark Fernandes
SYLVESTER FORWARDERS
PVT. LTD.
- Stuti Galiya
KHAITAN & CO.
- Abhiraj Gandhi
KHAITAN & CO.
- Pushpa V. Ganediwala
CITY CIVIL AND SESSIONS
COURT, MUMBAI
- Disha Ganjoo
K N J PARTNERS
- Rahul Garg
PWC INDIA
- Sarthak Garg
PHOENIX LEGAL
- Rajeev Kumar Gera
GERA & ASSOCIATES
- Arup Ghosh
TATA POWER DELHI
DISTRIBUTION LTD.
- Manoj Gidwani
SKP BUSINESS CONSULTING LLP
- Prabhakar Giri
VARDHAMAN CUSTOMS
CLEARING & FORWARDING
AGENCIES
- Girish S. Godbole
GIRISH GODBOLE, ADVOCATE
HIGH COURT, MUMBAI
- Deevyaa Goel
LEGUM AMICUSS
- Harshavardhan Goel
TRILEGAL
- Rajesh Gosalia
HIMATLAL TRIBHOVANDAS
SHAH & CO.
- Kartik Goswani
NEW LIGHT ELECTRIC CO.
- Gourav Goyal
NEERAJ BHAGAT & CO.
- Arani Guha
TRANSONIC IDEAS PVT.
LTD.—TRANSONIC
CUSTOMIZATIONS PVT. LTD.
- Anil Kumar Gulati
DEPARTMENT OF JUSTICE,
MINISTRY OF LAW AND JUSTICE
- Sunny Gulati
SKP BUSINESS CONSULTING LLP
- Akash Gupta
FACTUM LEGAL
- Ankit Gupta
GUPTA ANKIT & CO.
- Arun Gupta
FACTUM LEGAL
- Atul Gupta
TRILEGAL
- Deepika Gupta
GUPTA ANKIT & CO.
- Nikhil Gupta
CITY CIVIL AND SESSIONS
COURT, MUMBAI
- Pulkit Gupta
EY
- Sameer Gupta
PHOENIX LEGAL
- Sudhanshu Gupta
SINGHANIA & PARTNERS LLP
- Prakash Hamirwasia
SKP BUSINESS CONSULTING LLP
- Bhanu Harish
SINGHANIA & PARTNERS LLP
- Kinjal R. Hingoo
RASIK P HINGOO ASSOCIATES
- Akil Hirani
MAJUMDAR & PARTNERS
- Michael D. Holland
- Suresh L. Hulikal
ALLIANZ DE ARCHITECTURE
- Bhagwan Jagwani
KRUTI SERVICES
- Ashish J. Jain
AMBAVAT JAIN &
ASSOCIATES LLP
- Nikita Jain
SKP BUSINESS CONSULTING LLP
- Sanjiv Kumar Jain
VARDHAMAN CUSTOMS
CLEARING & FORWARDING
AGENCIES
- Sarul Jain
K N J PARTNERS
- Rajiv Jalota
DEPARTMENT OF GOODS AND
SERVICES TAX, GOVERNMENT
OF MAHARASHTRA, INDIA
- Anand Kumar Jha
CENTRAL BOARD OF
EXCISE & CUSTOMS
- Abhijit Joglekar
RELiance INFRASTRUCTURE LTD.
- Dharmendra Johari
JOHARI STONEX
INDUSTRIES PVT LTD.
- Vivek Johri
MUMBAI CUSTOMS
ZONE—II (NHAVA SHEVA)
- Amruta Joshi
KHAITAN & CO.
- Subhash Joshi
DALAL JOSHI & ASSOCIATES
- Kunal Juneja
MP LAW OFFICES
- Sumeet Kachwaha
KACHWAHA & PARTNERS
- Ravindra S. Kale
THE BRIHAN MUMBAI
ELECTRIC SUPPLY &
TRANSPORT UNDERTAKING
- Parmod Kalirana
FORTUNE LEGAL ADVOCATES
& LEGAL CONSULTANTS
- Atul Kansal
INDUS ENVIRONMENTAL
SERVICES PVT. LTD.
- Jayendra Kapadia
LITTLE & CO.
- Satinder Kapur
SATINDER KAPUR &
ASSOCIATES
- Rajas Kasbekar
RAJAS KASBEKAR
PRIVATE PRACTICE
- Anil Kasturi
AZB & PARTNERS
- Kripi Kathuria
PHOENIX LEGAL
- Sanjay Kaul
NATIONAL COLLATERAL
MANAGEMENT SERVICES
LIMITED (NCML)
- Charandeep Kaur
TRILEGAL
- Mital K Kaushal
KNM & PARTNERS
- Giridhar Kesavan
VINZAS SOLUTIONS
INDIA PVT. LTD.
- Gautam Khaitan
O.P. KHAITAN & CO.
- Changhez Khan
DIWAN ADVOCATES
- Farrukh Khan
DIWAN ADVOCATES
- Rajan Khanna
GENUS LAW FIRM PVT. LTD.
- Rajiv Khanna
JEENA & CO.
- Tanya Khare
O.P. KHAITAN & CO.
- Abhimanyu Kharote
DESAI & DIWANJI
- Gautam Khurana
INDIA LAW OFFICES LLP
- Ankit Khushu
KACHWAHA & PARTNERS
- Vivek Kohli
ZEUS LAW
- Ravinder Komaragiri
THE TATA POWER
COMPANY LIMITED
- Shinoj Koshy
LUTHRA & LUTHRA
LAW OFFICES
- Dinesh Prasad Kothari
D.P. KOTHARI & ASSOCIATES
- Saniya Kothari
LEXCOUNSEL
- Vinod Kothari
VINOD KOTHARI & CO.
PRACTICING COMPANY
SECRETARIES
- Anup Kulkarni
J. SAGAR ASSOCIATES,
ADVOCATES & SOLICITORS
- Abhishek Kumar
DIWAN ADVOCATES
- Ajai Kumar
- Manoj Kumar
MANOJ & ASSOCIATES
- Mrinal Kumar
SHARDUL AMARCHAND
MANGALDAS & CO.
- Mrityunjay Kumar
DHINGRA &
SINGH—ATTORNEYS-AT-LAW
- Mukesh Kumar
KNM & PARTNERS
- Pratish Kumar
JURIS CORP
- Puja Kumar
J. SAGAR ASSOCIATES,
ADVOCATES & SOLICITORS
- Rahul Kumar
RAJINDER KUMAR ASSOCIATES
- Raj Kumar
RAJ ENGINEERS
- Rajesh Kumar
JEENA & CO.
- Rupak Kumar
JAWAHARLAL NEHRU
CUSTOMS HOUSE
- Shrutikirti Kumar
SHARDUL AMARCHAND
MANGALDAS & CO.
- Vikram Kumar
CTC AIR CARRIERS P LTD.
- Vinod Kumar
DELHI DISTRICT COURT
- Parveen Kumar Sharma
CERSAI
- Manoj Kumar Singh
SINGH & ASSOCIATES,
ADVOCATES AND SOLICITORS
- Sachin Kumar Singh
JEENA & CO.
- Shreedhar T. Kunte
SHARP & TANNAN
GROUP—MEMBER OF RUSSELL
BEDFORD INTERNATIONAL
- Jaya Kurmar
N. G. PILLAI & CO.
- Preeti Ladha
SUDIT K. PAREKH AND CO.
- Samira Lalani
TRILEGAL
- Harsh Lappssia
PUSHKARA LOGISTIC
SOLUTIONS LLP
- Jayannat Lappssia
ALBIEA
- Manish Madhukar
INFINI JURIDIQUE
- Sinjini Majumdar
MAJUMDAR & PARTNERS
- Divya Malcolm
KOCHHAR & CO.
- Dhruv Malhotra
TRILEGAL
- Geeta Malhotra
K N J PARTNERS
- Pragati Malik
SPACES ARCHITECTURE STUDIO
- Dhruv Manchanda
LEXCOUNSEL
- Vipender Mann
KNM & PARTNERS
- Gautam Mehra
PWC INDIA
- Atul Mehta
MEHTA & MEHTA
- Dara Mehta
LITTLE & CO.
- Dipti Mehta
MEHTA & MEHTA
- Pankaj Mehta
FORTUNE LEGAL ADVOCATES
& LEGAL CONSULTANTS
- Preeti G. Mehta
KANGA & CO.
- Vikas Mehta
PRADEEP TRADERS
- Sachin Menon
KPMG
- Akash Mishra
TRILEGAL
- Sharad Mishra
NEO MULTIMEDIAN
- Shivani Mishra
NEO MULTIMEDIAN
- Saurabh Misra
SAURABH MISRA
& ASSOCIATES,
INTERNATIONAL LAWYERS
- Ritika Modee
SINGHANIA & PARTNERS LLP
- Hemal Modi
SHARP & TANNAN
GROUP—MEMBER OF RUSSELL
BEDFORD INTERNATIONAL
- O. Mohandas
LITTLE & CO.
- Priyanka Mongia
PHOENIX LEGAL
- Avikshit Moral
JURIS CORP
- Aditya Mukherjee
BFS LEGAL
- Krishnan Muthukumar
TRIDHAATU REALTY &
INFRA PVT. LTD.
- Priyanka Naik
SUDIT K. PAREKH AND CO.
- Rakesh Nair
RAKESH ELECTRICALS
- Rajiv Nakhare
RELiance INFRASTRUCTURE LTD.
- Ratnakar Nama
ARCHITECT
- Ravi Nath
RAJINDER NARAIN & CO.
- Vaibhav Nautiyal
INDUS ENVIRONMENTAL
SERVICES PVT. LTD.
- Harendar Neel
J. SAGAR ASSOCIATES,
ADVOCATES & SOLICITORS
- Harshakumar Nikam
DEPARTMENT OF GOODS AND
SERVICES TAX, GOVERNMENT
OF MAHARASHTRA, INDIA
- Shiju P.V.
INDIA LAW OFFICES LLP
- Satish Padhi
O.P. KHAITAN & CO.
- Siddharth Paliwal
KNM & PARTNERS
- Ankita Pandey
TRILEGAL
- Divyanshu Pandey
J. SAGAR ASSOCIATES,
ADVOCATES & SOLICITORS
- Ajay Pant
INDUS ENVIRONMENTAL
SERVICES PVT. LTD.
- Rajiv Paralkar
DEOLE BROS.
- Kunal Pareek
TATA POWER DELHI
DISTRIBUTION LTD.
- Rakesh Parik
MNRD & ASSOCIATES
- Amir Z. Singh Pasrich
I.L.A. PASRICH & COMPANY

Sandeep Patil
SUDIT K. PAREKH AND CO.

Sanjay Patil
BDH INDUSTRIES LIMITED

Hemant Patki

Soumya Patnaik
J. SAGAR ASSOCIATES,
ADVOCATES & SOLICITORS

R.S. Pawaskar
CITY CIVIL AND SESSIONS
COURT, MUMBAI

N. G. Pillai
N. G. PILLAI & CO.

Ashwina Pinto
LAWQUEST

Joseph Pookkatt
APJ-SLG LAW OFFICES

Nitin Potdar
J. SAGAR ASSOCIATES,
ADVOCATES & SOLICITORS

Rashmi Pradeep
CYRIL AMARCHAND
MANGALDAS

Anshul Prakash
KHAITAN & CO.

Ray Sharat Prasad
ADVAITA LEGAL

Anush Raajan
BHARUCHA & PARTNERS

Krithika Radhakrishnan
CYRIL AMARCHAND
MANGALDAS

Ravishankar Raghavan
MAJMUDAR & PARTNERS

S. Ramakrishna
BALAJI MARILINE PVT. LTD.

N.V. Raman
MP LAW OFFICES

R.K. Raman
LOUIS DREYFUS COMPANY
INDIA PRIVATE LIMITED

Sukanya Raman
LAWQUEST

Subramanian Ramaswamy
KHAITAN & CO.

Sharanya G. Ranga
ADVAYA LEGAL

Aditi Rani
ADVAYA LEGAL

Dipak Rao
SINGHANIA & PARTNERS LLP

Yomesh Rao
YMS CONSULTANTS LTD.

Ankita Ray
CYRIL AMARCHAND
MANGALDAS

Ashish Razdan
KHAITAN & CO.

Purushottam Redekar
GM ARCH PVT. LTD.

C.K. Reejonia
DEPARTMENT OF JUSTICE,
MINISTRY OF LAW AND JUSTICE

Satish Rewatkar
MUNICIPAL CORPORATION
OF GREATER MUMBAI

Zubair Rias
CENTRAL BOARD OF
EXCISE & CUSTOMS

Abir Roy
SEETHARAMAN ASSOCIATES

Ankita Rungta
KPMG

Hiren Ruparel
BALAJI SHIPPING AGENCY

Sonal Ruparel
SHARON ENTRPRISES

Ravneet Sachdeva
KPMG

Shamik Saha
PHOENIX LEGAL

Priyanka Sahi
GRANT THORNTON INDIA LLP

Abhishek Saket
INFINI JURIDIQUE

Sirisha Sampat
KANGA & CO.

Jayesh Sanghrajka
JAYESH SANGHRAJKA
& CO. LLP

Hitesh Sanghvi
HITESH SANGHVI LAW OFFICES

Kanwar Sanjay
SWAIT ARCH

Daya Saran
SUPER FREIGHT

Vivek Saraswat
LOUIS DREYFUS COMMODITIES
INDIA PVT. LTD.

Jai Raj Seth
ABEX SERVICES PVT. LTD.

Aashit Shah
J. SAGAR ASSOCIATES,
ADVOCATES & SOLICITORS

Dilip S. Shah
RELIANCE INFRASTRUCTURE
LTD.

Gopika Shah
KRUTI SERVICES

Gunjan Shah
DESAI & DIWANJI

Manish Shah
SUDIT K. PAREKH AND CO.

Mitesh Shah
LOUIS DREYFUS COMPANY
INDIA PRIVATE LIMITED

Paresh Shah
RPS LOGISTICS

Prasham Shah
JURIS CORP

Priyansh Shah
M/S PARESH
CHAMPAKLAL SHAH

Richa Shah
ANANT INDUSTRIES

Saumil Shah
BDO INDIA LLP

Shambhu Sharan
SINGHANIA & PARTNERS LLP

Mahesh Sharma
MAHESH SHARMA
& ASSOCIATES

Manoranjana Sharma
KNM & PARTNERS

Nilesh Sharma
DHIR & DHIR ASSOCIATES

Priyanka Sharma
TRILEGAL

Raj Sharma
CLEARSHIP GROUP

Rajnish Sharma
RAJNISH SHARMA
ATTORNEY-AT-LAW

Rupali Sharma
KOCHHAR & CO.

Saurabh Sharma
JURIS CORP

Vicky Sharma
O.P. KHAITAN & CO.

Aasim Shehzad
BFS LEGAL

Ashutosh Shingate
EATON INDUSTRIAL SYSTEMS
PRIVATE LIMITED

Vishnu Shriram
PHOENIX LEGAL

D.K. Shrivastava
ARYA OFFSHORE
SERVICES PVT. LTD.

Rajiv Shroff
INTERICS DESIGN CONSULTANTS

Vijay Shroff

Akash Shukla
PWC INDIA

A.K. Singh
VARDHAMAN CUSTOMS
CLEARING & FORWARDING
AGENCIES

Ajay Singh
ASHUTOSH ELECTRICAL
CORPORATION

Akanksha Singh
DIWAN ADVOCATES

Chanderpal Singh
JAWAHARLAL NEHRU
CUSTOMS HOUSE

Dilip Singh
MNRD & ASSOCIATES

Sachin Kumar Singh
JEENA & CO.

Sajai Singh
J. SAGAR ASSOCIATES,
ADVOCATES & SOLICITORS

Sandeep Singh
COACHIEVE SOLUTIONS
PVT. LTD.

Sheetlesh Singh
MNRD & ASSOCIATES

Subodh Singh
GST AUDIT COMMISSIONERATE

Talwant Singh
DELHI DISTRICT COURT

Shakti Singh Champawat
DESAI & DIWANJI

Mukesh Singhal
KNM & PARTNERS

Ravinder Singhania
SINGHANIA & PARTNERS LLP

Abhimeet Sinha
SINGHANIA & PARTNERS LLP

Neha Sinha
LUTHRA & LUTHRA
LAW OFFICES

Praveer Sinha
TATA POWER DELHI
DISTRIBUTION LIMITED

Vineet Sinha
KNM & PARTNERS

Preetha Soman
NISHITH DESAI ASSOCIATES

Aasish Somasi
ANAND AND ANAND

Shweta Soni
FORTUNE LEGAL ADVOCATES
& LEGAL CONSULTANTS

Sanyukta Sowani
LUTHRA & LUTHRA
LAW OFFICES

K. P. Sreejith
INDIA LAW OFFICES LLP

Rajesh Srivastava
OFFICE OF CHIEF
COMMISSIONER OF CUSTOMS

Rudra Srivastava
SINGHANIA & PARTNERS LLP

Aravind Srivatsan
PWC INDIA

Dheeraj S. Suri
DEEP CONSULTANCY
LABOR LAW ADVISORS
& CONSULTANTS

Surendrakumar Suri
DEEP CONSULTANCY
LABOR LAW ADVISORS
& CONSULTANTS

Abhishek Swaroop
LUTHRA & LUTHRA
LAW OFFICES

Anuja Talukder
PWC INDIA

Medha Tamhanekar
IC UNIVERSAL LEGAL

Rajesh Tayal
KNM & PARTNERS

Chetan Thakkar
KANGA & CO.

Dinesh Thakkar
BHAVANA CLEARING
FORWARDING &
SHIPPING PVT. LTD.

Piyush Thareja
NEERAJ BHAGAT & CO.

Tushar Thimmiah
PHOENIX LEGAL

Pooja Thomas
PHOENIX LEGAL

Arun Todarwal
ARUN TODARWAL &
ASSOCIATES LLP

Mala Todarwal
ARUN TODARWAL &
ASSOCIATES LLP

Jaishree Tolani Lamba
AZB & PARTNERS

Kanishkha Tyagi
LEGUM AMICUSS

Karteekka Tyagi
LEGUM AMICUSS

Prakash Veer Tyagi
GATEWAY RAIL FRIGHT LIMITED

Punit Dutt Tyagi
LAKSHMIKUMARAN &
SRIDHARAN ATTORNEYS

Ramesh K. Vaidyanathan
ADVAYA LEGAL

Pravin Vanage
RELIANCE INFRASTRUCTURE
LTD.

Dipankar Vig
MP LAW OFFICES

Sameep Vijayvergiya
DHINGRA &
SINGH—ATTORNEYS-AT-LAW

Rajiv Wadhwa
PLVK POWER ENGINEERS
& CONSULTANTS

Abhijeet Yadav
THE TATA POWER
COMPANY LIMITED

Akriti Yadav
KNM & PARTNERS

Manoj Yadav
NEERAJ BHAGAT & CO.

Monika Yadav
JAWAHARLAL NEHRU
CUSTOMS HOUSE

Neha Yadav
LEXCOUNSEL

Surbhi Zavar
SKP BUSINESS CONSULTING LLP

INDONESIA

ABDIBANGUN BUANA

CKB LOGISTICS

INDONESIAN LOGISTICS
AND FORWARDERS
ASSOCIATION (ALFI)

PT GUNA SARANA TEKNIK

Robertus Adinugraha
MELLI DARSA & CO.

Adhika Aditya
OENTOENG SURIA & PARTNERS

Zulfikar Adiyodha
OENTOENG SURIA & PARTNERS

Nafis Adwani
ALI BUDIARDJO, NUGROHO,
REKSODIPUTRO, MEMBER
OF LEX MUNDI

Fatah Adzkia
WITARA CAKRA ADVOCATES
(IN ASSOCIATION WITH
WHITE & CASE LLP)

Asrul Ahmad
NURIADIN SUMONO
MULYADI & PARTNERS

Irina Anindita
MAKARIM & TAIRA S.

Cindy Anjani
ADNAN KELANA HARYANTO
& HERMANTO

Charles Antoine Morgan
Ludovic Guinot
ONLINEPAJAK

Hizkia Ardianto
EY

Muhammad Aries
PT PLN (PERSERO), EAST
JAVA DISTRIBUTION

Alifrian Fajri Anyuanda
SIMBOLON & PARTNERS
LAW FIRM

Cucu Asmawati
SIMBOLON & PARTNERS
LAW FIRM

Stefanus Brian Audyanto
HERMAWAN JUNIARTO
LAW FIRM

Fabian Buddy Pascoal
HANAFIAH PONGGAWA
& PARTNERS

Prianto Budi
PT PRATAMA INDOMITRA
KONSULTAN

Tony Budidjaja
BUDIDJAJA INTERNATIONAL
LAWYERS

Teresa Chiquita
MAKARIM & TAIRA S.

Juni Dani
BUDIDJAJA INTERNATIONAL
LAWYERS

Melli Darsa
MELLI DARSA & CO.

Vincensius Desta Galang
BUDIDJAJA INTERNATIONAL
LAWYERS

Reginald A. Dharma
ADNAN KELANA HARYANTO
& HERMANTO

Nasya Dinitri Priatno
HERMAWAN JUNIARTO
LAW FIRM

Natasha Djamin
OENTOENG SURIA & PARTNERS

Bama Djokunugroho
BUDIDJAJA INTERNATIONAL
LAWYERS

Fadjar Donny Tjahjadi
MINISTRY OF FINANCE

Aris Eko Prasetyo
SIDABUKKE CLAN
& ASSOCIATES

Goesyen Erinda Resti
LEKS&CO LAWYERS

Ahmad Fadli
BRIGITTA I. RAHAYOE
& PARTNERS

Edly Febrian Widjaja
BUDIDJAJA INTERNATIONAL
LAWYERS

Ahmad Fikri Assegaf
ASSEGAF, HAMZAH
& PARTNERS

Aprilda Fiona Butarbutar
APRILDA FIONA &
PARTNERS LAW FIRM

Sinuhadji Frans Yoshua
OENTOENG SURIA & PARTNERS

Widigdyta Gitaya
WSG & COMPANY

Michael Hadi
PT KREDIT BIRO
INDONESIA JAYA (KBIJ)

Mohammad Iqbal Hadromi
HADROMI & PARTNERS

Dedet Hardiansyah
BUDIMAN AND PARTNERS

Tomy Harsono
ROEDL & PARTNER

Stefanus Haryanto
ADNAN KELANA HARYANTO
& HERMANTO

Yansah Hasstriansyah
BADAN PELAYANAN TERPADU
SATU PINTU (BPTS)

Anang Hidayat

Nurman Hidayat
INDONESIA INVESTMENT
COORDINATING BOARD

Brigitta Imam Rahayoe
BRIGITTA I. RAHAYOE
& PARTNERS

Deshaputra Intanperdana
HADROMI & PARTNERS

Edy Junaedi
BADAN PELAYANAN TERPADU
SATU PINTU (BPTS)

Brinanda Lidwina Kaliska
MAKARIM & TAIRA S.

Iswahjudi A. Karim

Mirza Karim
KARIMSYAH LAW FIRM

Othman Karim
KARIMSYAH LAW FIRM

Rizki Karim
KARIMSYAH LAW FIRM

Anita Lucia Kendarto
NOTARIS & PEJABAT
PEMBUAT AKTA TANAH

Henrietta Kristanto
PB TAXAND

Herry N. Kurniawan
ALI BUDIARDJO, NUGROHO,
REKSODIPUTRO, MEMBER
OF LEX MUNDI

Ayu Katarina Kusnadi
OENTOENG SURIA & PARTNERS

Eddy M. Leks
LEKS&CO LAWYERS

Indra Lubis
HERMAWAN JUNIARTO
LAW FIRM

Noorfina Luthfiany
BANK INDONESIA

Syamsul Maarif
MAHKAMAH AGUNG
REPUBLIK INDONESIA

Bobby R. Manalu
SIREGAR SETIAWAN MANALU

Yasser Mandela
BUDIDJAJA INTERNATIONAL
LAWYERS

Priscila Manurung
ALI BUDIARDJO, NUGROHO,
REKSODIPUTRO, MEMBER
OF LEX MUNDI

Benny Marbun
PT PLN (PERSERO) INDONESIA
STATE ELECTRICITY
CORPORATION

Hendro Martono
HAMANROKO

Ahmad Maulana
ASSEGAF, HAMZAH
& PARTNERS

Amalia Mayasari
SIMBOLON & PARTNERS
LAW FIRM

Ella Melany
HANAFIAH PONGGAWA
& PARTNERS

Any Miami
PWC INDONESIA

Kristo Molina
WITARA CAKRA ADVOCATES
(IN ASSOCIATION WITH
WHITE & CASE LLP)

Wida Murti
OENTOENG SURIA & PARTNERS

Latifa Mutmainah
RIVAI TRIPRASETIO & PARTNERS

Alexander Nainggolan
HADROMI & PARTNERS

Fradella Nainggolan
MELLI DARSA & CO.

Safita Ratna Nanthilda
OENTOENG SURIA & PARTNERS

Chandra Nataadmadja
SURIA NATAADMADJA
& ASSOCIATES

Suria Nataadmadja
SURIA NATAADMADJA
& ASSOCIATES

Ratih Nawangsari
OENTOENG SURIA & PARTNERS

Mia Noni Yuniar
BRIGITTA I. RAHAYOE
& PARTNERS

Rizana Noor
PT KREDIT BIRO
INDONESIA JAYA (KBIJ)

Monasisca Noviannei
INDONESIA INVESTMENT
COORDINATING BOARD

Putra Nugraha
WITARA CAKRA ADVOCATES
(IN ASSOCIATION WITH
WHITE & CASE LLP)

Heru Pambudi
MINISTRY OF FINANCE

Ay Tjhing Phan
PWC INDONESIA

Abraham Pierre
KPMG

Anthony Pratama Chandra
HERMAWAN JUNIARTO
LAW FIRM

Fredie Pratomo
PT BINATAMA AKRINDO

Vanya Edria Rahmani
HANAFIAH PONGGAWA
& PARTNERS

Ilman Rakhmat
RAKHMAT SUROSO
ADVOCATES

Dhamma Ratna
NOTARIS & PEJABAT
PEMBUAT AKTA TANAH

Jean H. Reksodiputro
PT PEFINDO BIRO KREDIT

Sophia Rengganis
PWC INDONESIA

Rengganis Rennganis
HADROMI & PARTNERS

Ricardo Simanjuntak
RICARDO SIMANJUNTAK
& PARTNERS

Vincencia Rininta Emasari
BANK INDONESIA

Tania Faramutia Riyanto
ALI BUDIARDJO, NUGROHO,
REKSODIPUTRO, MEMBER
OF LEX MUNDI

Natalia Rizky
LEKS&CO LAWYERS

Reza Riztama
PT PRATAMA INDOMITRA
KONSULTAN

Valdano Ruru
MAKARIM & TAIRA S.

Ayundha Sahar
OENTOENG SURIA & PARTNERS

Rika Salim
OENTOENG SURIA & PARTNERS

Nur Asyura Anggini Sari
BANK INDONESIA

Jutha Sasmita
KRISNA LAW FIRM

Haryo Sedewo
INDONESIA INVESTMENT
COORDINATING BOARD

Joana Maleriluah Sembiring
SURIA NATAADMADJA
& ASSOCIATES

Erwin Setiawan
EY

Indra Setiawan
ALI BUDIARDJO, NUGROHO,
REKSODIPUTRO, MEMBER
OF LEX MUNDI

Arief Setyadi
PKF ACCOUNTANTS &
BUSINESS ADVISERS

Agatha Sherry
LEKS&CO LAWYERS

Bonar Sidabukke
SIDABUKKE CLAN
& ASSOCIATES

Sudiman Sidabukke
SIDABUKKE CLAN
& ASSOCIATES

Obed Simamora
LAND OFFICE OF SURABAYA

Yudianta Medio N. Simbolon
SIMBOLON & PARTNERS
LAW FIRM

Stefanny Oktaria Simorangkir
BUDIDJAJA INTERNATIONAL
LAWYERS

Mario Sinjal
NURJADIN SUMONO
MULYADI & PARTNERS

Fransisca Sintia
LEKS&CO LAWYERS

Nien Rafles Siregar
SIREGAR SETIAWAN MANALU

Indra Sudrajat
OENTOENG SURIA & PARTNERS

Yogi Sudrajat Marsono
ASSEGAF, HAMZAH
& PARTNERS

Bambang Suprijanto
EY

Lingga Surjanto
HERMAWAN JUNIARTO
LAW FIRM

Lie Yessica Susanti
HERMAWAN JUNIARTO
LAW FIRM

Atik Susanto
OENTOENG SURIA & PARTNERS

Aria Suyudi
INDONESIA JENTERA
SCHOOL OF LAW

Kurniawan Tanzil
MAKARIM & TAIRA S.

Daniel Djoko Tarliman
DANIEL DJOKO TARLIMAN
& PARTNER

Tabita Sifra Thakurdas
SURIA NATAADMADJA
& ASSOCIATES

Achmad Tri Cahyono
OTORITAS JASA KEUANGAN—
INDONESIA FINANCIAL
SERVICES AUTHORITY

Gatot Triprasetyo
RIVAI TRIPRASETIO & PARTNERS

Runi Tusita
PWC INDONESIA

Diaz Vatriando
ADNAN KELANA HARYANTO
& HERMANTO

Ilham Wahyu
ALI BUDIARDJO, NUGROHO,
REKSODIPUTRO, MEMBER
OF LEX MUNDI

Sony Panji Wicaksono
BANK INDONESIA

Yuddy Wicaksono
PT PLN (PERSERO) INDONESIA
STATE ELECTRICITY
CORPORATION

Anthony Winza Probowo
BUDIDJAJA INTERNATIONAL
LAWYERS

Kiki Yunita
DINAS PENANAMAN
MODAL DAN PTSP

Akbar Zainuri
KARIMSYAH LAW FIRM

Mohammad Zamroni
ZAMRO & ASSOCIATES

Andi Zulfikar
MATARAM PARTNERS

Jacob Zwaan
KPMG

IRAN, ISLAMIC REP.

ADIB LAW FIRM

T&S ASSOCIATES

Sareh Abadtalab
ORGANIZATION OF DEEDS
AND PROPERTY REGISTRATION
AND NOTARIES

Morteza Adab
COMPANY REGISTRATION
OFFICE

Ali Ahmadi
TEHRAN CHAMBER OF
COMMERCE, INDUSTRIES
AND MINES

Mousa Ahmadi
ISLAMIC AZAD UNIVERSITY

Behrooz Akhlaghi
INTERNATIONAL LAW
OFFICE OF DR. BEHROOZ
AKHLAGHI & ASSOCIATES

Hamidreza Alipour Shirsavar
ISLAMIC AZAD UNIVERSITY

Ali Amani
DAYA-RAHYAFT AUDITING &
MANAGEMENT SERVICES

Mohammad Reza Anbiyai
INTERNATIONAL CENTRE OF
HIGHER EDUCATION AND
SCIENTIFIC STUDIES (ICHES)

Behshid Arfania
KARIMI & ASSOCIATES
LAW FIRM

Mehrnoosh Aryanpour
GIDE LOYRETTE NOUEL,
MEMBER OF LEX MUNDI

Anahita Asgari Fard
ASGARI & ASSOCIATES
INTERNATIONAL LAW FIRM

Gholam Ali Asghari
GREAT TEHRAN
ELECTRICITY DISTRIBUTION
COMPANY (GTEDC)

Zayer Ayat
IRANIAN NATIONAL TAX
ADMINISTRATION (INTA)

Toktam Aynekar
PERSOL CORPORATION

Majed Azizian

Fatemeh Bagherzadeh
FARJAM LAW OFFICE

Rambod Barandoust
CONSULTANT

Gholam-Hossein Davani
DAYA-RAHYAFT AUDITING &
MANAGEMENT SERVICES

Farhad Derhami
BAYAN EMROOZ
INTERNATIONAL LAW FIRM

Morteza Dezfoulian

Sepideh Dowlatshahi
BARTAR ASSOCIATES LAW FIRM

Maryam Ebrahimi
APP LEGAL INSTITUTE
IN ASSOCIATION WITH
DENTONS EUROPE LLP

Maryam Ebrahimi Ghaleh Aziz
ORGANIZATION OF DEEDS
AND PROPERTY REGISTRATION
AND NOTARIES

Roza Einifar
INTERNATIONAL LAW
OFFICE OF DR. BEHROOZ
AKHLAGHI & ASSOCIATES

Shirin Ozra Entezari
DR. SHIRIN O. ENTEZARI
& ASSOCIATES

Marjan Esfahanian
HOSSEINNEJAD & ESFAHANIAN
LAW PARTNERS

Shirzad Eslami
OWJ LAW OFFICE

Seyyed Amir Hossein Etesami
SECURITIES AND EXCHANGE
ORGANIZATION OF IRAN

Bahram Farivar Sadri
SHARESTAN CONSULTANTS

Mostafa Farmahini Farahani

Shahriar Ghadimi
SHARESTAN CONSULTANTS

Allahyar Ghajar
TEHRAN MUNICIPALITY—
FANAVARAN SHAHR CO.

Nasim Gheidi
GHEIDI & ASSOCIATES
LAW OFFICE

S. Arash H. Mirmalek
PERSOL CORPORATION

Behazin Hasibi
DAADBEH PARTNERS

Mojtaba Hoseini
MOTAMEDI ATTORNEY-AT-LAW

Amir Hosseini
PERSOL CORPORATION

Katayoun Hosseinnejad
HOSSEINNEJAD & ESFAHANIAN
LAW PARTNERS

Arash Izadi
IZADI LAW FIRM

Saleh Jaber
ESK LAW FIRM

Nasim Jahanbani
GREAT TEHRAN
ELECTRICITY DISTRIBUTION
COMPANY (GTEDC)

Mohammad Jalili
IRAN CREDIT SCORING

Farid Kani
ATIEH ASSOCIATES

Anooshiravan Karimi
KARIMI & ASSOCIATES
LAW FIRM

Esmail Karimian
ESK LAW FIRM

Setareh Kermani
KARIMI & ASSOCIATES
LAW FIRM

Reza Khoshnoodi
COURT OF CASSATION
OF TEHRAN

Majid Mahallati
A.M. MAHALLATI & CO.

Davoud Malekmohammadi
SHARESTAN CONSULTANTS

Hamidreza Mansouri
GREAT TEHRAN
ELECTRICITY DISTRIBUTION
COMPANY (GTEDC)

Mohammad Mahdi Mehri
OFOGHE SABZ IDALAT

Mahnaz Mehrinfar
INTERNATIONAL LAW
OFFICE OF DR. BEHROOZ
AKHLAGHI & ASSOCIATES

Farid Meidani
DAADBEH PARTNERS
Amir Karbasi Milani
MILANI LAW FIRM

Fatemeh Sadat Mirsharifi
MINISTRY OF COMMERCE

Golazin Mokhtari
ATIEH ASSOCIATES

Hamidreza Mokhtarian
MEHR INTERNATIONAL
LAW FIRM

Isabelle Monfort
GIDE LOYRETTE NOUËL,
MEMBER OF LEX MUNDI

Maryam Monirifar
PERSOL CORPORATION

Dorsa Mossayebzadeh
INTERNATIONAL LAW
OFFICE OF DR. BEHROOZ
AKHLAGHI & ASSOCIATES

Mehdi Mousavi
PERSOL CORPORATION

Yalda Mozaffarian
DAADBEH PARTNERS

Sedigheh Naeimian
KESAVARZ & CO.

Hossein Najafi
ORGANIZATION OF DEEDS
AND PROPERTY REGISTRATION
AND NOTARIES

Mohammadreza Narimani
APP LEGAL INSTITUTE
IN ASSOCIATION WITH
DENTONS EUROPE LLP

Vahid Nasiri
BAYAN EMROOZ
INTERNATIONAL LAW FIRM

Amir Tahami Nejad
PERSIAN CARGO CO. LTD.

Fariba Norouzi
PARSIAN INSURANCE CO.

Rasoul Nowrouzi
Hasan Omidvar
ASGARI & ASSOCIATES
INTERNATIONAL LAW FIRM

Zohreh Papi

Farmand Pourkarim
TEHRAN MUNICIPALITY—
FANAVARAN SHAHR CO.

Shahla Pournazeri
LAW OFFICES OF SHAHLA
POURNAZERI & ASSOCIATES

Mohammad Rahmani
BAYAN EMROOZ
INTERNATIONAL LAW FIRM

Yahya Rayegani
PRAELEGAL IRAN

Atiyeh Rezaei
DR. SHIRIN O. ENTEZARI
& ASSOCIATES

Encyeh Sadr
BAYAN EMROOZ
INTERNATIONAL LAW FIRM

Alireza Sadri
INTERNATIONAL LAW
OFFICE OF DR. BEHROOZ
AKHLAGHI & ASSOCIATES

Amirhossein Saki
HOSSEINNEJAD & ESFAHANIAN
LAW PARTNERS

Reyhaneh Sedighi
KARIMI & ASSOCIATES
LAW FIRM

Pouya Sepehr
SHARESTAN CONSULTANTS

Ahmad Shabanifard
INTERNATIONAL CENTRE OF
HIGHER EDUCATION AND
SCIENTIFIC STUDIES (ICHES)

Sara Shabanifard
RS COMPONENT

Khatereh Shahbazi
INTERNATIONAL LAW
OFFICE OF DR. BEHROOZ
AKHLAGHI & ASSOCIATES

Ali Sharifi
NIK TAK CO. LTD.

Pegah Sharifzadeh
INTERNATIONAL LAW
OFFICE OF DR. BEHROOZ
AKHLAGHI & ASSOCIATES

Nader Sheybani
SHEYBANI & ASSOCIATES

Farzan Shirvanbeigi
TEHRAN MUNICIPALITY—
FANAVARAN SHAHR CO.

Rajat Ratan Sinha
RCS PVT. LTD. BUSINESS
ADVISORS GROUP

Parva Soltani
PERSOL CORPORATION

Pedram Soltani
PERSOL CORPORATION

Sara Tajdini
GHEIDI & ASSOCIATES
LAW OFFICE

Mohammad Reza Talischi
PERSOL CORPORATION

Ebrahim Tavakoli
ATIEH ASSOCIATES

Gholam Hossein Vahidi
DR. VAHIDI & ASSOCIATES

Hamid Vakili
OFOGHE SABZ IDALAT

Mojdeh Yaghmaie
GIDE LOYRETTE NOUËL,
MEMBER OF LEX MUNDI

Ahmad Yousefi
DR. YOUSEFI LAW OFFICE

AmirHossein Zamani
ESFAHAN CHAMBER
OF COMMERCE

Esmail Zarifiazad
MINISTRY OF COOPERATIVES,
LABOUR AND SOCIAL WELFARE

IRAQ

EY

IRAQI ASSOCIATION OF
SECURITIES DEALERS
MINISTRY OF ELECTRICITY

PWC JORDAN

Ahmed Abboud Al Janabi
MENA ASSOCIATES IN
ASSOCIATION WITH AMERELLER

Marie Antoinette Airut
AIRUT LAW OFFICES

Hussein Al-Fadhili
ATTORNEY-AT-LAW

Qismah Ali
CENTRAL BANK OF IRAQ

Ihsan Jasim Al-Khalidi
MINISTRY OF PLANNING

Rashid Al-Khouri
ENGINEER

Adil Al-Lami
MANAGEMENT SYSTEMS
INTERNATIONAL

Daowd Al-Mula
BHC LAW FIRM LLC

Ghath Raad Al-Nidawi
MINISTRY OF PLANNING

Rukaya Sabaah Al-Oqabee
MINISTRY OF PLANNING

Azhar Al-Rubaie
MINISTRY OF PLANNING

Florian Amereller
MENA ASSOCIATES IN
ASSOCIATION WITH AMERELLER

Kilian Bälz
MENA ASSOCIATES IN
ASSOCIATION WITH AMERELLER

Akram El Khazen
AIRUT LAW OFFICES

Daniel Heintel
MENA ASSOCIATES IN
ASSOCIATION WITH AMERELLER

Abdulaziz Jabbar Abdulaziz
COMPANY REGISTRAR
DIRECTOR GENERAL

Deepak John
BRIDGEWAY SHIPPING &
CLEARING SERVICES

Aayat Khalid
BHC LAW FIRM LLC

Zaid Mahdi
ADIB COMPANY

Khalid Mozan
AL MOZAN COMPANIES GROUP

Ahmed Naguib
BCC LOGISTICS

Adnan K. Nahidh
SIYAH GROUP

Amany Naif
BHC LAW FIRM LLC

Ammar Naji
CONFLUENT LAW GROUP

Mohammed Ali Qanbar
Dhirar Salim
KASB GENERAL CONTRACTING

Kareem Salim Kamash
GENERAL COMMISSION
FOR TAXES

Abdelrahman Sherif
DLA MATOUK BASSIOUNY
(PART OF DLA PIPER GROUP)

Mohammed Yahya
Khaled Yaseen
AL-SAQER ADVISERS
& LEGAL SERVICES

Dahlia Zamel
MENA ASSOCIATES IN
ASSOCIATION WITH AMERELLER

Khaled Yaseen
AL-SAQER ADVISERS
& LEGAL SERVICES

Dahlia Zamel
MENA ASSOCIATES IN
ASSOCIATION WITH AMERELLER

Dahlia Zamel
MENA ASSOCIATES IN
ASSOCIATION WITH AMERELLER

IRELAND

CENTRAL BANK OF IRELAND—
CENTRAL CREDIT REGISTER

ESB INTERNATIONAL

Eithne Barry
MASON HAYES & CURRAN

Seán Barton
MCCANN FITZGERALD

Sarah Berkery
DILLON EUSTACE

John Comerford
COONEY CAREY CONSULTING
LTD.—MEMBER OF RUSSELL
BEDFORD INTERNATIONAL

Miranda Cox
PWC IRELAND

Emma Doherty
MATHESON

Gavin Doherty
EUGENE F. COLLINS SOLICITORS

John Doyle
DILLON EUSTACE

Kenneth Egan
ARTHUR COX, MEMBER
OF LEX MUNDI

Garret Farrelly
MATHESON

Laura Feely
EUGENE F. COLLINS SOLICITORS

Frank Flanagan
MASON HAYES & CURRAN

Orla Hegarty
UNIVERSITY COLLEGE DUBLIN

Anna Hickey
PHILIP LEE SOLICITORS

Áine Hughes
A&L GOODBODY

William Johnston
ARTHUR COX, MEMBER
OF LEX MUNDI

Jonathan Kelly
PHILIP LEE SOLICITORS

Liam Kennedy
A&L GOODBODY

Eamonn Madden
COONEY CAREY CONSULTING
LTD.—MEMBER OF RUSSELL
BEDFORD INTERNATIONAL

Mary Liz Mahony
ARTHUR COX, MEMBER
OF LEX MUNDI

Aoibhinn Maloney
MASON HAYES & CURRAN

Gerry McCartney
IRISH CREDIT BUREAU

Brid McCoy
AMOS SOLICITORS

Kevin Meehan
COMPASS MARITIME LTD.

Heather Murphy
MATHESON

Laura O'Connor
MASON HAYES & CURRAN

Seóna O'Donnellan
MATHESON

Declan O'Hora
OFFICE OF THE REVENUE
COMMISSIONERS

Brian O'Malley
A&L GOODBODY

Kevin Quinn
PWC IRELAND

Laura Rafferty
ARTHUR COX, MEMBER
OF LEX MUNDI

Thomas Ryan
A&L GOODBODY

Peppe Santoro
VENTURE LEGAL SERVICES

Brendan Sharkey
REDDY CHARLTON

Aidan Timmins
THE PROPERTY REGISTRATION
AUTHORITY

Mark Traynor
A&L GOODBODY

Joe Tynan
PWC IRELAND

Marcus Walsh
A&L GOODBODY

Patrick Walshe
PHILIP LEE SOLICITORS

Emma Weld-Moore
DANIEL MURPHY SOLICITORS

Maura Young
IRISH CREDIT BUREAU

ISRAEL

FOLMAN-MEGIORA, ADV

Eyal Bar-Eliezer
BALTER, GUTH, ALONI LLP

Erez Ben-Ari
PWC ISRAEL

Jacob Ben-Chitrit
YIGAL ARNON & CO.

Jeremy Benjamin
GOLDFARB SELIGMAN & CO.

Moshe Ben-Yair
PUBLIC UTILITY
AUTHORITY-ELECTRICITY

Rona Bergman Naveh
GROSS, KLEINHENDLER,
HODAK, HALEVY,
GREENBERG & CO.

Sara Bitton
ISRAEL CUSTOMS DIRECTORATE

Roy Caner
ERDINAST, BEN NATHAN,
TOLEDANO & CO. ADVOCATES

Eitan Carmeli
ECA-ETHAN CARMEL
ARCHITECTS

Doron Cohen
RAVEH, RAVID & CO.
CPAS—MEMBER OF RUSSELL
BEDFORD INTERNATIONAL

Yael Crema
MINISTRY OF FINANCE
OF ISRAEL

Itay Deutsch
NASCHITZ, BRANDES,
AMIR & CO.

Guy Dvory
S. HOROWITZ & CO.
MEMBER OF LEX MUNDI

Asaf Joseph Eylon
YIGAL ARNON & CO.

Yigal Faberman
ISRAEL DEFENSE FORCES

Amichay Finkelstein
AMIT, POLLAK,
MATALON & CO.

Jonathan Finklestone
MEITAR LIQUORNIK
GEVA LESHEM TAL

Nitzan Fisher Conforti
YIGAL ARNON & CO.

Viva Gayer
ERDINAST, BEN NATHAN,
TOLEDANO & CO. ADVOCATES

Tuvia Geffen
NASCHITZ, BRANDES,
AMIR & CO.

Ido Gonen
GOLDFARB SELIGMAN & CO.

Amos Hacmun
HESKIA-HACMUN LAW FIRM

Liron HaCohen
YIGAL ARNON & CO.

Shlomi Hayzler
MINISTRY OF JUSTICE

Yael Herskovitz
GROSS, KLEINHENDLER,
HODAK, HALEVY,
GREENBERG & CO.

Tali Hirsch Sherman
MINISTRY OF CONSTRUCTION
AND HOUSING

Zeev Katz
PWC ISRAEL

Vered Kirshner
PWC ISRAEL

Adam Klein
GOLDFARB SELIGMAN & CO.

Gideon Koren
GIDEON KOREN &
CO. LAW OFFICES

Hadas Lavi-Benderman
S. HOROWITZ & CO.
MEMBER OF LEX MUNDI

Gil Lazar
STRAUSS LAZER & CO. CPAS

Matan Lazar
LAZAR & CO.

Dana Leshem
ERDINAST, BEN NATHAN,
TOLEDANO & CO. ADVOCATES

Michelle Liberman
S. HOROWITZ & CO.
MEMBER OF LEX MUNDI

Nofar Maimon
RAVEH, RAVID & CO.
CPAS—MEMBER OF RUSSELL
BEDFORD INTERNATIONAL

Liron Mendelevitz
KRIEF ALBATROS LTD.

Michael Mograbi
PELTRANSPORT

Assaf Neeman
RINAT & ASSAF
NEEMAN—ARCHITECTS

Yonathan Nissenhaus
GOLDFARB SELIGMAN & CO.

Tzippi Rozenberg
TZIPPI ROZENBERG LAW FIRM

Doron Sadan
PWC ISRAEL

Dan Sharon
DAN SHARON—CONSULTING
ENGINEERS 2002 LTD.

Daniel Singerman
COFACEBDI

Hugo Spangenthal
MISHAB

Eran B. Taussig
BALTER, GUTH, ALONI LLP

Eylam Weiss
WEISS, PORAT & CO.

Zeev Weiss
WEISS, PORAT & CO.

Michal Zohar-Neistern
NASCHITZ, BRANDES,
AMIR & CO.

ITALY

ASSOMELA

Paolo Acciari
MINISTERO DELL'ECONOMIA
E FINANZE

Marco Sebastiano Accorrà
STUDIO LEGALE ACCORRÀ

Fabrizio Acerbis
PWC ITALY

Silvia Adani
SHEARMAN & STERLING LLP

Giuseppe Alemani
ALEMANI & ASSOCIATI

Iacopo Aliverti Piuri
DENTONS

Federico Antich
GRUPPO DELL'AVVOCATO
ANTICH

Umberto Antonelli
STUDIO LEGALE ASSOCIATO
AD ASHURST LLP

Gaetano Arnò
PWC—TAX AND
LEGAL SERVICES

Ivan Arrotta
PWC—TAX AND
LEGAL SERVICES

Gianluigi Baroni
PWC—TAX AND
LEGAL SERVICES

Alvise Becker
PWC—TAX AND
LEGAL SERVICES

Susanna Beltramo
STUDIO LEGALE BELTRAMO

Domenico Benincasa
STUDIO LEGALE BENINCASA
NERVI & PARTNERS

Claudia Beranzoli
COURT OF APPEAL OF ROME

Carlo Berarducci
CARLO BERARDUCCI
ARCHITECTURE

Emma Berdini
SHEARMAN & STERLING LLP

Gianluca Borraccia
PWC—TAX AND
LEGAL SERVICES

Giampaolo Botta
SPEDIPORTO—ASSOCIAZIONE
SPEDIZIONIERI CORRIERI E
TRASPORTATORI DI GENOVA

Giuseppe Broccoli
BDALAW

Marco Buffarini
MINISTERO DELL'ECONOMIA
E FINANZE

Sergio Calderara
CLEGAL

Federico Calloni
STUDIO CORNO—MEMBER
OF RUSSELL BEDFORD
INTERNATIONAL

Gianluca Cambareri
TONUCCI & PARTNERS

Antonio Campagnoli
IL PUNTO REAL
ESTATE ADVISOR

Stefano Cancarini
PWC—TAX AND
LEGAL SERVICES

Ludovica Cantoresi
COURT OF APPEAL OF ROME

Fabiola Capparelli
PWC—TAX AND
LEGAL SERVICES

Antonio Cappello
CONSIGLIO NAZIONALE
DEL NOTARIATO

Cecilia Carrara
LEGANCE AVVOCATI ASSOCIATI

Alberto Castelli
STUDIO LEGALE ASSOCIATO
AD ASHURST LLP

Sandro Cecili
ARIETI S.P.A. ACEA GROUP

Da Sol Choi
STUDIO LEGALE ASSOCIATO
AD ASHURST LLP

Flavio Ciotti
CLEARY GOTTlieb STEEN
& HAMILTON LLP

Domenico Colella
ORSINGER ORTU—
AVVOCATI ASSOCIATI

Lorenzo Colombi Manzi
WHITE & CASE LLP

Fabrizio Colonna
STELÉ PERELLI

Mattia Colonnelli de Gasperis
COLONNELLI DE GASPERIS
STUDIO LEGALE

Carlo Alberto Mario Corazzini
RISTUCCIA TUFARELLI
E ASSOCIATI

Barbara Corsetti
PORTOLANO CAVALLLO
STUDIO LEGALE

Filippo Corsini
CHIOMENTI STUDIO LEGALE

Barbara Cortesi
STUDIO LEGALE GUASTI

Yvette Costa
WHITE & CASE LLP

Andrea Covolan
MACCHI DI CELLERE GANGEMI

Salvatore Cuzzocrea
PWC—TAX AND
LEGAL SERVICES

Mariano Davoli
PIROLA PENNUTO ZEI
& ASSOCIATI

Daniele De Benedetti
STUDIO AVV. DANIELE
DE BENEDETTI

Francesca De Paolis
STUDIO LEGALE
SALVATORE DE PAOLIS

Andrea De Pieri
SHEARMAN & STERLING LLP

Rosa Del Sindaco
ABBATESCIANNI STUDIO
LEGALE E TRIBUTARIO

Claudio Di Falco
CLEARY GOTTlieb STEEN
& HAMILTON LLP

Fabrizio Di Geronimo
PWC—TAX AND
LEGAL SERVICES

Francesco Dialecti
CBA STUDIO LEGALE
E TRIBUTARIO

Silvia Digregorio
COURT OF APPEAL OF ROME

Davide Diverio
WHITE & CASE LLP

Lorenzo Fabbri
COCUZZA E ASSOCIATI

Francesco Falsetti
SALINI IMPREGILO

Maddalena Ferrari
STUDIO NOTARILE FERRARI

Barbara Mirta Ferri
PWC—TAX AND
LEGAL SERVICES

Tommaso Foco
PORTOLANO CAVALLLO
STUDIO LEGALE

Valerio Fontanesi
SHEARMAN & STERLING LLP

Emanuele Franchi
PWC ITALY

Pier Andrea Fré Torelli Massini
CARABBA & PARTNERS

Filippo Frigerio
PORTOLANO CAVALLLO
STUDIO LEGALE

Linda Nicoletta Frigo
GRUPPO PAM S.P.A.

Marialaura Frittella
COCUZZA E ASSOCIATI

Carlo Fumagalli
STUDIO FUMAGALLI

Paolo Gallarati
NCTM STUDIO LEGALE

Andrea Gangemi
PORTOLANO CAVALLLO
STUDIO LEGALE

Alessandro Generali
STUDIO LEGALE ASSOCIATO
AD ASHURST LLP

Daniele Geronzi
LEGANCE AVVOCATI ASSOCIATI

Enrica Maria Ghia
STUDIO LEGALE GHIA

Lucio Ghia
STUDIO LEGALE GHIA

Alessandra Ghisio
PWC—TAX AND
LEGAL SERVICES

Andrea Giarretta
PWC—TAX AND
LEGAL SERVICES

Vincenzo Fabrizio Giglio
GIGLIO & SCOFFERI STUDIO
LEGALE DEL LAVORO

Elena Giuffrè
STUDIO LEGALE ASSOCIATO
AD ASHURST LLP

Antonio Grieco
GRIECO E ASSOCIATI

Federico Guasti
STUDIO LEGALE GUASTI

Margot Houli
PWC—TAX AND
LEGAL SERVICES

Francesca Inchingolo
COURT OF APPEAL OF ROME

Pamela Infantino
STUDIO LEGALE ASSOCIATO
AD ASHURST LLP

Francesco Iodice
CLEARY GOTTlieb STEEN
& HAMILTON LLP

Alberto Irace
ARIETI S.P.A. ACEA GROUP

Giovanni Izzo
ABBATESCIANNI STUDIO
LEGALE E TRIBUTARIO

Ignazio La Candia
PIROLA PENNUTO ZEI
& ASSOCIATI

Francesco Laureti
NCTM STUDIO LEGALE

Luca Lavazza
PWC ITALY

Francesco Liberatori
CLEARY GOTTlieb STEEN
& HAMILTON LLP

Giovanni Liotta
CONSIGLIO NAZIONALE
DEL NOTARIATO

Stefano Liotta
ARIETI S.P.A. ACEA GROUP

Claudia Lo Cicero
AGENZIA DELLE DOGANE
E DEI MONOPOLI

Enrico Lodi
CRIF S.P.A.

Giulia Loi
ORSINGER ORTU—
AVVOCATI ASSOCIATI

Salvatore Lombardo
CONSIGLIO NAZIONALE
DEL NOTARIATO

Stefano Macchi di Cellere
MACCHI DI CELLERE GANGEMI

Federico Magi
PWC—TAX AND
LEGAL SERVICES

Carlo Majer
LITTLER

Simone Marcon
CLEARY GOTTLIEB STEEN
& HAMILTON LLP

Laura Marretta
ROMOLOTTI MARRETTA

Donatella Martinelli
STUDIO LEGALE ASSOCIATO
TOMMASINI E MARTINELLI

Federico Mattei
PWC—TAX AND
LEGAL SERVICES

Carloandrea Meacci
STUDIO LEGALE ASSOCIATO
AD ASHURST LLP

Gianluca Medina
STUDIO LEGALE ASSOCIATO
AD ASHURST LLP

Laura Mellone
BANK OF ITALY

Priscilla Merlino
NUNZIANTE MAGRONE

Marina Mirabella
LEGÁLIA

Marco Monaco Sorge
TONUCCI & PARTNERS

Alberto Moneta
PWC—TAX AND
LEGAL SERVICES

Maria Teresa Monteduro
MINISTERO DELL'ECONOMIA
E FINANZE

Micael Montinari
PORTOLANO CAVALLLO
STUDIO LEGALE

Davide Moretti
BANK OF ITALY

Valeria Morosini
TOFFOLETTO E SOCI LAW FIRM,
MEMBER OF IUS LABORIS

Davide Neirotti
PWC—TAX AND
LEGAL SERVICES

Gianmatteo Nunziante
NUNZIANTE MAGRONE

Luca Occhetta
PIROLA PENNUTO ZEI
& ASSOCIATI

Nicole Paccara
WHITE & CASE LLP

Fabiana Padroni
RISTUCCIA TUFARELLI
E ASSOCIATI

Olga Palma
PIROLA PENNUTO ZEI
& ASSOCIATI

Luciano Panzani
COURT OF APPEAL OF ROME

Giovanni Patti
ABBATESCIANNI STUDIO
LEGALE E TRIBUTARIO

Gino Pазienza
ENER-PRICE

Federica Periale
STUDIO LEGALE ASSOCIATO
AD ASHURST LLP

Alessandro Piga
WHITE & CASE LLP

Annamaria Pinzuti
STUDIO LEGALE ASSOCIATO
AD ASHURST LLP

Margherita Piromalli
WHITE & CASE LLP

Maria Progida
PWC—TAX AND
LEGAL SERVICES

Daniele Raynaud
RAYNAUD STUDIO LEGALE

Valentina Ricci
STELÉ PERELLI

Marianna Ristuccia
RISTUCCIA TUFARELLI
E ASSOCIATI

Cinzia Romano
STUDIO LEGALE
SALVATORE DE PAOLIS

Tommaso Edoardo Romolotti
ROMOLOTTI MARRETTA

Davide Rossini
APL SRL

Michele Salemo
LEXOPERA

Francesca Salerno
LEGANCE AVVOCATI ASSOCIATI

Michele Salerno
KRCOM

Alessandro Salvador
SHEARMAN & STERLING LLP

Giuseppe Santarelli
TONUCCI & PARTNERS

Arturo Santoro
PIROLA PENNUTO ZEI
& ASSOCIATI

Alice Scotti
STUDIO LEGALE GUASTI

Lidia Maria Sella
STUDIO CORNO—MEMBER
OF RUSSELL BEDFORD
INTERNATIONAL

Dario Sencar
PWC ITALY

Susanna Servi
CARABBA & PARTNERS

Ginevra Sforza
PORTOLANO CAVALLLO
STUDIO LEGALE

Massimiliano Silveti
LEGÁLIA

Luca Sportelli
CLEARY GOTTLIEB STEEN
& HAMILTON LLP

Maria Antonietta Tanico
STUDIO LEGALE TANICO

Andrea Tedioli
STUDIO LEGALE TEDIOLI

Giuseppe Telesca
AGENZIA DELLE ENTRATE

Roberto Tirone
COCUZZA E ASSOCIATI

Francesca Tironi
PWC—TAX AND
LEGAL SERVICES

Giacinto Tommasini
STUDIO LEGALE ASSOCIATO
TOMMASINI E MARTINELLI

Luca Tormen
PORTOLANO CAVALLLO
STUDIO LEGALE

Nicola Toscano
STUDIO LEGALE ASSOCIATO
AD ASHURST LLP

Silvia Totti
WHITE & CASE LLP

Stefano Tresca
ISEED

Luca Tufarelli
RISTUCCIA TUFARELLI
E ASSOCIATI

Valentina Turco
PORTOLANO CAVALLLO

Rachele Vacca de Dominicis
GRIECO E ASSOCIATI

Mario Valentini
PIROLA PENNUTO ZEI
& ASSOCIATI

Elisabetta Ventrella
BDALAW

Gloria Vigilante
STUDIO LEGALE ASSOCIATO
AD ASHURST LLP

Fabio Zanchi
BDALAW

Nicola Zanotelli

Emilio Zendri
ARJETI S.P.A. ACEA GROUP

Filippo Zucchinelli
PWC—TAX AND
LEGAL SERVICES

JAMAICA

CARL CHEN & ASSOCIATES

INTERPLAN

PWC JAMAICA

RIVI GARDENER &
ASSOCIATE LTD.

Althea Anderson
LEX CARIBBEAN

Comnore Bennett

Gregory Bennett
NATIONAL ENVIRONMENT
& PLANNING AGENCY

Christopher Bovell
DUNNCOX

Garfield Bryan
OFFICE OF UTILITIES
REGULATION

Errington Case
JAMAICA PUBLIC SERVICE
COMPANY LIMITED

Alexander Corrie
LIVINGSTON,
ALEXANDER & LEVY

Kevin Cunningham
ABTAX LIMITED

Joan Ferreira-Dallas
ABTAX LIMITED

Nicole Foga
FOGA DALEY

Patricia Francis
TRADE FACILITATION
SECRETARIAT

David Geddes
OFFICE OF UTILITIES
REGULATION

Kay-Ann Graham
NUNES, SCHOLEFIELD
DELEON & CO.

Narda Graham
DUNNCOX

Gabrielle Grant
MYERS, FLETCHER & GORDON,
MEMBER OF LEX MUNDI

Matthieu H. J. Beckford
RATTRAY PATTERSON RATTRAY

Howard Harris
FOGA DALEY

Hopeton Heron
OFFICE OF UTILITIES
REGULATION

Michael Hylton
HYLTON POWELL

Donovan Jackson
NUNES, SCHOLEFIELD
DELEON & CO.

Mikhail Jackson
LIVINGSTON,
ALEXANDER & LEVY

Topaz Johnson
DUNNCOX

Joan Lawla
UNIVERSITY OF TECHNOLOGY

Melinda Lloyd
JAMAICA PUBLIC SERVICE
COMPANY LIMITED

Rachael Lodge
FOGA DALEY

Marlon Lowe
JAMAICA CUSTOMS
DEPARTMENT

Kerri-Anne Mayne
MYERS, FLETCHER & GORDON,
MEMBER OF LEX MUNDI

Horace Messado
JAMAICA PUBLIC SERVICE
COMPANY LIMITED

Alton Morgan
LEGIS-ALTON E. MORGAN &
CO. ATTORNEYS-AT-LAW

Sandralyn Nembhard
ABTAX LIMITED

Shyvonne Osborne-Perry
FOGA DALEY

Gina Phillipps Black
MYERS, FLETCHER & GORDON,
MEMBER OF LEX MUNDI

Shalise Porteous
NATIONAL LAND AGENCY

Kevin Powell
HYLTON POWELL

Judith Ramlogan
COMPANIES OFFICE

Paul Randall
CREDITINFO JAMAICA LIMITED

Hilary Reid
MYERS, FLETCHER & GORDON,
MEMBER OF LEX MUNDI

Velma Ricketts Walker
JAMAICA CUSTOMS
DEPARTMENT

Trevor Riley
THE SHIPPING ASSOCIATION
OF JAMAICA

Camile Rose
JAMAICA PUBLIC SERVICE
COMPANY LIMITED

Bernard Shepherd
LEX CARIBBEAN

Jacqueline Simmonds
JAMAICA PUBLIC SERVICE
COMPANY LIMITED

Chantal Simpson
MYERS, FLETCHER & GORDON,
MEMBER OF LEX MUNDI

Hakon Stefansson
CREDITINFO JAMAICA LIMITED

Craig Stephen
CREDITINFO JAMAICA LIMITED

Danielle Stiebel
MYERS, FLETCHER & GORDON,
MEMBER OF LEX MUNDI

Stuart Stimpson
HART MUIRHEAD FATTA
ATTORNEYS AT LAW

Marlene Street Forrest
JAMAICA STOCK EXCHANGE

Humphrey Taylor
TAYLOR CONSTRUCTION LTD.

Sherica Taylor
LEX CARIBBEAN

Kanika Tomlinson
THE TRADE BOARD

Kris-Anthony Turner
DUNNCOX

Cheriese Walcott
NATIONAL LAND AGENCY

Andre Williams
JAMAICA CUSTOMS
DEPARTMENT

Dominic Williams
JAMAICA PUBLIC SERVICE
COMPANY LIMITED

Kelley Wong
LIVINGSTON,
ALEXANDER & LEVY

Angelean Young-Daley
JAMAICA PUBLIC SERVICE
COMPANY LIMITED

JAPAN

NIPPON EXPRESS CO. LTD.

T. Adachi
SANKYU INC OSAKA BR.

Daiki Akahane
LAW OFFICES OF AKAHANE,
ISEKI & HONDA (AIH LAW)

Masaaki Aono
MINISTRY OF JUSTICE

Junji Arai
KINDEN CO.

Nakamura Atushi
TOKYO ELECTRIC POWER
COMPANY INC.

Fumika Cho
WHITE & CASE

Takuya Eguchi
MORI HAMADA &
MATSUMOTO—OSAKA

Toyoki Emoto
ATSUMI & SAKAI

Kayoko Fujii
JAPAN CREDIT INFORMATION
REFERENCE CENTER CORP.

Kiyoshi Fujita
ADACHI, HENDERSON,
MIYATAKE & FUJITA

Miho Fujita
ADACHI, HENDERSON,
MIYATAKE & FUJITA

Rika Fukazawa
FUKAZAWA SHAROUSHI OFFICE

Tatsuya Fukui
ATSUMI & SAKAI

Shinnosuke Fukuoka
NISHIMURA & ASAHI

Teichi Haraguchi
EY

Norio Harasawa
ISHIKAWA-GUMI LTD.

Yuichi Hasegawa
ADACHI, HENDERSON,
MIYATAKE & FUJITA

Shunsuke Honda
ANDERSON MORI &
TOMOTSUNE

Akiko Hori
SHIHOSHOSHI LAWYER
OFFICE AKIKO HORI

Kei Horiguchi
WHITE & CASE

Harufumi Hoshino
KANSAI ELECTRIC POWER

Masaaki Iino
BE AMBITIOUS SOCIAL
INSURANCE LABOR
CONSULTANT CORPORATION

Shouchi Imanishi
LAWYER

Hiroshi Inagaki
HANKYU HANSHIN
EXPRESS CO. LTD.

Ryuji Ino
EY

Koichi Ishikawa
ANDERSON MORI &
TOMOTSUNE

Yukitaka Ishizaka
TOKYO ELECTRIC POWER
COMPANY INC.

Akiko Isoyama
PWC TAX JAPAN

Takeshi Kakeya
TOKYO ELECTRIC POWER
COMPANY INC.

Hiroaki Kakihira
CHUO SOGO LAW OFFICE

Saki Kamiya
ANDERSON MORI &
TOMOTSUNE

Kazuo Kasai
WHITE & CASE

Hiroshi Kasuya
BAKER MCKENZIE

Takumi Kiriyaama
NISHIMURA & ASAHI

Akemi Kito
PWC TAX JAPAN

Akiko Kobayashi
CREDIT INFORMATION
CENTER CORP.

Masayoshi Kobayashi
BAKER MCKENZIE

Daizo Kodama
TOKYO ELECTRIC POWER
COMPANY INC.

Hiroyuki Konishi
KONISHI TAX AND
ACCOUNTING

Yasuyuki Kuribayashi
CITY-YUWA PARTNERS

Daisuke Matsui
SHEARMAN & STERLING LLP

Hiroaki Matsui
NISHIMURA & ASAHI

Naoki Matsuo
CITY-YUWA PARTNERS

Nobuaki Matsuoka
OSAKA INTERNATIONAL
LAW OFFICES

Kazuya Miyakawa
PWC TAX JAPAN

Reimi Miyamoto

Toshio Miyatake
ADACHI, HENDERSON,
MIYATAKE & FUJITA

Teppei Mogi
OH-EBASHI LPC & PARTNERS

Kenjiro Mori
OSAKA INTERNATIONAL
BUSINESS PROMOTION CENTER

Michihiro Mori
NISHIMURA & ASAHI

Yuka Morita
MINISTRY OF LAND,
INFRASTRUCTURE,
TRANSPORT AND TOURISM

Tatsuaki Murakami
NISHIMURA & ASAHI

Hirosato Nabika
CITY-YUWA PARTNERS

Satoshi Nagaura
NAGAUURA PERSONNEL
MANAGEMENT OFFICE

Hideito Nakai
KINDEN CO.

Kohei Nakajima
EY

Jumpei Nakata
EY

Ken Nakatsuka
NAKATSUKA KEN TAX
ACCOUNTING OFFICE

Masahiro Nakatsukasa
CHUO SOGO LAW OFFICE

Noriyuki Nishi
N&A LEGAL OFFICE

Hiromasa Nishibayashi
NISHIBAYASHI LABOR
AND SOCIAL SECURITY
ATTORNEY'S OFFICE

Keisuke Nishimura
WHITE & CASE

Miho Niunoya
ATSUMI & SAKAI

Hiroko Numata
LABOR AND SOCIAL SECURITY
ATTORNEY HARNESSE, INC.

Fumiya Obinata
NISHIMURA & ASAHI

Takashi Oguchi
CHUO SOGO LAW OFFICE

Takeshi Ogura
OGURA ACCOUNTING OFFICE

Takashi Ohira
NIPPON TELEGRAPH AND
TELEPHONE CORPORATION

Hajime Ohkubo
JAPAN CREDIT INFORMATION
REFERENCE CENTER CORP.

Kotaro Okamoto
EY

Isamu Onishi
MINISTRY OF JUSTICE

Yoshihiko Ono
LABOR AND SOCIAL
SECURITY ATTORNEY
YOSHIIHIKO ONO OFFICE

Anna Redmond
TORAY INDUSTRIES, INC.

Yoko Sagawa
SAGAWA LABOR AND SOCIAL
SECURITY ATTORNEY

Takashi Saito
CITY-YUWA PARTNERS

Yoko Saito
WHITE & CASE LLP JAPAN

Hitomi Sakai
KOJIMA LAW OFFICES

Yuka Sakai
CITY-YUWA PARTNERS

Keiko Sakurai
SAKURAI INTERNATIONAL
LEGAL PARTNER

Sara Sandford
GARVEY SCHUBERT
BARER LAW FIRM

Hitoshi Saruwatari
KINKI TSUKAN CO. LTD.

Kei Sasaki
ANDERSON MORI &
TOMOTSUNE

Ichiro Sato

Tetsuro Sato
BAKER MCKENZIE

Yuri Sugano
NISHIMURA & ASAHI

Junya Suzuki
BAKER MCKENZIE

Nobuhiko Suzuki
SHEARMAN & STERLING LLP

Yasuyuki Suzuki
HAYABUSA ASUKA
LAW OFFICES

Hiroaki Takahashi
ANDERSON MORI &
TOMOTSUNE

Hiroto Takahashi
ATSUMI & SAKAI

Yohei Takayanagi
KANSAI ELECTRIC POWER

Junichi Tobimatsu
TOBIMATSU LAW

Kazuki Toriuchi
ALPS LOGISTICS CO. LTD.

Takaharu Totsuka
ANDERSON MORI &
TOMOTSUNE

Naohiro Toyoda
AEON FINANCIAL
SERVICE CO. LTD.

Hiroe Toyoshima
NAKAMOTO & PARTNERS

Yoshito Tsuji
OBAYASHI CORPORATION

Takeo Tsukamoto
NISHIMURA & ASAHI

Ichiro Tsumiomori
EY

Shougo Tsuruta
PWC TAX JAPAN

Yusuke Tuji
MINISTRY OF JUSTICE

Toru Ueno
TOKYO ELECTRIC POWER
COMPANY INC.

Tomoko Unaki
JAPAN INTERNATIONAL
COOPERATION AGENCY (JICA)

Yuichi Urata
OH-EBASHI LPC & PARTNERS

Jun Usami
WHITE & CASE

Kenji Utsumi
NAGASHIMA OHNO
& TSUNEMATSU

Kosei Watanabe

Michi Yamagami
ANDERSON MORI &
TOMOTSUNE

Akihiro Yamamoto
TOBIMATSU LAW

Shunichi Yamamoto
YAMAMOTO TAX
ACCOUNTING OFFICE

Takayuki Yamashita
GARVEY SCHUBERT
BARER LAW FIRM

Hiroaki Yotabun
TOKYO HIGH COURT

JORDAN

BARGHOUTI KIRFAN
HATTAR ADVOCATES
EY

JORDAN SECURITIES
COMMISSION

PWC JORDAN

Hisham Ababneh
SAFWAN MOUBAYDEEN
LAW FIRM IN ASSOCIATION
WITH DENTONS

Yafa Abourah
AL TAMIMI & COMPANY
ADVOCATES & LEGAL
CONSULTANTS

Hayja'a Abu Al Hayja'a
TALAL ABU GHAZALEH
LEGAL SERVICES CO.

Nayef Abu Alim
PREMIER LAW FIRM LLP

Hanin Abughazaleh
AL TAMIMI & COMPANY
ADVOCATES & LEGAL
CONSULTANTS

Waleed Adi
EMRC ENERGY AND MINERALS
REGULATORY COMMISSION

Ahmad Alalem
JORDAN CUSTOMS

Fadi Al-Tawabini
CRIF JORDAN

Bassam Gh Al Abdallat
QUDAH LAW FIRM

Zeina Al Nabih
AL TAMIMI & COMPANY
ADVOCATES & LEGAL
CONSULTANTS

Wijdan Al Rabadi
EMRC ENERGY AND MINERALS
REGULATORY COMMISSION

Ziad Al Shufiyyen
EMRC ENERGY AND MINERALS
REGULATORY COMMISSION

Suliman Al Talib
ISTD

Eman M. Al-Dabbas
INTERNATIONAL BUSINESS
LEGAL ASSOCIATES

Islam Alharhashi
IHQAQ

Omar Aljazy
ALJAZY & CO. ADVOCATES
& LEGAL CONSULTANTS

Mohanna Al-Kattan
GREATER AMMAN
MUNICIPALITY

Sabri S. Al-Khassib
AMMAN CHAMBER
OF COMMERCE

Faris Al-Louzi
SANAD LAW GROUP,
IN ASSOCIATION WITH
EVERSHEDS SUTHERLAND

Liana Al-Mufleh
HAMMOURI & PARTNERS
LAW FIRM

Asma'a Al-Regeb
CENTRAL BANK OF JORDAN

Moath Alsbini
EMRC ENERGY AND MINERALS
REGULATORY COMMISSION

Hussien Alsorakhi
ISTD

Essa Amawi
AMAWI & CO. ADVOCATES
& LEGAL CONSULTANTS

Mohammed Amawi
AMAWI & CO. ADVOCATES
& LEGAL CONSULTANTS

Ahmad Amoudi
CRIF JORDAN

Faisal Asfour
KHALIFEH & PARTNERS
LAWYERS

Raaed Asfour
ISTD

Mazen M. Badwan
DEPARTMENT OF
LANDS & SURVEY

Arianna Barilaro
EREIFEI & PARTNERS
INTERNATIONAL LAW FIRM

Aya Bassoumi
HAMMOURI & PARTNERS
LAW FIRM

Ayham Batareseh
ZALLOUM & LASWI LAW FIRM

Yotta Bulmer
HAMMOURI & PARTNERS
LAW FIRM

Fares Dabbas
SANAD LAW GROUP,
IN ASSOCIATION WITH
EVERSHEDS SUTHERLAND

Waddah El Chaer
EL CHAER LAW FIRM

Mohammad Mufleh El-Qudah
QUDAH LAW FIRM

Haytham Ereifej
EREIFEI & PARTNERS
INTERNATIONAL LAW FIRM

Bashar Gammaz
HAMMOURI & PARTNERS
LAW FIRM

Aya Garbieh
CENTRAL BANK OF JORDAN

Ziad Ghanma
CENTRAL BANK OF JORDAN

Nabeel Ghazaleh
TALAL ABU GHAZALEH
LEGAL SERVICES CO.

Lana Habash
SANAD LAW GROUP,
IN ASSOCIATION WITH
EVERSHEDS SUTHERLAND

Tariq Hammouri
HAMMOURI & PARTNERS
LAW FIRM

George Hazboun
INTERNATIONAL CONSOLIDATED
FOR LEGAL CONSULTATIONS

Reem Hazboun
INTERNATIONAL CONSOLIDATED
FOR LEGAL CONSULTATIONS

Tayseer Ismail Ibrahim
NOUR ALSHARQ TRADE
COMPANY ENGINEERING
& COMPANY SERVICES

Farah Jaradat
HAMMOURI & PARTNERS
LAW FIRM

Basel Kaware
KAWAR TRANSPORT &
TRANSIT KARGO

Ahmed Khalifeh
HAMMOURI & PARTNERS
LAW FIRM

Ammar Krayim
KRAYIM CONSTRUCTION

Lama Krayim
KRAYIM CONSTRUCTION

Mahmoud Kreishan
SANAD LAW GROUP,
IN ASSOCIATION WITH
EVERSHEDS SUTHERLAND

Rasha Laswi
ZALLOUM & LASWI LAW FIRM

AbdelRahman Malhas
ALI SHARIF ZU'BI, ADVOCATES
& LEGAL CONSULTANTS,
MEMBER OF LEX MUNDI

Ali Mnaver
AMMAN MAGISTRATE'S COURT

Dana Mubaidien
KHALIFEH & PARTNERS
LAWYERS

Tareef Nabeel
NABEEL LAW OFFICES

Naith Nabulsi
ZALLOUM & LASWI LAW FIRM

Thaer Najdawi
A & T NAJDAMI LAW FIRM

Adnan Naji
CENTRAL BANK OF JORDAN

Khalidoun Nazer
KHALIFEH & PARTNERS
LAWYERS

Majd Nemeh
INTERNATIONAL CONSOLIDATED
FOR LEGAL CONSULTATIONS

Hazem Nimri
MAISAM ARCHITECTS

Ramzi Nuzha
COMPANIES GENERAL
CONTROLLER

Rami Obeid
CENTRAL BANK OF JORDAN

Hamza Obidat
INTERNATIONAL CONSOLIDATED
FOR LEGAL CONSULTATIONS

Mahmoud Ibrahim Odeh
ARCH GLOBAL LOGISTICS

Ala'a Qattan
QATTAN LAW FIRM

Osama Y. Sabbagh
THE JORDANIAN ELECTRIC
POWER CO. LTD. (JEPSCO)

Tareq Sahouri
SAHOURI & PARTNERS LLC

Wesam Said
JORDAN CUSTOMS

Siwar Saket
KHALIFEH & PARTNERS
LAWYERS

Majdi Salaita
ALI SHARIF ZU'BI, ADVOCATES
& LEGAL CONSULTANTS,
MEMBER OF LEX MUNDI

Khaled Saqqaf
AL TAMIMI & COMPANY
ADVOCATES & LEGAL
CONSULTANTS

Omar Sawadha
HAMMOURI & PARTNERS
LAW FIRM

Mohammad Sawafeen
LAND AND SURVEY
DIRECTORATE

Manhal Sayegh
THE JORDANIAN ELECTRIC
POWER CO. LTD. (JEPSCO)

Mouen M. Sayegh
DEPARTMENT OF
LANDS & SURVEY

Firas Sharaiha
RABAH AND SHARAIHA
LEGAL CONSULTANTS

Rahaf Shneikat
HAMMOURI & PARTNERS
LAW FIRM

Batool Ghassan Tanash
QUDAH LAW FIRM

Moawiah Tarawneh
KHALIFEH & PARTNERS
LAWYERS

Khaled Tuffaha
KPMG KAWASMY &
PARTNERS CO.

Basel Uraiqat
URAIQAT ARCHITECTS

Basma Abdallah Uraiqat
URAIQAT ARCHITECTS

Ala' Z. Jardaneh
JARDANEH LAW FIRM

Azzam Zalloum
ZALLOUM & LASWI LAW FIRM

Deema Abu Zulaikha
TALAL ABU GHAZALEH
LEGAL SERVICES CO.

KAZAKHSTAN

ALMATY BAR ASSOCIATION

Emil Halilyevich Abdrashitov
NOTARY ASSOCIATION
OF THE ALMATY CITY

Sardar Inarovich Abdysadykov
NOTARY ASSOCIATION
OF THE ALMATY CITY

Kuben Abzhanov
BAKER MCKENZIE

Dariga Adanbekova
CENTIL LAW FIRM

Kirill Afanasyev
SCHNEIDER GROUP

Ilgar Agalar
MUGAN

Bulat Ahmetov
ARHICO ARHSTUDIO

Zulfiya Akchurina
GRATA INTERNATIONAL

Saparbek Akzhambaev
MINISTRY OF JUSTICE

Gaukhar Alibekova
NATIONAL BANK OF
KAZAKHSTAN

Assel Aralbayeva
SUPREME COURT

Yermek Aubakirov
MICHAEL WILSON &
PARTNERS LTD.

Aigul Baizhanova
MINISTRY OF JUSTICE

Kulbarshyn Bazarbekova
PKF SAPA-AUDIT

Aidos Bekov
JSC STATE CREDIT BUREAU

Dina Bektemirova
SYNERGY PARTNERS LAW FIRM

Maja Bektemurova
ALMATY ENERGO ZBYT

Timur Bizhanov
MINISTRY OF REGIONAL
DEVELOPMENT

Aizhan Bozaeva
MINISTRY OF FINANCE

Aziza Bozhakanova
MINISTRY OF JUSTICE

Shyngys Chotuyev
CENTIL LAW FIRM

Alexander Chumachenko
AEQUITAS LAW FIRM LLP

Yuliya Chumachenko
AEQUITAS LAW FIRM LLP

Dmitriy Chumakov
SAYAT ZHOLSHY & PARTNERS

Ali Dautalinov
SYNERGY PARTNERS LAW FIRM

Ruslan Degtyarenko
DENTONS KAZAKHSTAN LLP

Yerzhan Dossymbekov
GRANT THORNTON LLP

Aidana Duisen
EY

Ilyas Dusenov
NUCLEAR AND ENERGY
SUPERVISION AND CONTROL
COMMITTEE OF THE
MINISTRY OF ENERGY

Sofia Dushkina
NATIONAL BANK OF
KAZAKHSTAN

Inara Elemanova
CENTIL LAW FIRM

Sungat Essimkhanov
NUCLEAR AND ENERGY
SUPERVISION AND CONTROL
COMMITTEE OF THE
MINISTRY OF ENERGY

Asror Fayzov
CENTIL LAW FIRM

Alexander Giros
PARADIGM PROJECTS
KAZAKHSTAN

Daniyar Isabekov
NUCLEAR AND ENERGY
SUPERVISION AND CONTROL
COMMITTEE OF THE
MINISTRY OF ENERGY

Gulnar Batzhanovna Isabekova
ALATAU ZHARYK

Majira Iskakova
ALMATY ENERGO ZBYT

Yerlan Ismailov
NATIONAL BANK OF
KAZAKHSTAN

Dinara Jarmukhanova
CENTIL LAW FIRM

Galiya Joldybayeva
MINISTRY OF INVESTMENTS
AND DEVELOPMENT

Mariyash Kabikenova
REHABILITATION MANAGER

Assel Kabiyeva
GRATA INTERNATIONAL

Elena Kaeva
PWC KAZAKHSTAN

Marina Kahiani
GRATA INTERNATIONAL

Aktoty Kajyrgalieva
NUCLEAR AND ENERGY
SUPERVISION AND CONTROL
COMMITTEE OF THE
MINISTRY OF ENERGY

Zhansaya Kalybekova
EY

Mira Kamzina
NATIONAL BANK OF
KAZAKHSTAN

Maksud Karaketov
CENTIL LAW FIRM

Yerbol Karimov
OLYMPX ADVISERS

Alimzhan Karkinbaev
MINISTRY OF REGIONAL
DEVELOPMENT

Anel Kassabulatova
SIGNUM LAW FIRM

Madina Kazhimova
MINISTRY OF NATIONAL
ECONOMY

Saltanat Kemalova
SIGNUM LAW FIRM

Aigoul Kenjebayeva
DENTONS KAZAKHSTAN LLP

Yekaterina Khamidullina
AEQUITAS LAW FIRM LLP

Zhansaja Konirbayeva
MINISTRY OF JUSTICE

Askar Konyshbayev
GRATA INTERNATIONAL

Nikita Korolkov
DELOITTE

Ibragim Kouky
GRATA INTERNATIONAL

Gaukhar Kudaibergenova
SIGNUM LAW FIRM

Tair Kultelev
AEQUITAS LAW FIRM LLP

Sabyr Kulyshov
KAZLOGISTICS (UNION
OF TRANSPORT AND
LOGISTICS COMPANIES
AND ASSOCIATIONS)

Oleg Kunayev
AGRO STAR GRAIN LLC

Dinara S. Kunenova
BMF PARTNERS LAW FIRM LLP

Gulfiya Kurmanova
EY

Romina Kushkenova
GRATA INTERNATIONAL

Gulmira Lamacharipova
MINISTRY OF JUSTICE

Elena Lee
MICHAEL WILSON &
PARTNERS LTD.

Akbota Maksatova
SYNERGY PARTNERS LAW FIRM

Zhanar Mamagulova
NATIONAL BANK OF
KAZAKHSTAN

Marzhan Mardenova
PWC KAZAKHSTAN

Yessen Massalin
OLYMPX ADVISERS

Nurkhan Mermankulov
SUPREME COURT

Bolat Miyatov
GRATA INTERNATIONAL

Victor Mokrousov
DECHERT KAZAKHSTAN LLP

Murat Moldashev
DHL INTERNATIONAL
KAZAKHSTAN

Elena Motovilova
MINISTRY OF FINANCE

Andrei Mukazhanov
ALMATY ENERGO ZBYT

Assel Mukhambekova
GRATA INTERNATIONAL

Abylkhair Nakipov
SIGNUM LAW FIRM

Aisulu Narbayeva
BAKER TILLY KAZAKHSTAN

Yevgeniya Nossova
DECHERT KAZAKHSTAN LLP

Islambek Nurzhanov
SYNERGY PARTNERS LAW FIRM

Ruslan Omarov
FIRST CREDIT BUREAU

Sergazy Omash
SUPREME COURT

Kazieva Orynkul
STATE REVENUE COMMITTEE

Abubakirsydyk Perdebaev
NUCLEAR AND ENERGY
SUPERVISION AND CONTROL
COMMITTEE OF THE
MINISTRY OF ENERGY

Andrey Yuriyevich
Ponomarenko
ALMATY BRANCH OF THE RSE
RESEARCH AND PRODUCTION
CENTER OF LAND CADASTRE

Darya Ryapissova
GRATA INTERNATIONAL

Malika Sadykova
GRATA INTERNATIONAL

Muhambet Sambetov
ASSOCIATION OF
KAZAKHSTAN NATIONAL
FREIGHT FORWARDERS

Talgat Sariev
SIGNUM LAW FIRM

Yerlan Serikbayev
MICHAEL WILSON &
PARTNERS LTD.

Aida Shadirova
DECHERT KAZAKHSTAN LLP

Yerzhan Shermakhanbetov
NATIONAL BANK OF
KAZAKHSTAN

Gennady Shestakov
KAZAKHSTAN
LOGISTICS SERVICE

Meruert Sisembaeva
MINISTRY OF FINANCE

Alzhan Stamkulov
SYNERGY PARTNERS LAW FIRM

Nurzhan Stamkulov
SYNERGY PARTNERS LAW FIRM

Ulan Stybayev
SIGNUM LAW FIRM

Roza Taizhanova
OLYMPX ADVISERS

Yerbol Temirov
NUCLEAR AND ENERGY
SUPERVISION AND CONTROL
COMMITTEE OF THE
MINISTRY OF ENERGY

Dana Tokmurzina
PWC KAZAKHSTAN

Yerzhan Toktarov
SAYAT ZHOLSHY & PARTNERS

Botanova Totynur
STATE REVENUE COMMITTEE

Aigul Turetayeva
GRATA INTERNATIONAL

Maria Turganbaeva
MINISTRY OF JUSTICE

Nurken Turmakhambetov
MINISTRY OF REGIONAL
DEVELOPMENT

Alexandr Tyo
CENTIL LAW FIRM

Azim Usmanov
CENTIL LAW FIRM

Aliya Utegaliyeva
PWC KAZAKHSTAN

Nikita Sergeevich Vasilchuk
ENERGOPROMSTROI PROEKT
LLC

Sergei Vataev
DECHERT KAZAKHSTAN LLP

Michael Wilson
MICHAEL WILSON & PARTNERS LTD.

Kaisar Yegizbayev
GRATA INTERNATIONAL

Olga Olegovna Yershova
NOTARY ASSOCIATION OF THE ALMATY CITY

Yerzhan Yessimkhanov
GRATA INTERNATIONAL

Marina Yudina
PANALPINA WORLD TRANSPORT LLP

Zhanar Zh. Zhandossova
BMF PARTNERS LAW FIRM LLP

Alim Zhabelov
PANALPINA WORLD TRANSPORT LLP

Saken Zhailauov
CONSTRUCTION COMPANY GRAND STROY

Darya Zhanyrbayeva
GRATA INTERNATIONAL

Zarina Zhazykbayeva
ZM GESHEFT

Bulat Zhulamanov
SUPREME COURT

Liza Zhumakhmetova
SIGNUM LAW FIRM

Sofiya Zhylkaidarova
SIGNUM LAW FIRM

Anton Zinoviev

KENYA

Job Achoki
DALY & INAMDAR ADVOCATES

Chrysostom Akhaabi
ISEME, KAMAU & MAEMA ADVOCATES

Philip Aluku
SDV TRANSAMI

Simon B. Luseno
KENYA REVENUE AUTHORITY

John Bett
KENYA TEA DEVELOPMENT AGENCY

Hillary Biwott
CAPITAL MARKETS AUTHORITY

Philip Coulson
BOWMANS, COULSON HARNEY LLP

Rainbow Field
BOWMANS, COULSON HARNEY LLP

Oliver Fowler
KAPLAN & STRATTON

Peter Gachuhi
KAPLAN & STRATTON

Harveen Gadhoke
DELOITTE KENYA

Stephen Gatama
ARIYA LEASING LIMITED

Francis Gichuhi Kamau
A4 ARCHITECT

William Ikutha Maema
ISEME, KAMAU & MAEMA ADVOCATES

Mungai James Njenga
ANJARWALLA & KHANNA ADVOCATES

Gatuyu Justice
WARUHIU K'OWADE & NG'ANG'A ADVOCATES

Mary Kahura
MMC AFRICA LAW

Isaac Kalua
HONDA MOTORCYCLE KENYA LTD.

Kenneth Kamaitha
KAPLAN & STRATTON

Martha Kamanu-Mutugi
KENYA POWER

Cathrine Kamau
DELUXE INKS LIMITED

Samuel Kamunyu
CAPITAL MARKETS AUTHORITY

Margaret Kanini
THE KENYA POWER AND LIGHTING COMPANY LTD.

Beth Karanja
CAPITAL MARKETS AUTHORITY

Apollo Karumba
PWC KENYA

John Keriako
PWC KENYA

Hassan Kibet
ISEME, KAMAU & MAEMA ADVOCATES

Alan Kigen
KAMOTHO MAIYO & MBATIA ADVOCATES

Timothy Kiman
SIGINON GROUP

Boniface Kioko
AFRICAN BANKING CORPORATION

Meshack T. Kipturgo
SIGINON GROUP

Anita Kiriga
BOWMANS, COULSON HARNEY LLP

Calistus Kizito O. Onyuka
HIGH COURT OF KENYA AT MILIMANI COMMERCIAL DIVISION

Owen Koimburi
MAZARS KENYA

John Kung'u
WARUHIU K'OWADE & NG'ANG'A ADVOCATES

Esther Manthi
CAPITAL MARKETS AUTHORITY

Joyce Mbui
BOWMANS, COULSON HARNEY LLP

James Mburu Kamau
ISEME, KAMAU & MAEMA ADVOCATES

Ken Melly
ISEME KAMAU & MAEMA ADVOCATES (DLA PIPER)

Emma Miloyo
DESIGN SOURCE

Mansoor A. Mohamed
RUMAN SHIPCONTRACTORS LIMITED

Peter Momanyi
MAZARS KENYA

George Muchiri
DALY & INAMDAR ADVOCATES

Maureen Mujera
O & M LAW LLP

Titus Mukora
PWC KENYA

Sylvia Mukuna
BOWMANS, COULSON HARNEY LLP

Julie Mulindi
DALY & INAMDAR ADVOCATES

Diana Mumo
OFFICE OF THE ATTORNEY GENERAL

Benjamin Musau
B.M. MUSAU & CO. ADVOCATES

Gilbert Musau
HORWATH ERASTUS & CO. MEMBER, CROWE HORWATH INTERNATIONAL

Peter Musyimi
KENYA LAW REFORM COMMISSION

Bernard Musyoka
MMC AFRICA LAW

Arnold Mutisya
BOWMANS, COULSON HARNEY LLP

Joshua Mutua
KENYA POWER

Caroline Mutuku
BUSINESS COURT USERS COMMITTEE

Jane Mutulili
LA FEMME ENGINEERING SERVICES LTD.

James Ndegwa
KENYA POWER

Christina Nduba-Banja
BOWMANS, COULSON HARNEY LLP

Mbage Ng'ang'a
WARUHIU K'OWADE & NG'ANG'A ADVOCATES

Jassan Njani
NAIROBI CITY COUNTY GOVERNMENT

Victor Njenga
KAPLAN & STRATTON

Jacqueline Njoroge
B.M. MUSAU & CO. ADVOCATES

Kamunyu Njoroge
CAPITAL MARKETS AUTHORITY

Rose Nyongesa
ISEME, KAMAU & MAEMA ADVOCATES

Conrad Nyukuri
AXIS KENYA

Fred Ochieng
HIGH COURT OF KENYA AT MILIMANI COMMERCIAL DIVISION

Mary Ochola
KENYA POWER

Milly Odari
ISEME, KAMAU & MAEMA ADVOCATES

Robert Oimeke
ENERGY REGULATORY COMMISSION (ERC)

Boaz Okeyo
PWC KENYA

Kennedy Okoyo
PWC KENYA

Sam Omukoko
METROPOL CORPORATION LTD.

Esther Omulele
MMC AFRICA LAW

Andrew Ondieki
PWC KENYA

Belinda Ongonga
BOWMANS, COULSON HARNEY LLP

Phillip Onyango
O & M LAW LLP

Tom Odhiambo Onyango
TRIPLEOKLAW ADVOCATES

Tony Osambo
UNIVERSITY OF NAIROBI

Beatrice Osicho
OFFICE OF ATTORNEY GENERAL & DEPARTMENT OF JUSTICE, BUSINESS REGISTRATION SERVICE

Cephas Osoro
HORWATH ERASTUS & CO. MEMBER, CROWE HORWATH INTERNATIONAL

Charles Osundwa
KAPLAN & STRATTON

Ambrose Rachier
RACHIER & AMOLLO ADVOCATES

Sonal Sejpal
ANJARWALLA & KHANNA ADVOCATES

Alex Semutwa
KENYA TEA DEVELOPMENT AGENCY

Smita Sharma
BOWMANS, COULSON HARNEY LLP

Elizabeth Tanui
MILIMANI LAW COURTS IN NAIROBI

Joseph Taracha
CENTRAL BANK OF KENYA

Maureen W. Makutano
AXIS KENYA

Angela Waki
BOWMANS, COULSON HARNEY LLP

Evelyn Wamae
KENYA TRADE NETWORK AGENCY (KENTRADE)

Eunice Wanja Kariuki
HIGH COURT OF KENYA AT MILIMANI COMMERCIAL DIVISION

Serah Wanjiru Nduati
KAMOTHO MAIYO & MBATIA ADVOCATES

Angela Waweru
KAPLAN & STRATTON

John Wekesa
KENYA POWER

KIRIBATI

MINISTRY OF COMMERCE, INDUSTRY AND COOPERATIVES

MINISTRY OF FINANCE AND ECONOMIC DEVELOPMENT

Mary Amanu
MOEL TRADING CO. LTD.

Kenneth Barden
ATTORNEY-AT-LAW

Anthony Frazier

Kiata Tebau Kabure
KK & SONS LAW FIRM

Willie Karakaua Maen
MOEL TRADING CO. LTD.

Motiti Moriati Koea
DEVELOPMENT BANK OF KIRIBATI

Mary Kum Kee
MOEL TRADING CO. LTD.

Terengaeua Maio
KIRIBATI TRADES UNION CONGRESS

Tion Neemia
SHIPPING AGENCY OF KIRIBATI

Retire Reboro
KIRIBATI TRADES UNION CONGRESS

Tiirora Roneti
MINISTRY OF COMMERCE, INDUSTRY AND TOURISM

Batetaake Taatua
MINISTRY OF LABOUR AND HUMAN RESOURCE DEVELOPMENT

Peter Taboia
MINISTRY OF PUBLIC WORKS AND UTILITIES

Mautaae Tannang
KIRIBATI ELECTRICAL CONSULTING & CONTRACTING SERVICES

Naare Taukoriri
SWIRE SHIPPING SERVICE

Kanata Tebebeku
KIRIBATI TRADES UNION CONGRESS

Teewe Tekaata
MINISTRY OF INFRASTRUCTURE AND SUSTAINABLE ENERGY

Naata Tekeaa
DEVELOPMENT BANK OF KIRIBATI

KOREA, REP.

DAECHEONG SHIPPING CO. LTD.

NATIONAL COURT ADMINISTRATION

Arnold Yoohum Baek
KIM & CHANG

Jennifer Min-Sook Chae
KOREA CREDIT BUREAU

Paavan Chhabra
HEALY CONSULTANTS GROUP PLC

Min Kyong Cho
WHITE & CASE LLP FOREIGN LEGAL CONSULTANT OFFICE

Young-Dae Cho
KIM & CHANG

Jin Seok Choi
YULCHON LLC

Jinhyuk Choi
BARUN LAW LLC

Kyung-Joon Choi
KIM, CHANGE & LEE

Paul Jihoon Choi
BARUN LAW LLC

Jin Yeong Chung
KIM & CHANG

Neelesh Datir
ALBIEA

Robert Flemer
KIM & CHANG

Mark Goodrich
WHITE & CASE LLP FOREIGN LEGAL CONSULTANT OFFICE

Sang-Goo Han
YOON & YANG LLC

Young Huh
HAN KYUNG ACCOUNTING CORP.

Ji-Sang Hur
KOREA CUSTOMS SERVICE

C.W. Hyun
KIM & CHANG

Won Joon Jang
LEE & KO

James I.S. Jeon
SOJONG PARTNERS

Changho Jo
SAMIL
PRICEWATERHOUSECOOPERS

Bo Moon Jung
KIM & CHANG

Haeng Chang Jung
HANARO TNS

Kyung-Won Kang
SAMIL
PRICEWATERHOUSECOOPERS

Seoyeon Kang
LEE & KO

Chul Man Kim
YULCHON LLC

Hyo-Sang Kim
KIM & CHANG

Jennifer Min Sun Kim
SOJONG PARTNERS

Jisan Kim
WHITE & CASE

Ki Young Kim
YULCHON LLC

Kwang Soo Kim
WOOSUN ELECTRIC
COMPANY LTD.

Sang-jin Kim
KEPCO

Seong Won (David) Kim
HANARO TNS

Sun Kyoung Kim
YULCHON LLC

Wonhyung Kim
YOON & YANG LLC

Yoon Young Kim
HMP LAW (PREVIOUSLY
KNOWN AS HWANG
MOK PARK PC)

Seong-Cheon Ko
SAMIL
PRICEWATERHOUSECOOPERS

Denai Koh
KIM & CHANG

Alex Joong-Hyun Lee
SAMIL
PRICEWATERHOUSECOOPERS

Jae-Hahn Lee
KIM, CHANGE & LEE

Kyu Wha Lee
LEE & KO

Kyung Yoon Lee
KIM & CHANG

Moonsub Lee
SOJONG PARTNERS

Sangmin Lee
KIM & CHANG

Seung Yoon Lee
KIM & CHANG

Su Yeon Lee
YULCHON LLC

Yong-Hee Lim
SAMIL
PRICEWATERHOUSECOOPERS

Young Min Kim
YOON & YANG LLC

Rashi Mittal
HEALY CONSULTANTS
GROUP PLC

Hyun Kyung Noh
LEE & KO

Jae Wook Oh
BARUN LAW LLC

Yon Kyun Oh
KIM & CHANG

Grace Park
KIM & CHANG

Hyemin Park
KIM & CHANG

Sang Il Park
HMP LAW (PREVIOUSLY
KNOWN AS HWANG
MOK PARK PC)

Yong Seok Park
SHIN & KIM

Jeong Seo
HANNURI LAW

Minah Seo
HMP LAW (PREVIOUSLY
KNOWN AS HWANG
MOK PARK PC)

Sungjean Seo
KIM & CHANG

Ji Seon Kim
HMP LAW (PREVIOUSLY
KNOWN AS HWANG
MOK PARK PC)

Changho Seong
SEOUL CENTRAL
DISTRICT COURT

Moon-Bae Sohn
KOREA CREDIT BUREAU

Ahn Sooyoung
HMP LAW (PREVIOUSLY
KNOWN AS HWANG
MOK PARK PC)

Kiwon Suh
CHEONJI ACCOUNTING
CORPORATION

Seung Yong
KEPCO

Jae-Yoon Yoon
KOREA CUSTOMS SERVICE

Huiwon Yun

KOSOVO

KOSOVO BUSINESS
REGISTRATION AGENCY

KPMG ALBANIA SHPK

MINISTRY OF ECONOMIC
DEVELOPMENT (MED)

MINISTRY OF TRADE
AND INDUSTRY

USAID PARTNERSHIPS FOR
DEVELOPMENT PROJECT

Bahri Berisha
KOSOVO CUSTOMS

Alexander Borg Olivier
INTERLEX ASSOCIATES LLC

Gani Bucaj
ENERGY REGULATORY OFFICE

Destan Bujupaj
DESTAN BUJUPAJ
ENFORCEMENT AGENT

Ardiana Bunjaku
SOCIETY OF CERTIFIED
ACCOUNTANTS AND AUDITORS
OF KOSOVO (SCAAK)

Shyqiri Bytyqi
VALA CONSULTING

Arber Canhasi
ARHING

Ali Curri
KESCO

Faton Demaj
PRO TRANSPORT

Naim Devetaku
VALA CONSULTING

Palush Doda
BAKER TILLY KOSOVO

Sokol Elmazaj
BOGA & ASSOCIATES

Mirjeta Emini
BOGA & ASSOCIATES

Yllka Emini
TAX ADMINISTRATION
OF KOSOVO

Lorena Gega
PRICEWATERHOUSECOOPERS
AUDIT SH.P.K.

Jashar Goga
KOSOVO CUSTOMS

Valon Hasani
LAWYER

Rudina Heroi-Puka
KESCO

Rifat Hyseni
TAX ADMINISTRATION
OF KOSOVO

Ardiana Ibrahim
BOGA & ASSOCIATES

Bejtush Isufi
INTERLEX ASSOCIATES LLC

Liresa Kadriu
VALA CONSULTING

Arben Kelmendi
KELMENDI & PARTNERS LLC

Burim Kida
TED AF SH.P.K

Abedin Matoshi
INTERLEX ASSOCIATES LLC

Leonik Mehmeti
DELOITTE

Fitore Mekaj
BOGA & ASSOCIATES

Delvina Nallbani
BOGA & ASSOCIATES

Driton Nikaj
RAIFFEISEN LEASING
KOSOVA SH.P.K.

Besim Osmani
AB OLIVIER & ASSOCIATES LLC

Valdet Osmani
ARCHITECT ASSOCIATION
OF KOSOVO

Loreta Peci
PRICEWATERHOUSECOOPERS
AUDIT SH.P.K.

Naser Prapashtica
DAI GLOBAL LLC

Blerim Prestreshi
SCLR PARTNERS

Jerina Qarri
KALO & ASSOCIATES

Vigan Rogova
ROGOVA & ASSOCIATES

Ariana Rozhaja
VALA CONSULTING

Shendrit Sadiku
PRICEWATERHOUSECOOPERS
KOSOVO

Sami Salihu
TAX ADMINISTRATION
OF KOSOVO

Jeton Shala
NNSH CAD PARTNERS

Arbena Shehu
NOTARY CHAMBER OF THE
REPUBLIC OF KOSOVO

Ardi Shita
SHITA & ASSOCIATES LLC

Servet Spahiu
MINISTRY OF ENVIRONMENT
AND SPATIAL PLANNING
OF KOSOVO

Arbresha Tuhina
BAKER TILLY KOSOVO

Valon Uka
TLW

Gëzim Xharavina
ARCHITECTURAL, DESIGN
AND ENGINEERING

Arta Xhema
BAKER TILLY KOSOVO

Lulzim Zeka
BAKER TILLY KOSOVO

Petrit Zeka
BAKER TILLY KOSOVO

Shpend Zeka
PRICEWATERHOUSECOOPERS
KOSOVO

Ruzhdi Zenelaj
DELOITTE

Ruzhdi Zeqiri
DAI GLOBAL LLC

Leke Zogaj
2M CONSULTING

Shaha Zylfiu
CENTRAL BANK OF THE
REPUBLIC OF KOSOVO

KUWAIT

KUWAIT INSURANCE COMPANY

TALAL ABU-GHAZALEH
LEGAL (TAG-LEGAL)

Maha Abbas
MACC

Maged Abd Al Hady
HORWATH AL-MUHANNA
& CO.

Nader Abdelaziz
ASAR—AL RUWAYEH
& PARTNERS

Maged Abdella
ASAR—AL RUWAYEH
& PARTNERS

Ahmed Abdou
ASAR—AL RUWAYEH
& PARTNERS

Abdulrazzaq Abdullah
ABDULRAZZAQ ABDULLAH
& PARTNERS LAW FIRM

Hossam Abdullah
AL-HOSSAM LEGAL

Shadi Abdullah
AGILITY KUWAIT

Sarry Abou Daya
ICB KUWAIT

Mohammad Abulwafa
ASAR—AL RUWAYEH
& PARTNERS

Lina Adlouni
ADLOUNI & PARTNER LAW
FIRM, LEGAL CONSULTANTS
AND ATTORNEYS

Hossam Afify
PRICEWATERHOUSECOOPERS
AL-SHATTI & CO.

Adel Al Asousi
INTERNATIONAL
COUNSEL BUREAU

Khaled Al Fahad
CAPITAL MARKET
AUTHORITY OF KUWAIT

Ali Al Faqan
INTERNATIONAL
COUNSEL BUREAU

Zeyad Al Fleej
CAPITAL MARKET
AUTHORITY OF KUWAIT

Faisal Al Ghannam
CAPITAL MARKET
AUTHORITY OF KUWAIT

Hanan Al Gharabally
CAPITAL MARKET
AUTHORITY OF KUWAIT

Sarah F. Al Kandari
CAPITAL MARKET
AUTHORITY OF KUWAIT

Shahad Al Khubaizi
CAPITAL MARKET
AUTHORITY OF KUWAIT

Osman Al Neghimesh
CAPITAL MARKET
AUTHORITY OF KUWAIT

Ibthal Al Shamali
CAPITAL MARKET
AUTHORITY OF KUWAIT

Nayef Al Yaseen
RSM ALBAZIE & CO.

Fahad Al Zumai
KUWAIT UNIVERSITY

Waleed Al-Awadhi
CENTRAL BANK OF KUWAIT

Abdullah Al-Ayoub
ABDULLAH KH. AL-AYOUB
& ASSOCIATES, MEMBER
OF LEX MUNDI

Abrar Alazemi
MINISTRY OF FINANCE

Anwar Al-Bisher
ALBISHER LEGAL GROUP

Ahmed Aldhoayan
ALRAAI LAW FIRM

Areej Aldulaimi
MINISTRY OF JUSTICE

Omar Hamad Yousuf Al-Essa
THE LAW OFFICE OF
AL-ESSA & PARTNERS

Mashari Aleyada
ALEYADA GROUP

Lulwha Alfahad
MINISTRY OF FINANCE

Nada F.A. Al-Fahad
GEC DAR GULF ENGINEERS
CONSULTANTS

Adaweyah Alfaiakawi
MINISTRY OF COMMERCE
AND INDUSTRY

Hussein Al-Ghareeb
MESHARI AL OSAIMI LAW FIRM

Nizar Al-Hamwi
AGILITY KUWAIT

Abdullah Alharoun
INTERNATIONAL
COUNSEL BUREAU

Nora Al-Haroun
CAPITAL MARKET
AUTHORITY OF KUWAIT

Abdulrahman Alhumaidan
MASHORA ADVOCATES &
LEGAL CONSULTANTS

Abdullah AlKharafi
INTERNATIONAL
COUNSEL BUREAU

Abdullah Al-Mehri
CREDIT INFORMATION
NETWORK

Fahad Al-Menayes
CREDIT INFORMATION
NETWORK

Hanan Al mudhahkah
MINISTRY OF FINANCE

Rabea Saad Al-Muhanna
HORWATH AL-MUHANNA
& CO.

Jasem Al-Oun
AREF INVESTMENT GROUP

Waleed Alowaiyesh
CAPITAL MARKET
AUTHORITY OF KUWAIT

Hashem Al-Qallaf
KUWAIT CITY COURT
OF FIRST INSTANCE,
COMMERCIAL CIRCUIT

Laila Al-Rashid
LAILA AL-RASHID LEGAL FIRM

Yousef Alroumi
CAPITAL MARKET
AUTHORITY OF KUWAIT

Jasem Alsharekh
ALRAAI LAW FIRM

Adnan Alsharrah
CREDIT INFORMATION
NETWORK

Tariq Hamad Alshatti
AL-DOSTOUR LAW FIRM

Yousef Alshereedah
INTERNATIONAL
COUNSEL BUREAU

Ahmad Almoatassem
Alshorbagy
AL HAMAD LEGAL GROUP

Fahed Al-Subaih
CAPITAL MARKET
AUTHORITY OF KUWAIT

Dalal AlSulaiti
MESHARI AL OSAIMI LAW FIRM

Haya Alzayed
MINISTRY OF JUSTICE

Akusa Batwala
ASAR—AL RUWAYEH
& PARTNERS

Lamiya Baz
PRICEWATERHOUSECOOPERS
AL-SHATTI & CO.

Piyush Bhandari
INTUIT MANAGEMENT
CONSULTANCY

Priyanka Bhandari
INTUIT MANAGEMENT
CONSULTANCY

Twinkle Anie Chacko
ABDULRAZZAQ ABDULLAH
& PARTNERS LAW FIRM

Mohandas Chowrira
CAESARS INTERNATIONAL
SHIPPING & LOGISTICS

Alok Chugh
EY

Bader Ali Dashti
CUSTOMS—GENERAL
ADMINISTRATION

Dania Dib
AL RUWAYEH &
PARTNERS (ASAR)

Talal Edan
CUSTOMS—GENERAL
ADMINISTRATION

Amr Elsayed
KUWAIT DIRECT INVESTMENT
PROMOTION AUTHORITY

Mahmoud Ezzat
CAPITAL MARKET
AUTHORITY OF KUWAIT

Jomon George
HORWATH AL-MUHANNA
& CO.

Mohammad H. Al-Juaan
MESHARI AL OSAIMI LAW FIRM

Sam Habbas
ASAR—AL RUWAYEH
& PARTNERS

Mohammad T. Hussain
AL-AHLIA CONTRACTING
GROUP

Samir Ibrahim
ALRAAI LAW FIRM

Wael S. Khalifa
GLOBAL CLEARINGHOUSE
SYSTEMS

Mazen A. Khoursheed
PACKAGING & PLASTIC
INDUSTRIES CO. KSCC

Dany Labaky
THE LAW OFFICE OF
AL-ESSA & PARTNERS

Ahmed Labib
ASAR—AL RUWAYEH
& PARTNERS

Vincent Laurin
INTERNATIONAL
COUNSEL BUREAU

Areej Marwan Al Dulimi
MINISTRY OF JUSTICE

Abbas Mayahi
SSH INTERNATIONAL

Husain Mirza Hasan
CAPITAL MARKET
AUTHORITY OF KUWAIT

Abdulrahman Mohamad
CAPITAL MARKET
AUTHORITY OF KUWAIT

Ahmad N. Mohammad
CAPITAL MARKET
AUTHORITY OF KUWAIT

Seth Ochieng
HEALY CONSULTANTS
GROUP PLC

Mohammed Radwan
ALRAAI LAW FIRM

Johnson Rajan
INTUIT MANAGEMENT
CONSULTANCY

Ganesh Ramanath
PRICEWATERHOUSECOOPERS
AL-SHATTI & CO.

Ola Saab
MASHORA ADVOCATES &
LEGAL CONSULTANTS

Eyad Sadallah
CAPITAL MARKET
AUTHORITY OF KUWAIT

Abdulwahab Abdullatif Sadeq
MEYSAN PARTNERS

Mai Sartawi
AL HAMAD LEGAL GROUP

Ibrahim Sattout
ASAR—AL RUWAYEH
& PARTNERS

Sherif Shawki
PRICEWATERHOUSECOOPERS
AL-SHATTI & CO.

Ramy Shehata
ASAR—AL RUWAYEH
& PARTNERS

Bader Sultan
AL BUSTAN AL KHALEEJI CO.

Rami Wadie

David Walker
ASAR—AL RUWAYEH
& PARTNERS

KYRGYZ REPUBLIC

Almaz Abdiev
STATE REGISTRATION SERVICE
UNDER THE GOVERNMENT
OF KYRGYZ REPUBLIC

Yulia Abdulmanapova
BAKER TILLY BISHKEK LLC

Maksat Abdykaparov
AVEP PUBLIC FUND

Mike Ahern
PWC KAZAKHSTAN

Shuhrat Akhmatakhunov
KALIKOVA & ASSOCIATES
LAW FIRM

Gulnara Akhmatova
LAWYER

Atabek Akhmedov
GRATA INTERNATIONAL

Sanzhar Aldashev
GRATA INTERNATIONAL

Bayansulu Bassepova
PWC KAZAKHSTAN

Kerim Begaliev
CENTIL LAW FIRM

Elena Bit-Avragim
VERITAS LAW AGENCY

Vasilii Vasilievich Bulankin
SEVERELEKTRO

Kwang Young Choi
KYRGYZ INVESTMENT
AND CREDIT BANK

Samara Dumanaeva
KOAN LORENZ

Nurlan Dzhusumaliev
MINISTRY OF ECONOMY

Bakytbek Dzhusupbekov
STATE REGISTRATION SERVICE
UNDER THE GOVERNMENT
OF KYRGYZ REPUBLIC

Akjoltoi Elebesova
CREDIT INFORMATION
BUREAU ISHENIM

Chynara Esengeldieva
KOAN LORENZ

Albina Fakerdinova
DELOITTE

Kymbat Ibakova
KOAN LORENZ

Indira Ibraimova
MEGA STROY LLC

Dastan Imanaliev
INTERNATIONAL
BUSINESS COUNCIL

Aidaraliev Erkin Isagaliyevich
ALTERNATIVA GARANT
LAW FIRM

Kubanychbek Junusaliev
ASSOCIATION OF SPECIAL
ADMINISTRATORS

Saara Kabaeva
KOAN LORENZ

Merim Kachkynbaeva
KALIKOVA & ASSOCIATES
LAW FIRM

Elena Kaeva
PWC KAZAKHSTAN

Amanbek Kebekov
STATE REGISTRATION SERVICE
UNDER THE GOVERNMENT
OF KYRGYZ REPUBLIC

Sultan Khalilov
KALIKOVA & ASSOCIATES
LAW FIRM

Nurdin Kumushbekov
USAID BEI BUSINESS
ENVIRONMENT IMPROVEMENT
PROJECT (BY PRAGMA
CORPORATION)

Nurbek Maksutov
INTERNATIONAL
BUSINESS COUNCIL

Kuttubai Marzabaev
ORION CONSTRUCTION
COMPANY

Ekaterina Mayorova
DELOITTE

Rustam Mirakhimov
VERITAS LAW AGENCY

Umtul Murat
KOAN LORENZ

Indira Mursabekova
MINISTRY OF ECONOMY

Karlygash Ospankulova
IGROUP, PUBLIC ASSOCIATION

Nargiz Sabyrova
VERITAS LAW AGENCY

Nuria Sabyrova
VERITAS LAW AGENCY

Aisanat Safarbek
GRATA INTERNATIONAL

Aijan Erkinovna Satybekova
CENTRAL COLLATERAL
REGISTRATION OFFICE UNDER
MINISTRY OF JUSTICE

Kanat Seidaliev
GRATA INTERNATIONAL

Temirbek Shabdanaliev
FREIGHT OPERATORS
ASSOCIATION OF KYRGYZSTAN

Saodat Shakirova
ARTE LAW FIRM

Iskender Sharsheyev
FOREIGN INVESTORS
ASSOCIATION

Anvar Suleimanov
PWC KAZAKHSTAN

Guljan Tashimova
ORION CONSTRUCTION
COMPANY

Nurlan Sadykovich Temiraliyev
MINISTRY OF JUSTICE

Jibek Tenizbaeva
KOAN LORENZ

Kanat Tilekeyev
UNIVERSITY OF CENTRAL ASIA

Gulnara Uskenbaeva
AUDIT PLUS

Mansur Usmanov
MEGA STROY LLC

Ali Ramazanovich Vodyanov
ELECTROSILA

LAO PDR

LAO SECURITIES
COMMISSION OFFICE

LS ELECTRICAL
ENGINEERING CO. LTD.

PP ELECTRIC CD SOLE
COMPANY LIMITED

VIENTIANE CAPITAL
NATIONAL RESOURCES &
ENVIRONMENT DIVISION

Stephan Aeschbach
J&C SERVICES

Anthony Assassa
VDB LOI

Siri Boutdakham
LAO LAW &
CONSULTANCY GROUP

Francis Chagnaud
AGROFOREX COMPANY

Lasonexay Chanthavong
DFDL

Sirikarn Chattrastrai
LAO PREMIER INTERNATIONAL
LAW OFFICE

Rawat Chomsri
LAO PREMIER INTERNATIONAL
LAW OFFICE

Agnès Couriol
DFDL (THAILAND) LIMITED

Aristotle David
ZICO LAW (LAOS)
SOLE CO. LTD.

Sornpheth Douangdy
VDB LOI

Daodeuane Duangdara
VDB LOI

Bounlanh Kanekhamvongsa
MINISTRY OF PUBLIC
WORKS AND TRANSPORT

Boutsada Keomoungkhoun
RAJAH & TANN (LAOS)
SOLE CO. LTD.

Khao Keophouvanh
SCL LAW GROUP

Bounchanh Keosythamma
VIENTIANE CAPITAL DIVISION OF
PUBLIC WORK AND TRANSPORT

Dokkeo Keovongsa
BANK OF LAO PDR

Houmpheng Khamphasith
DEPARTMENT OF
ENTERPRISE REGISTRATION
AND MANAGEMENT

Phetlamphone Khanopphet
BANK OF LAO PDR

Sisomephieng Khanthalivanh
BANK OF LAO PDR

Somsavath Khemsuliyajack
LAO-FOREIGN
CONSULTANT CO. LTD.

Phetsavanh Malaban
LAO REVENUE
SERVICE DIVISION

Ha Manh Nguyen
EY

Anongsack Manilak
SCL LAW GROUP

Varavudh Meesaiyati
SCL LAW GROUP

Bounmy Mimala
BANK OF LAO PDR

Sibasissh Mohapatra
VDB LOI

Todd Moore
SAFFRON COFFEE

Tuan Nhu Nguyen
EY

Viengsavanh Phanthalay
PHANTHALAYLAW

Siriphone Phanthavongs
ELECTRICAL CIVIL MECHANICAL
ENGINEERING SOLE CO. LTD.

Vardsana Phetlamphanh
ELECTRICITE DU LAOS

Anousak Philangam
EXIM COMPANY LIMITED

Vanhmany Phimmassane
DEPARTMENT OF INDUSTRY
AND COMMERCE
VIENTIANE CAPITAL

Ketsana Phommachanh
MINISTRY OF JUSTICE

Bountheo Phommaseisy
VIENTIANE ELECTRICAL
ENGINEERING CO. LTD.

Daovang Phonekeo
MINISTRY OF ENERGY
AND MINES (MEM)

Lochlan Reef MacNicol
ARION LEGAL

Pascale Rouzies
BFL

Prachith Sayavong
SOCIETE MIXTE DE
TRANSPORT (SMT)

Senesakoune Sihanouvang
DFDL

Irving Sison
PRICEWATERHOUSECOOPERS
(LAO) LTD.

Ting Sounthavong
VDB LOI

Phonexay Southiphong
DESIGN GROUP CO. LTD.

Phouthong Southisan
RAJAH & TANN (LAOS)
SOLE CO. LTD.

Johann Spies
ARION LEGAL

Khanti Syackhaphom
RAJAH & TANN (LAOS)
SOLE CO. LTD.

Latsamy Sysamouth
MINISTRY OF JUSTICE

Damlong Thaphakone
VIENTIANE TAX AUTHORITY

Apisit Thientrongpinyo
PRICEWATERHOUSECOOPERS
(LAO) LTD.

Khampiew Thiphavongphanh
ACCMIN CONSULTING
AND SERVICES CO. LTD.

Danyel Thomson
DFDL (THAILAND) LIMITED

Suntisouk Vandala
RAJAH & TANN (LAOS)
SOLE CO. LTD.

Huong Vu
EY

Xaysana Xaiyalath
EXIM COMPANY LIMITED

Namseng Xathousinh
MINISTÈRE DE FINANCE,
STATE ASSETS MANAGEMENT
DEPARTMENT, REGISTRATION
DIVISION (REGISTRY)

Chintala Xayyaveth
ARION LEGAL

LATVIA

COLLIERS INTERNATIONAL

Martins Alijens
COBALT LEGAL

Arvids Bugoveckis
BALTIC LEGAL

Raivis Bušmanis
STATE LABOUR INSPECTORATE

Andis Čonka
LATVIJAS BANKA

Anete Dimitrovska
ELLEX KLAVINS, MEMBER
OF LEX MUNDI

Valters Diure
ELLEX KLAVINS, MEMBER
OF LEX MUNDI

Edvins Draba
SORAINEN

Zlata Elksniņa-Zašćirinska
PWC LATVIA

Kalvis Englzers
COBALT LEGAL

Kaspars Freimanis
BDO LAW

Andris Ignatenko
ESTMA LTD.

Viesturs Kadiķis
PUBLIC UTILITIES COMMISSION

Valters Kalme
PUBLIC UTILITIES COMMISSION

Toms Kārlis Broks
SORAINEN

Irina Kostina
ELLEX KLAVINS, MEMBER
OF LEX MUNDI

Maris Kumerdanks
COURT ADMINISTRATION

Indriķis Liepa
COBALT LEGAL

Janis Likos
FORT

Dainis Locs
COURT ADMINISTRATION

Andris Mālnieks
MINISTRY OF ECONOMICS

Zane Markvarte
MARKVARTE LEXCHANGE
LAW OFFICE

Ivo Maskalans
COBALT LEGAL

Janis Negribs
PUBLIC UTILITIES COMMISSION

Zane Paeglite
SORAINEN

Guna Paidere
REGISTER OF ENTERPRISES

Baiba Plaude
LAW OFFICES BLUEGER
& PLAUDE

Ilze Rauza
PWC LATVIA

Lelde Rozentale
STATE LAND SERVICE OF
THE REPUBLIC OF LATVIA

Elina Rozulapa

Marika Salmiņa
NATIONAL CUSTOMS
BOARD OF THE STATE
REVENUE SERVICE

Gabriela Santare
COBALT LEGAL

Andris Škutāns
DN-NP

Darja Tagajeva
PWC LATVIA

Ruta Teresko
AZ SERVICE LTD.

Jānis Timermanis
AS KREDITINFORMACIJAS
BIROJS

Edgars Timpa
STATE LABOUR INSPECTORATE

Ingus Uzulis
PUBLIC UTILITIES COMMISSION

Maris Vainovskis
EVERSHEDS BITANS

Elina Vilde
EVERSHEDS BITANS

Armands Viskers
BALTIC LEGAL

Agate Ziverte
PWC LATVIA

Daiga Zivtina
ELLEX KLAVINS, MEMBER
OF LEX MUNDI

LEBANON

Nadim Abboud
LAW OFFICE OF A.
ABBOUD & ASSOCIATES

Paul Abboud
NGE

Nina Abdallah
KHATTAR ASSOCIATES

Nada Abdelsater-Abusamra
ABDELSATER ABUSAMRA &
ASSOCIATES—ASAS LAW

Marie Abi Antoun
ABDELSATER ABUSAMRA &
ASSOCIATES—ASAS LAW

Wael Abou Habib
ABOU JAOUDE &
ASSOCIATES LAW FIRM

Carlos Abou Jaoude
ABOU JAOUDE &
ASSOCIATES LAW FIRM

Rima Abou Mrad
EPTALEX—AZIZ
TORBEY LAW FIRM

Riham Al Ali
SMAYRA LAW OFFICE

Ramy Antar
RAPHAËL & ASSOCIÉS

Elie Azzi
MATTIA ET ASSOCIÉS

Zeina Azzi
OBEID & MEDAWAR LAW FIRM

Corinne Baaklini
MENA CITY LAWYERS

Jean Baroudi
BAROUDI & ASSOCIATES

Boutros Bou Lattouf
EBL BUREAU IN BEIRUT

Tony Boutros
RUSSELL BEDFORD
INTERNATIONAL

Claudia Caluori
EPTALEX—AZIZ
TORBEY LAW FIRM

Bassem Chalhoub
EKP IN ASSOCIATION
WITH HFW

Mohamad Chamas
MENA CITY LAWYERS

Nayla Chemaly
MENA CITY LAWYERS

Najib Choucair
CENTRAL BANK OF LEBANON

Alice Choueiri
MENA CITY LAWYERS

Hadi Diab
SMAYRA LAW OFFICE

Pierre Edmond
EPTALEX—AZIZ
TORBEY LAW FIRM

Salim El Banna
NATIONAL ELECTRICAL
UTILITY COMPANY S.A.L.

Waddah El Chaer
EL CHAER LAW FIRM

Lina El Cheikh
MENA CITY LAWYERS

Hanadi El Hajj
MENA CITY LAWYERS

Simon El Kai
ABOU JAOUDE &
ASSOCIATES LAW FIRM

Richard El Mouallem
PWC LEBANON

Michel El Murr
URBAN DEVELOPMENT
DEPARTMENT, DIRECTORAT
GÉNÉRAL D'URBANISME (DGU)

Antoine Elkhoury
ABNIAH

Nada Elsayed
PWC LEBANON

Georges N. Estephan
NGE

Hanna Fares
LEBANESE CUSTOMS

Jenny Fares
HYAM G. MALLAT LAW FIRM

Hadi Fathallah
ESCO FATHALLAH & CO.

Izzat Fathallah
ESCO FATHALLAH & CO.

Wafic Fathallah
ESCO FATHALLAH & CO.

Elie Feghali
BADRI AND SALIM EL
MEOUCHI LAW FIRM,
MEMBER OF INTERLEGES

Lea Ferzli
BAROUDI & ASSOCIATES

Samir Gaoui
GAWI GROUP ARCHITECTS

Elias J. Ghanem
GHANEM LAW FIRM

Serena Ghanimeh
ABDELSATER ABUSAMRA &
ASSOCIATES—ASAS LAW

Samir Ghaoui
BUREAU ARCHITECTURE

Ghassan Haddad
BADRI AND SALIM EL
MEOUCHI LAW FIRM,
MEMBER OF INTERLEGES

Louay Hajj Chehadeh
MINISTRY OF FINANCE

Rawad Halawi

Joseph Hatem
EL CHAER LAW FIRM

Abdallah Hayek
HAYEK GROUP

Kamal Hayek
ELECTRICITÉ DU LIBAN

Nicolas Hayek
HAYEK GROUP

Rayan Hdayfe
EMEA LEGAL COUNSELS

Walid Honein
BADRI AND SALIM EL
MEOUCHI LAW FIRM,
MEMBER OF INTERLEGES

Fady Jamaledine
MENA CITY LAWYERS

Karim Jamaledine
MENA CITY LAWYERS

Mohammad Joumaa
PWC LEBANON

Elie Kachouh
ELC TRANSPORT SERVICES SAL

Georges Kadige
KADIGE & KADIGE LAW FIRM

Michel Kadige
KADIGE & KADIGE LAW FIRM

Raydan Kakoun
BADRI AND SALIM EL
MEOUCHI LAW FIRM,
MEMBER OF INTERLEGES

Tatiana Kehdy
BAROUDI & ASSOCIATES

Wael Khaddage
MINISTRY OF FINANCE

Joelle Khater
BADRI AND SALIM EL
MEOUCHI LAW FIRM,
MEMBER OF INTERLEGES

Najib Khattar
KHATTAR ASSOCIATES

Nabil F. Khouri
ASL (AIR SEA LAND)

Sheryne Koteiche
AWADA TYAN LAW FIRM

Georges S. Maarrawi
LAND REGISTRY
AND CADASTRE

Abdo Maatouk
SMAYRA LAW OFFICE

Souraya Machnouk
ABOU JAOUDE &
ASSOCIATES LAW FIRM

Fady Mahfouz

Georges Mallat
HYAM G. MALLAT LAW FIRM

Aline Matta
TALAL ABU-GHAZALEH
LEGAL (TAG-LEGAL)

Rachad Medawar
OBEID & MEDAWAR LAW FIRM

Youssef Moawad
EL CHAER LAW FIRM

Mario Mohanna
PATRIMOINE CONSEIL SARL

Mirvat Mostafa
MENA CITY LAWYERS

Houssam Mourtada
EPTALEX—AZIZ
TORBEY LAW FIRM

Andre Nader
NADER LAW OFFICE

Rana Nader
NADER LAW OFFICE

Toufic Nehme
LAW OFFICES OF
TOUFIC NEHME

Brian Onaissy
KHATTAR ASSOCIATES

Hala Raphaël
RAPHAËL & ASSOCIÉS

Mireille Richa
TYAN & ZGHEIB LAW FIRM

Jihad Rizkallah
BADRI AND SALIM EL
MEOUCHI LAW FIRM,
MEMBER OF INTERLEGES

Yara Romanos
BADRI AND SALIM EL
MEOUCHI LAW FIRM,
MEMBER OF INTERLEGES

Fadi Saadeh
ABNIAH

Mustafa Saadeh
TYAN & ZGHEIB LAW FIRM

Lilia Sabbagh
BADRI AND SALIM EL
MEOUCHI LAW FIRM,
MEMBER OF INTERLEGES

Yalda Sacre
SADER ASSOCIATES

Rany J. Sader
SADER ASSOCIATES

Christelle Sakr
TYAN & ZGHEIB LAW FIRM

Nisrine Mary Salhab
HYAM G. MALLAT LAW FIRM

Rita Samia
EPTALEX—AZIZ
TORBEY LAW FIRM

Mona Sfeir
HYAM G. MALLAT LAW FIRM

Makram Shehayeb
MENA CITY LAWYERS

Rami Smayra
SMAYRA LAW OFFICE

Adolphe Tyan
AWADA TYAN LAW FIRM

Hala Tyan
AWADA TYAN LAW FIRM

Nady Tyan
TYAN & ZGHEIB LAW FIRM

Gerard Zahr
NOTARY—BEIRUT

Alaa Zeineddine
EMEA LEGAL COUNSELS

LESOTHO

BIDVEST PANALPINA LOGISTICS

KHATLELI TOMANE MOTEANE
(KTM) ARCHITECTS

Mahashe Chaka
LAND ADMINISTRATION
AUTHORITY

Thakane Chimombe
NALEDI CHAMBERS INC.

Mannette Khotle
COMPUSCAN LESOTHO

Qhalehang Letsika
MEI & MEI ATTORNEYS INC.

Mateboho Lithlakanyane
QUANTUM QUANTITY
SURVEYORS PTY LTD.

Monica Louro
WEBBER NEWDIGATE

Thabo Makeka
ASSOCIATION OF LESOTHO
EMPLOYERS AND BUSINESS

Morne Stuart Maree
WEBBER NEWDIGATE

Renate Mholo
EY

Denis Molyneaux
WEBBER NEWDIGATE

Mamophete Mophethe
PHILLIPS CLEARING
& FORWARDING
AGENT (PTY) LTD.

Phillip Mophethe
PHILLIPS CLEARING
& FORWARDING
AGENT (PTY) LTD.

Thato Mosethe
DU PREEZ LIEBETRAU & CO.

Seboka Mpe
CIVSOL CONSULTING
ENGINEERS PTY. LTD.

Tseko Nyesemane
LESOTHO REVENUE AUTHORITY

Thato Qhojeng
TQ ARCHITECTS PTY. LTD.

Motene Rafoneke
NALEDI CHAMBERS INC.

Ikaneng Raphoolo
ELECTROMECH CONSULTING
ENGINEERS PTY. LTD.

Daan Roberts
WEBBER NEWDIGATE

Lindiwe Sephomolo
ASSOCIATION OF LESOTHO
EMPLOYERS AND BUSINESS

Starford Sharite
HIGH COURT

Hennie Smit
PWC SOUTH AFRICA

Marorisang Thekiso
SHEERAN & ASSOCIATES
CHARTERED ACCOUNTANTS
(LESOTHO)

Phoka Thene
LETSENG DIAMONDS

George Thokoa
MASERU ELECTRO
SERVICES PTY LTD.

Dieter Winkler
COMPUSCAN LESOTHO

LIBERIA

Arthur Abdulai
EXPRESS HANDLING SERVICES

Kofi Abedu-Bentsi
BAKER TILLY LIBERIA

Adebayo M. Adeyemi
TSC ENGINEERING
AND CONSTRUCTION
CONSULTANTS, INC.

Betty Lamin Blamol
SHERMAN & SHERMAN

Golda A. Bonah
SHERMAN & SHERMAN

Henry N. Brunson
FEDEX

F. Augustus Caesar Jr.
CAESAR ARCHITECTS, INC.

Eva-Mae Campbell
CAESAR ARCHITECTS, INC.

Preston Chea Doe
THELMA LAW & ASSOCIATES

John Davis
LIBERIA BANK FOR
DEVELOPMENT AND
INVESTMENT

Morris Davis
KEMP & ASSOCIATES

Samuel Dennis Jr.
SEB ELECTRICAL TEAM

Wisdom Cudjoe Dzilewosi
PWC

Emmanuel Enders
SEB ELECTRICAL TEAM

George Fonderson
BAKER TILLY LIBERIA

Arthur W.B. Fumbah
BAKER TILLY LIBERIA

Ruth Jappah
JSGB & ASSOCIATES
LEGAL CONSULTANTS

Cyril Jones
JONES & JONES

Kenneth Kafumba
LIBERIA AGRICULTURE
COMMODITY REGULATORY
AUTHORITY (LACRA)

Abu Kamara
LIBERIA BUSINESS REGISTRY

Momolu G. Kanda Kai
CONGLOE AND
ASSOCIATES INC.

Jonah Soe Kotee
ASSOCIATION OF LIBERIAN
HUMAN RESOURCE
PROFESSIONALS (ALHRP)

Bob Weetol Livingstone
UNITED METHODIST
UNIVERSITY

Bill Nyumah
BRO'S ELECTRIC
AND CONSTRUCTION
ASSOCIATES (BECCA)

Arabella Reed
PWC

Saa Saamoi
DEPARTMENT OF
CUSTOMS OF THE LIBERIA
REVENUE AUTHORITY

Charlene Sevee
PWC

Boakai M. Sheriff
MERCY CORPS

Albert S. Sims
SHERMAN & SHERMAN

Robert Smallwood
PWC

Lucia Diana Sonii Gbala
HERITAGE PARTNER &
ASSOCIATES, INC.

Ambrose Taplah
KEMP & ASSOCIATES

J. Awia Vankan
HERITAGE PARTNER &
ASSOCIATES, INC.

Alvin W. Yelloway
LAWYER

LIBYA

ALTERAZ ENGINEERING
CONSULTANTS

ZAHAF & PARTNERS LAW FIRM

Ahmed Abdulaziz
MUKHTAR, KELBASH
& ELGHARABLI

Rajab Al Bakhnug
AL BAKHNUG LAW OFFICE

Huwaida Elnayesh
TUMI LAW FIRM

Abdudayem Elgharabli
MUKHTAR, KELBASH
& ELGHARABLI

Abdul Salam El-Marghani
PWC

Husam Elnaili
PWC

Ahmed Ghattour
AHMED GHATTOUR & CO.

Paolo Greco
P&A LEGAL

Morajea A. Karim
HRHOUSE LIBYA

Bahloul Kelbash
MUKHTAR, KELBASH
& ELGHARABLI

Belkasem Magid Obadi
GENERAL ELECTRICITY
COMPANY OF LIBYA (GECOL)

Mahmud Mukhtar
MUKHTAR, KELBASH
& ELGHARABLI

Ali Naser
LIBYAN CREDIT
INFORMATION CENTER

Abuejila Saif Annaser
SAIF ANNASER LAW OFFICE

Muftah Saif Annaser
SAIF ANNASER LAW OFFICE

Abdulkarim Tayeb
LIBYAN CREDIT
INFORMATION CENTER

Mazen Tumi
TUMI LAW FIRM

LITHUANIA

Pavel Balbatunov
ARCHITECT

Lina Balbatunova

Petras Baltusevičius
DSV TRANSPORT UAB

Donatas Baranauskas
VILNAUS Miesto 14–ASIS
NOTARU BIURAS

Kornelija Basijokiene
GLIMSTEDT

Vilius Bernatonis
TGS BALTIC

Andrius Bogdanovičius
JSC CREDITINFO LIETUVA

Alina Burlakova
LAW FIRM ELLEX VALIUNAS
IR PARTNERIAI, MEMBER
OF LEX MUNDI

Daiva Čekanavičienė
GLIMSTEDT

Justas Ciomanas
LITHUANIAN CHAMBER
OF NOTARIES

Giedre Dailidenaitė
PRIMUS ATTORNEYS-AT-LAW

Giedre Domkute
AAA LAW

Artur Drapeko
LAW FIRM SORAINEN
& PARTNERS

Reda Gabrilavičiūtė
MINISTRY OF JUSTICE

Aida Ganasauskaitė
LAW FIRM ELLEX VALIUNAS
IR PARTNERIAI, MEMBER
OF LEX MUNDI

Joana Gramakovaitė
PWC LITHUANIA

Dovilė Greblikiene
ELLEX VALIUNAS

Skomantas Grigas
D. ZABIELA, M. RINDINAS AND
S. GRIGAS LAW FIRM ZRG

Frank Heemann
BNT ATTORNEYS-AT-LAW

Vytaute Janusaityte
LAW FIRM SORAINEN
& PARTNERS

Ieva Kairytė
PWC LITHUANIA

Romas Karaliūnas
BANK OF LITHUANIA

Romualdas Kasperavičius
STATE ENTERPRISE
CENTRE OF REGISTERS

Jonas Kiauleikis
LAW FIRM SORAINEN
& PARTNERS

Augustas Klezys
LAW FIRM SORAINEN
& PARTNERS

Egidijus Kundelis
PWC LITHUANIA

Žilvinas Kvietkus
COBALT LEGAL

Edita Lukaševičiūtė
BANK OF LITHUANIA

Lauras Lukosius
BALTIC FREIGHT SERVICES

Asta Mačionienė
MINISTRY OF JUSTICE

Odeta Maksvytytė
PRIMUS ATTORNEYS-AT-LAW

Linas Margevičius
LEGAL BUREAU OF
LINAS MARGEVICIUS

Rytis Martinkėnas
LAW FIRM SORAINEN
& PARTNERS

Danielius Matonis
LAW FIRM MARKEVICIUS,
GERASICKINAS AND PARTNERS

Laura Matukaityte
LAW FIRM SORAINEN
& PARTNERS

Tautginas Mickevicius
MINISTRY OF JUSTICE

Maciej Mikelevič
AAA LAW

Bronislovas Mikūta
STATE ENTERPRISE
CENTRE OF REGISTERS

Donata Montvydaitė
LAW FIRM ELLEX VALIUNAS
IR PARTNERIAI, MEMBER
OF LEX MUNDI

Nerijus Nedzinskas
PWC LITHUANIA

Michail Parchimovič
MOTIEKA & AUDZEVIČIUS

Algirdas Pekšys
LAW FIRM SORAINEN
& PARTNERS

Petras Pinevičius
PRIMUS ATTORNEYS-AT-LAW

Šarūnė Prankonytė
PRIMUS ATTORNEYS-AT-LAW

Marius Rindinas
D. ZABIELA, M. RINDINAS AND
S. GRIGAS LAW FIRM ZRG

Greta Roguckytė
TGS BALTIC

Vita Sabalytė
LAW FIRM SORAINEN
& PARTNERS

Svajone Šaltauskiene
VILNIUS CITY 29TH
NOTARY'S OFFICE

Simona Šarkauskaitė
D. ZABIELA, M. RINDINAS AND
S. GRIGAS LAW FIRM ZRG

Aušra Sičiūnienė
VILNIUS CITY MUNICIPALITY

Rimantas Simaitis
COBALT LEGAL

Donatas Šliora
TGS BALTIC

Alius Stamkauskas
UAB ELMONTA

Jonas Stamkauskas
UAB ELMONTA

Agneska Stanulevic
PWC LITHUANIA

Ruta Steckienė
MINISTRY OF ECONOMY

Arnas Stonys
BNT ATTORNEYS-AT-LAW

Marius Stračkaitis
LITHUANIAN CHAMBER
OF NOTARIES

Ieva Tarailiene
STATE ENTERPRISE
CENTRE OF REGISTERS

Monika Tukačiauskaitė
LAW FIRM SORAINEN
& PARTNERS

Laura Tunkevičiūtė
GLIMSTEDT

Daiva Ušinskaitė-Filonovienė
TGS BALTIC

Vykintas Valiulis
GRANT THORNTON
BALTIC UAB

Liutauras Vasiliauskas
LAW FIRM SORAINEN
& PARTNERS

Kestutis Vaskevicius
AB ESO

Adrijus Vegys
BANK OF LITHUANIA

Agnietė Venckienė
LAW FIRM SORAINEN
& PARTNERS

Darius Zabiela
D. ZABIELA, M. RINDINAS AND
S. GRIGAS LAW FIRM ZRG

Ernesta Žiogienė
PRIMUS ATTORNEYS-AT-LAW

Povilas Žukauskas
LAW FIRM ELLEX VALIUNAS
IR PARTNERIAI, MEMBER
OF LEX MUNDI

Audrius Žvybas
GLIMSTEDT

LUXEMBOURG

PWC LUXEMBOURG

Tom Baumert
CHAMBER OF COMMERCE
OF THE GRAND-DUCHY
OF LUXEMBOURG

Louis Berns
ARENDT & MEDERNACH SA

Sébastien Binard
ARENDT & MEDERNACH SA

Eleonora Broman
LOYENS & LOEFF
LUXEMBOURG SARL

Christel Dumont
DENTONS

Thomas Feider
ADMINISTRATION DE
L'ENREGISTREMENT ET
DES DOMAINES

Manuel Fernandez
GSK STOCKMANN + KOLLEGEN

Nicolas Fries

Andreas Heinzmann
GSK STOCKMANN + KOLLEGEN

Véronique Hoffeld
LOYENS & LOEFF
LUXEMBOURG SARL

Chantal Keereman
BONN & SCHMITT

François Kremer
ARENDT & MEDERNACH SA

Olivier Lardinois
BNP PARIBAS

Frédéric Lemoine
BONN & SCHMITT

Tom Loesch
LAW FIRM LOESCH

Evelyne Lordong
ARENDT & MEDERNACH SA

Hawa Mahamoud
GSK STOCKMANN + KOLLEGEN

Jeannot Medinger
CREOS LUXEMBOURG SA

Philipp Metzschke
ARENDT & MEDERNACH SA

Marco Peters
CREOS LUXEMBOURG SA

Elisa Ragazzoni
PAUL WURTH GEPROLUX SA

Jean-Luc Schaus
DECKER BRAUN AVOCATS

Roger Schintgen
PAUL WURTH GEPROLUX SA

Phillipe Schmit
ARENDT & MEDERNACH SA

Alex Schmitt
BONN & SCHMITT

Marielle Stevenot
MNKS LAW FIRM

Bénédicte Zahnd
BNP PARIBAS

MACEDONIA, FYR

DOM—DIZAJN

GRADBA BAJASEN

Igor Aleksandrovski
APOSTOLSKA & PARTNERS

Ljubinka Andonovska
CENTRAL REGISTER OF THE
REPUBLIC OF MACEDONIA

Marjan Andreev
GAVRILOSKI & PARTNERS

Natasha Andreeva
NATIONAL BANK OF THE
REPUBLIC OF MACEDONIA

Krste Andronovski
CITY OF SKOPIJE

Martina Angelkovic
DDK ATTORNEYS-AT-LAW

Zlatko Antevski
LAWYERS ANTEVSKI

Goran Atanasovski
ADING

Dragan Blažev
TIMELPROJECT ENGINEERING

Vladimir Bocevski
CAKMAKOVA ADVOCATES

Marija Boshkovska Jankovski
CENTRAL REGISTER OF THE
REPUBLIC OF MACEDONIA

Vladimir Boshnjakovski
DDK ATTORNEYS-AT-LAW

Jela Boskovic Ognjanoska
LAWELL ATTORNEYS

Kiril Crvenkoski
NAVICO SHIPPING

Ljupco Cvetkovski
DDK ATTORNEYS-AT-LAW

Dragan Dameski
DDK ATTORNEYS-AT-LAW

Ana Dangova Hug
INTER PARTES LAW FIRM

Dimce Dimov
LAW FIRM TRPENOSKI

Daniela Dineska
ITS ISKRATEL

Mihajlo Drenkovski
ITS ISKRATEL

Ana Georgievska
DIMA FORWARDERS

Boris Georgievski
MUNICIPALITY OF GAZI
BABA—SKOPIJE

Dimche Georgievski
DIMA FORWARDERS

Gjorgji Georgievski
ODI LAW MACEDONIA

Bojan Gerovski
IKRP ROKAS & PARTNERS

Katarina Ginoska
GEORGI DIMITROV ATTORNEYS

Angelina Gogusevska
TITANIJA DOOEL—SKOPIJE

Ana Gorgioska
MINISTRY OF TRANSPORT
AND COMMUNICATIONS

Aleksandar Ickovski

Vase Jakov
MUNICIPALITY OF GAZI
BABA—SKOPIJE

Marija Jankuloska
GEORGI DIMITROV ATTORNEYS

Biljana Joanidis
LAW & PATENT
OFFICE JOANIDIS

Svetlana Jovanoska
MUNICIPALITY OF GAZI
BABA—SKOPIJE

Aneta Jovanoska Trajanovska
LAWYERS ANTEVSKI

Emilija Kelesoska Sholjakovska
DDK ATTORNEYS-AT-LAW

Risto Kitev
MEPOS OPERATIVA LTD.

Dejan Knezović
LAW OFFICE KNEZOVIC
& ASSOCIATES

Vlado Kocare
VIATOR & VEKTOR

Zlatko T. Kolevski
KOLEVSKI LAW OFFICE

Vladimir Kostovski
APOSTOLSKA & PARTNERS

Aleksandar Kraleviski
CAKMAKOVA ADVOCATES

Aleksandar Krsteski
CAKMAKOVA ADVOCATES

Dragan Lazarov
LAW OFFICE LAZAROV

Nikolcho Lazarov
LAW OFFICE LAZAROV

Ilinka Lega Grchevska
KOLEVSKI LAW OFFICE

Ivana Lekic
PWC MACEDONIA

Georgi Markov
PWC MACEDONIA

Tijana Markovic
KOLEVSKI LAW OFFICE

Mirjana Markovska
LAW OFFICE OF MARKOVSKA
& ANDREVSKI

Vesna Markovska
MINISTRY OF TRANSPORT
AND COMMUNICATIONS

Emil Miftari
EMIL MIFTARI LAW OFFICE

Vlatko Mihailov
EMIL MIFTARI LAW OFFICE

Petra Mihajlovska
CAKMAKOVA ADVOCATES

Oliver Mirchevski
EVN MACEDONIA

Ivan Mishev
PAPAZOSKI AND
MISHEV LAW FIRM

Irena Mitkovska
LAWYERS ANTEVSKI

Biljana Mladenovska Dimitrova
LAWYERS ANTEVSKI

Vesna Mojsoska
KPMG

Martin Monevski
MONEVSKI LAW FIRM

Vojdan Monevski
MONEVSKI LAW FIRM

Filip Nacevski
DONEVSKI LAW FIRM

Svetlana Neceva
LAW OFFICE PEPELIUGOSKI

Ilija Nedelkoski
CAKMAKOVA ADVOCATES

Elena Nikodinovska
EMIL MIFTARI LAW OFFICE

Zorica Nikolovska
LAW OFFICE NIKOLOVSKI

Goran Nikolovski
LAW OFFICE NIKOLOVSKI

Martin Odzaklieski
MINISTRY OF TRANSPORT
AND COMMUNICATIONS

Aleksandar Penovski
LAW FIRM TRPENOSKI

Ana Pepeliugoska
LAW OFFICE PEPELIUGOSKI

Valentin Pepeliugoski
LAW OFFICE PEPELIUGOSKI

Iva Petrovska
CAKMAKOVA ADVOCATES

Blagoj Petrovski
TECHNO KAR

Sonja Petrusheva
LAW OFFICE PETRUSHEVA

Kristijan Polenak
POLENAK LAW FIRM

Ljubica Ruben
MENS LEGIS LAW FIRM

Sasho Saltirovski
EVN MACEDONIA

Lidija Sarafimova-Danevska
NATIONAL BANK OF THE
REPUBLIC OF MACEDONIA

Simonida
Shosholceva-Giannitsakis

IKRP ROKAS & PARTNERS

Tatjana Siskovska
POLENAK LAW FIRM

Borche Smilevski
DELOITTE

Milena Spasovska
GEORGI DIMITROV ATTORNEYS

Aleksandar Spasovski
VIATOR & VEKTOR

Ana Stojanovska
ODI LAW MACEDONIA

Sonja Stojcevska
CAKMAKOVA ADVOCATES

Blagoj Stojevski
EVN MACEDONIA

Ana Stojilovska
ANALYTICA MK

Gjoko Tanasoski
CUSTOMS ADMINISTRATION

Dragica Tasevska
NATIONAL BANK OF THE
REPUBLIC OF MACEDONIA

Kristina Tilic
NOVA CONSULTING, MEMBER
OF PKF INTERNATIONAL

Paul Tobin
PWC BULGARIA

Borjanka Todorovska
DONEVSKI LAW FIRM

Elena Todorovska
LAWELL ATTORNEYS

Ivica Tosic
TOSIC AND JEVTIC

Toni Trajanov
MACEDONIAN CREDIT
BUREAU AD SKOPIJE

Dragan Trajkovski
ELTEK

Toni Trajkovski
MUNICIPALITY OF GAZI
BABA—SKOPIJE

Svetlana Trendova
APOSTOLSKA & PARTNERS

Stefan Trost
EVN MACEDONIA

Viktorija Trpenovska
LAW FIRM TRPENOSKI

Vladimir Vasilevski
BETASPED D.O.O.

Ivana Velkovska
PWC MACEDONIA

Tome Velkovski

Zlatko Veterovski
CUSTOMS ADMINISTRATION

Sladjana Zafirova
TIVA-AS DOOEL-VALANDOVO

Dragisa Zlatkovski
SISKON LTD.

MADAGASCAR

BUILD CONSULTING ENGINEERS

DIRECTION GÉNÉRALE
DES DOUANES

Serge Andretseheho
CABINET AS ARCHITECTE

Laura Andriamanjato
SMR & HR ASSOCIATES SA

Clément Andriamasinony
BNI MADAGASCAR

Eric Robson Andriamihaja
ECONOMIC DEVELOPMENT
BOARD OF MADAGASCAR

Eva Andriamihaja
MIHAJA TRANSIT

Tsiray Andriamisamanana

Aimée Andrianasolo
OFFICE DE REGULATION
ÉLECTRICITÉ (ORE)

Andry Andriantsilavo
OFFICE DE REGULATION
ÉLECTRICITÉ (ORE)

Frédéric Christophe Ranjatoely

Yves Duchateau
BOLLORÉ AFRICA LOGISTICS
MADAGASCAR

Raphaël Jakoba
MADAGASCAR CONSEIL
INTERNATIONAL

Rakotomalala Mamy Njatoson
REGISTRE DU COMMERCE
ET DES SOCIÉTÉS (RNCS)

Pascaline R. Rabearisoa
DELTA AUDIT DELOITTE
Rija Rabeharisoa
CABINET MAZARS FIVOARANA

Michelle Rafenomanjato
Pierrette Rajaonarisoa
BOLLORE AFRICA LOGISTICS
MADAGASCAR

Jean Sylvio Rajaonson
ETUDE MAITRE RAJAONSON
Fetrahanta Sylviane
Rakotomanana
PRICEWATERHOUSECOOPERS
TAX & LEGAL MADAGASCAR—
PWC MADAGASCAR

Harivola Joan Rakotomanjaka
Hery Michel Rakotonarivo
PRICEWATERHOUSECOOPERS
TAX & LEGAL MADAGASCAR—
PWC MADAGASCAR

Corinne Holy Rakotoniaina
PRICEWATERHOUSECOOPERS
TAX & LEGAL MADAGASCAR—
PWC MADAGASCAR

Ralidera Junior Rakotoniaina
JOHN W. FOOKS & CO.

Hery Rakotonindrainy
OFFICE DE REGULATION
ÉLECTRICITÉ (ORE)

Harotsilavo Rakotoson
SMR & HR ASSOCIATES SA

Lanto Tiana Ralison
PRICEWATERHOUSECOOPERS
TAX & LEGAL MADAGASCAR—
PWC MADAGASCAR

Barijaona Ramaholimihaso
BNI MADAGASCAR

Gérard Ramarijaona
PRIME LEX

Roland Ramarijaona
DELTA AUDIT DELOITTE

Harenkanto Ranaivoson
RANDRANTO

André Randranto
RANDRANTO

Iloniaina Randranto
RANDRANTO

William Randrianarivelo
PRICEWATERHOUSECOOPERS
TAX & LEGAL MADAGASCAR—
PWC MADAGASCAR

Sylvia Rasoarilala
BANKY FOIBEN'I
MADAGASIKARA / BANQUE
CENTRALE DE MADAGASCAR

Rivaharilala Rasolojaona
OFFICE DE REGULATION
ÉLECTRICITÉ (ORE)

Théodore Raveloarison
JARY—BUREAU D'ÉTUDES
ARCHITECTURE INGÉNIERIE

Andriamisa Ravelomanana
PRICEWATERHOUSECOOPERS
TAX & LEGAL MADAGASCAR—
PWC MADAGASCAR

Landy Raveloson
CABINET HK JURIFISC

Andrianina Ravoajanahary
ETUDE ANDRIANINA
RAVOAJANAHARY

Arielle Razafimahefa
JOHN W. FOOKS & CO.

Jean Marcel Razafimahenina
DELTA AUDIT DELOITTE

Chantal Razafinarivo
CABINET RAZAFINARIVO

Parson Harivel Razafindrainebe
ETUDE RAZAFINDRAINIBE/
RAVOAJANAHARY

Lisiniaina Razafindrakoto
GASYNET

Louis Sagot
CABINET D'AVOCAT
LOUIS SAGOT

Ida Soamiliariamana
MADAGASCAR CONSEIL
INTERNATIONAL

MALAWI

Chipulumutso Bakali
JAMES FINLAY (BLANTYRE) LTD.

Everson Bandawe
ALLIANCE FREIGHT
SERVICES LIMITED

Austin Changazi
SUKAMBI ASSOCIATION
TRUST

Marshal Chilenga
TF & PARTNERS

Andrew Chimpololo
UNIVERSITY OF MALAWI
(POLYTECHNIC COLLEGE)

Ricky Chingota
SAVJANI & CO.

Maryann Chitseko
EY

Gautoni D. Kainja
KAINJA & DZONZI

Griffin Kamanga
SPINE CARGO CO.

Cyprian Kambili
CONSULTANT

Dannie J. Kamwaza
KAMWAZA DESIGN
PARTNERSHIP

Alfred Kaponda
ESCOM

Mavbuto Kasote
KAMWAZA DESIGN
PARTNERSHIP

Alfred Majamanda
MBENDERA & NKHONO
ASSOCIATES

James Masumbu
TEMBENU, MASUMBU & CO.

Noel Misanjo
SAVJANI & CO.

Vyamala Aggriell Moyo
PWC MALAWI

Patrick Gray Mpaka
DESTONE & CO. LEGAL
PRACTITIONERS

Modesai Msisha
NYIRENDA & MSISHA
LAW OFFICES

Misheck Msiska
EY

Matthews Mwandzangati
BLANTYRE CITY COUNCIL

Patricia Mwase
CREDIT DATA CREDIT
REFERENCE BUREAU LTD.

Patrice Nkhono
MBENDERA & NKHONO
ASSOCIATES

Zolomphi Nkwani
ZOLOMPHI LAWYERS

Yusuf Nthenda
CHIDOTHE, CHIDOTHE
& COMPANY

Andrea Nyiorongo
BLANTYRE HIGH COURT

Grant Nyiorongo
ELEMETCH DESIGNS

Reena Purshtam

Krishna Savjani
SAVJANI & CO.

Donns Shawa
RD CONSULTANTS

Duncan Singano
SAVJANI & CO.

MALAYSIA

BANK NEGARA MALAYSIA

BURSA MALAYSIA
EY

FEDERATION OF MALAYSIAN
MANUFACTURERS (FMM)

Mohd Rashdi Ab Hamid
TENAGA NASIONAL BERHAD

Nor Azimah Abdul Aziz
COMPANIES COMMISSION

Mohd Azlan Shah Abdullah
CITY HALL OF KUALA LUMPUR

Muhammad Riyadhul Hanif
Abdullah
AZMI & ASSOCIATES

Sonia Abraham
AZMAN, DAVIDSON & CO.

Wilfred Abraham
ZUL RAFIQUE & PARTNERS,
ADVOCATE & SOLICITORS

Mohammed Alamin
MALAYSIA PRODUCTIVITY
CORPORATION

Haji Mohamed Ali
BASHIR ELECTRIC SDN BHD

Aniz Amirudin
CECIL ABRAHAM & PARTNERS

Sasireka Amplagan
PWC MALAYSIA

Mohd Arief Emran Bin Arifin
WONG & PARTNERS

Nur Sajati Binti Asan
Mohamed
AZMI & ASSOCIATES

Datuk Aslam Zainuddin
CHIEF REGISTRAR'S OFFICE

Zaily Ayub
ROYAL MALAYSIAN CUSTOMS

Shamsuddin Bardan
MALAYSIAN EMPLOYERS
FEDERATION

Mohd Shahrul Faisal Bin Ismail
CITY HALL OF KUALA LUMPUR

Abdul Aziz Bin Mahamad
DATARANREKA ARCHITECT

Ahmad Fuad bin Md Kasim
TENAGA NASIONAL BERHAD

Mohd Yushanizar Bin
Md Yusoff
CITY HALL OF KUALA LUMPUR

Che Adnan Bin Mohamad
NADI CONSULT ERA SDN BHD

Firdaus Bt Md Isa
FEDERAL COURT OF MALAYSIA

KC Chan
FREIGHT TRANSPORT
NETWORK SDN BHD

Hong Yun Chang
TAY & PARTNERS

David Cheah
DCDA ARCHITECT

Grace Cheah
CECIL ABRAHAM & PARTNERS

David Cheah
DCDA ARCHITECT

Chris Chee
EAST ORIENT CONSULT
SDN BHD

Tony Chia
SINCERE SHIPPING &
FORWARDING

Chow Keng Chin
INDRA GANDHI & CO.

Eric Chin
CTOS DATA SYSTEMS SDN BHD

Ho Kwong Chin
FEDERAL COURT OF MALAYSIA

Nicholas Tan Choi Chuan
SHEARN DELAMORE & CO.

Chin Long Chong
NORTH PORT (MALAYSIA) BHD

Jack Chor
CHRISTOPHER & LEE ONG

Eddie Chuah
WONG & PARTNERS

Walter Culas
AIR FREIGHT FORWARDERS
ASSOCIATION OF
MALAYSIA (AFAM)

Melinda Marie D'Angelus
AZMI & ASSOCIATES

Neelesh Dattir
ALBIEA

Ruzaida Daud
ENERGY COMMISSION

Chai Mee Faum
PERUNDING MAJUJAYA

Wai Fong La
SHEARN DELAMORE & CO.

Azlinda Binti Abd. Ghani
SPAN NATIONAL WATER
SERVICES COMMISSION
(SURUHANIAYA
PERKHIDMATAN AIR NEGARA)

Suresh Kumar J. Gorasia
THE ELECTRICAL AND
ELECTRONICS ASSOCIATION
OF MALAYSIA

Sheba Gumis
SKRINE, MEMBER
OF LEX MUNDI

Asfahani binti Hamzah
FEDERAL COURT OF MALAYSIA

Muhammad Arif Harinder
TITIMAS LOGISTICS SDN BHD

Khalid Hashim
AZMI & ASSOCIATES

Fahad Hassan
PWC MALAYSIA

Andrew Heng
FERRIER HODGSON
MH SDN BHD

Abdul Hafiz Bin Hidzir
TENAGA NASIONAL BERHAD

Wong Hin Loong
AZMAN, DAVIDSON & CO.

Simon Hogg
LAWYER

Ng Chia How
ZAID IBRAHIM & CO. (ZICO)

Azura Megat Ibrahim
INDAH WATER KONSORTIUM

Kumarakuru Jai
FERRIER HODGSON
MH SDN BHD

Abdul Aziz Japri
TENAGA NASIONAL BERHAD

Norhaiza Jemon
COMPANIES COMMISSION

Eu John Teo
SHEARN DELAMORE & CO.

Dato' Dr. Ir. Andy K. H. Seo
MALAYSIAN NATIONAL
SHIPPERS COUNCIL

Nadia binti Mohd. Kamal
FEDERAL COURT OF MALAYSIA

Komathi P. Karuppanan
AZMI & ASSOCIATES

Sharifah Athirah Izyan
Bt Wan Kassim
KUALA LUMPUR CITY HALL

Muhd Khuzairah
QMEC CONSULT

Chun Yik Koh
JEFF LEONG, POON & WONG

LOH Kok Leong
RUSSELL BEDFORD LC &
COMPANY—MEMBER
OF RUSSELL BEDFORD
INTERNATIONAL

Jessica Kong Yin Yin
AZMAN, DAVIDSON & CO.

Dawn Lai
RAM CREDIT INFORMATION
SDN BHD

Azhar Lee
PLATINUM TAX
CONSULTANTS SDN BHD

Christopher Lee
CHRISTOPHER & LEE ONG

Seen Yin Lee
JEFF LEONG, POON & WONG

Jeff Leong
JEFF LEONG, POON & WONG

Neoh Li Ting
AZMAN, DAVIDSON & CO.

Anne Liew
RAM CREDIT INFORMATION
SDN BHD

Koon Huan Lim
SKRINE, MEMBER
OF LEX MUNDI

Lim Khim Yeng
K Y LIM & PARTNERS

Lim Litt
FERRIER HODGSON
MH SDN BHD

Chea Hee Loo
BUMI-MARINE
SHIPPING SDN BHD

Kin Sin Low
JEFF LEONG, POON & WONG

Ahmad Lutfi Abdullah Mutalip
AZMI & ASSOCIATES

Chen Lynn Ng
CHRISTOPHER & LEE ONG

Ir. Bashir Ahamed Maideen
NADI CONSULT ERA SDN BHD

Jonathan Maria
TTL & CPC ELECTRICAL SUPPLY

Dennis Martin
CTOS DATA SYSTEMS SDN BHD

John Matthew
CHRISTOPHER & LEE ONG

Khairon Niza Md Akhir
COMPANIES COMMISSION

Mohamed Noh Md Seth
TENAGA NASIONAL BERHAD

Arvind Menon
RANHILL BERSEKUTU SDN BHD

Muhammad Kamal
Mohamad Alwi
ARKITEK KAMAL ALWI

Norsherryina Mohamed Ishak
TENAGA NASIONAL BERHAD

Mohammad Ashraf Mohamed
Sopiee
AZMI & ASSOCIATES

Hanani Hayati Mohd Adnan
AZMI & ASSOCIATES

Azmi Mohd Ali
AZMI & ASSOCIATES

Muzzamir Mohd Mydin
AZMI & ASSOCIATES

Zuhaidi Mohd Shahari
AZMI & ASSOCIATES

Khairunnajihah Aqila
Mohd Sofian
AZMI & ASSOCIATES

Dato' Sri Latifah Mohd Tahar
CHIEF REGISTRAR'S OFFICE

Mohd Yusoff Mokhzani Aris
MALAYSIA PRODUCTIVITY
CORPORATION

Datuk Hj Mohd Najib
Bin Hj Mohd
CITY HALL OF KUALA LUMPUR

Selina Ng
CREDIT BUREAU
MALAYSIA SDN BHD

Swee-Kee Ng
SHEARN DELAMORE & CO.

Anisah Normah binti
Muhammad Nor
FEDERAL COURT OF MALAYSIA

Marhaini Nordin
SHEARN DELAMORE & CO.

Allison Ong
AZMAN, DAVIDSON & CO.

Hock An Ong
BDO

Effendy Othman
ZAID IBRAHIM & CO. (ZICO)

Ng Oy Moon
CREDIT BUREAU
MALAYSIA SDN BHD

Kim Yong Pang
FERRIER HODGSON
MH SDN BHD

Aurobindo Ponniah
PWC MALAYSIA

Azahar Rabu
FIRE AND RESCUE
DEPARTMENT OF MALAYSIA

Aminah Bt Abd Rahman
MINISTRY OF URBAN
WELLBEING, HOUSING AND
LOCAL GOVERNMENT

Rabindra S. Nathan
SHEARN DELAMORE & CO.

Muzawipah Bt Md. Salim
TENAGA NASIONAL BERHAD

Sugumar Saminathan
MALAYSIA PRODUCTIVITY
CORPORATION

Zamzuri Selamat
SYARIKAT BEKALAN AIR
SELANGOR SDN BHD (SYABAS)

Fiona Sequerah
CHRISTOPHER & LEE ONG

Lee Shih
SKRINE, MEMBER
OF LEX MUNDI

Jagdev Singh
PWC MALAYSIA

Manshan Singh
SKRINE, MEMBER
OF LEX MUNDI

Veerinderjeet Singh
Adeline Thor Sue Lyn
RUSSELL BEDFORD LC &
COMPANY—MEMBER
OF RUSSELL BEDFORD
INTERNATIONAL

Nor Fajariah Sulaiman
CITY HALL OF KUALA LUMPUR

Muhendaran Suppiah
MUHENDARAN SRI

Sharifah Ummu Amierah Syed
Hamid
AZMI & ASSOCIATES

Esther Tan
ZUL RAFIQUE & PARTNERS,
ADVOCATE & SOLICITORS

Gene M. ("GM") Tan
GM TAN & COMPANY

Kar Peng Tan
KAMARUDDIN WEE & CO.
ADVOCATES & SOLICITORS

Shu Shuen Tan
ZUL RAFIQUE & PARTNERS,
ADVOCATE & SOLICITORS

Raphael Tay
CHOOI & COMPANY

Wai Keong Teh
EQUATORIAL LOGISTICS
SDN BHD.

Hemant Thakore
RANHILL BERSEKUTU SDN BHD

Kenneth Tiong
THE ASSOCIATED CHINESE
CHAMBERS OF COMMERCE
AND INDUSTRY OF
MALAYSIA (ACCCIM)

Siti Wahida Binti Sheikh
Hussien
CREDIT BUREAU
MALAYSIA SDN BHD

Elison Wong
ELISON WONG ADVOCATES
& SOLICITORS

Keat Ching Wong
ZUL RAFIQUE & PARTNERS,
ADVOCATE & SOLICITORS

Michelle Sook King Wong
JEFF LEONG, POON & WONG

T. Y. Wong
MERCURY EXPRESS
LOGISTICS SDN BHD

Yeoh Keng Yao
TITIMAS LOGISTICS SDN BHD

Yau Tze Yip
WONG & PARTNERS

Khairani M. Yusof
MALAYSIA PRODUCTIVITY
CORPORATION

Zuraiddi Yusoff
AHA ARCHITECT

Nor Aznira Zainal Ariffin
COMPANIES COMMISSION

MALDIVES

AVANT-GARDE LAWYERS

BANK OF MALDIVES PLC

MALDIVES MONETARY
AUTHORITY

Junaina Ahmed
SHAH, HUSSAIN & CO.
BARRISTERS & ATTORNEYS

Madeeh Ahmed
CTL STRATEGIES LLP

Mohamed Ahsan
ARCHENG STUDIO

Mohamed Shahdy Anwar
SUOOD ANWAR &
CO.—ATTORNEYS-AT-LAW

Jatindra Bhatray
PWC MALDIVES

Asma Chan-Rahim
SHAH, HUSSAIN & CO.
BARRISTERS & ATTORNEYS

Ali Hussain Didi

Aishath Haifa
SHAH, HUSSAIN & CO.
BARRISTERS & ATTORNEYS

Mohamed Hameed
ANTRAC HOLDING PVT. LTD.

Dheena Hussain
SHAH, HUSSAIN & CO.
BARRISTERS & ATTORNEYS

Hamdulla Hussain
CTL STRATEGIES LLP

Suha Hussain
SHAH, HUSSAIN & CO.
BARRISTERS & ATTORNEYS

Abdul Rasheed Ibrahim
CUSTOMS SERVICE

Ishan Ibrahim
ASIA FORWARDING PVT. LTD.

Yameen Ibrahim
SUOOD ANWAR &
CO.—ATTORNEYS-AT-LAW

Fathuhulla Ismail
CTL STRATEGIES LLP

Savithri Karunarathne
EY

Prasanta Misra
PWC MALDIVES

Saffah Mohamed
PRAXIS LAW FIRM

Ibrahim Muthalib
ASSOCIATION OF
CONSTRUCTION INDUSTRY

Ali Naeem
CTL STRATEGIES LLP

Ismail Nashid
MALDIVES CUSTOMS SERVICE

Sulakshan Ramanan
EY

Mohamed Shafaz Wajeeh
PRAXIS LAW FIRM

Shuaib M. Shah
SHAH, HUSSAIN & CO.
BARRISTERS & ATTORNEYS

Aishath Shaifa Shahid
SHAH, HUSSAIN & CO.
BARRISTERS & ATTORNEYS

Husam Shareef
CTL STRATEGIES LLP

Mizna Shareef
SHAH, HUSSAIN & CO.
BARRISTERS & ATTORNEYS

Manal Shihab
SUOOD ANWAR &
CO.—ATTORNEYS-AT-LAW

Fathimath Sodhaf
MALDIVES CUSTOMS SERVICE

Abdullah Waheed

Abdulla Wars
CTL STRATEGIES LLP

Sumudu Wijesundara
EY

Hussain Zaidan Jaleel
CTL STRATEGIES LLP

MALI

BCEAO

CREDITINFO VOLO

Faradji Baba
TRIBUNAL DE GRANDE
INSTANCE DE LA COMMUNE
III DE BAMAKO

Oumar Bane
JURIFIS CONSULT

Abou Bemgaly
SOCIÉTÉ FRUITIÈRE
BOUGOUNI SA

Kassé Camara
DRUH-DB

Mahamane I. Cisse
CABINET LEXIS CONSEILS

Aly Coulibaly
DOUANES MALIENNES

Famakan Dembele
MINISTÈRE DE LA JUSTICE,
GARDE DES SCEAUX

Sekou Dembele
ETUDE MAÎTRE
SEKOU DEMBELE

Moussa Sylvain Diakité
SCS INTERNATIONAL

Abou Diallo
API MALI

Sine Diarra
CABINET COMPTABLE
SINE DIARRA

Fatimata Dicko Zouboye
NOTAIRE

Baba Haidara
ETUDE GAOUSSOU HAIDARA

Adama Kane
SCAE

Abdoul Karim Samba Timbo
Konaté
AGENCE D'ARCHITECTURE
CADET

Gaoussou A.G. Konaté
AGENCE D'ARCHITECTURE
CADET

Abdoul Karim Kone
CABINET BERTH—KONE—
AVOCATS ASSOCIÉS

Soumaguel Maiga
API MALI

Béranger Y. Meuke
JURIFIS CONSULT

Arielle Razafimahefa
JOHN W. FFOOKS & CO.

Oumar Sanogo
DIRECTION DE L'INSPECTION
DU TRAVAIL

Mamadou Moustapha Sow
CABINET SOW & ASSOCIÉS

Moussa Ismaïla Toure
API MALI

Imirane A. Touré
DIRECTION NATIONALE DE
L'URBANISME ET DE L'HABITAT

Lasseni Touré
ETUDE GAOUSSOU HAIDARA

Baba Traore
BOLLORÉ AFRICA LOGISTICS

Allassane Traoré
ICON SARL

MALTA

Christabelle Agius
GVZH ADVOCATES

Shawn Agius
OFFICE OF THE COMMISSIONER
FOR REVENUE

Francesca Anastasi
GVZH ADVOCATES

Anthony Azzopardi
DEPARTMENT OF INDUSTRIAL
AND EMPLOYMENT RELATIONS

Kevan Azzopardi
MALTA FINANCIAL SERVICES
AUTHORITY (MFSA)

Leonard Bonello
GANADO ADVOCATES

Christopher Borg
ENEMALTA PLC

Kris Borg
DR. KRIS BORG &
ASSOCIATES—ADVOCATES

Mario Raymond Borg
OFFICE OF THE COMMISSIONER
FOR REVENUE

Josianne Brimmer
FENECH & FENECH ADVOCATES

Joseph Buhagiar
MALTA ENTERPRISE

Daniel Buttigieg
FENECH & FENECH ADVOCATES

Stefan Camilleri
CAMILLERI CASSAR
ADVOCATES

Joseph Caruana
MALTA FINANCIAL SERVICES
AUTHORITY (MFSA)

Michael Caruana
CENTRAL BANK OF MALTA

Laragh Cassar
CAMILLERI CASSAR
ADVOCATES

Nicolette Cassar
CENTRAL BANK OF MALTA

Andrea Darmanin
CAMILLERI CASSAR
ADVOCATES

Kyle DeBattista
CAMILLERI PREZIOSI

Ariana Falzon
GVZH ADVOCATES

Martin Farrugia
BUILDING REGULATION OFFICE

Bettina Gatt
GANADO ADVOCATES

Neville Gatt
PWC MALTA

Joseph Ghio
FENECH & FENECH ADVOCATES

Steve Gingell
PWC MALTA

Sandro Grech
SG MALTA LIMITED—
CORRESPONDENT OF RUSSELL
BEDFORD INTERNATIONAL

Karl Grech Orr
GANADO ADVOCATES

Stefan Grima
BANK OF VALLETTA

Roberta Gulic Hammett
PWC MALTA

Edward Micallef
WORLD EXPRESS LOGISTICS

Henri Mizzi
CAMILLERI PREZIOSI

Jesmond Pule
CENTRAL BANK OF MALTA
Jude Schembri
PWC MALTA
Pierre Theuma
MALTA ENTERPRISE
Amanda Vella
GVZH ADVOCATES
Andrei Vella
CAMILLERI PREZIOSI
Luca Vella
GVZH ADVOCATES
Andrew J. Zammit
GVZH ADVOCATES
Alistair Zarb
CENTRAL BANK OF MALTA

MARSHALL ISLANDS

MARSHALLS ENERGY
COMPANY
Helkena Anni
MARSHALL ISLANDS REGISTRY
Kenneth Barden
ATTORNEY-AT-LAW
William Brier
MINISTRY OF PUBLIC WORKS
Tatyana E. Cerullo
MARSHALL ISLANDS LAWYERS
Melvin Dacillo
MINISTRY OF PUBLIC WORKS
Raquel De Leon
MARSHALL ISLANDS SOCIAL
SECURITY ADMINISTRATION
Anthony Frazier
Nathan Gaudio
POLES, TUBLIN, STRATAKIS
& GONZALEZ, LLP
Kenneth Gideon
PII SHIPPING
Avelino R. Gimao Jr.
MARSHALL ISLANDS SOCIAL
SECURITY ADMINISTRATION
Dwight Heine
MARSHALL ISLANDS SOCIAL
SECURITY ADMINISTRATION
Don Hess
COLLEGE OF THE
MARSHALL ISLANDS
Jerry Kramer
PACIFIC INTERNATIONAL, INC.
Philip Okney
OKNEY & HAMLIN
Dennis James Reeder
REEDER & SIMPSON
Perry Rilang
ENVIRONMENTAL PROTECTION
AGENCY—MARSHALL ISLANDS
David M. Strauss
ATTORNEY-AT-LAW
Itibo Tofinga
MARSHALL ISLANDS
TAX AUTHORITY

MAURITANIA

Mohamed Abdallahi Bellil
L'OBSERVATOIRE
MAURITANIE DE LUTTE
CONTRE LA CORRUPTION,
JOURNALISTE CHERCHEUR
EN COMMUNICATION
ET GOUVERNANCE
Sid'Ahmed Abeidna
SOGECO MAURITANIA

Jemal Abde Nasser Ahmed
DIRECTION GÉNÉRALE
DES DOUANES
Kane Aly
GUICHET UNIQUE/
MEF MAURITANIA
Mohamed Lemine Ould Babiye
BANQUE CENTRALE
DE MAURITANIE
Cheikh Abdellahi Ahmed
Babou
ETUDE MAÎTRE CHEIKH
ABDELLAH AHMED BABOU
Dieng Adama Boubou
BANQUE CENTRALE
DE MAURITANIE
Mohamed Marouf Bousbe
CABINET D'AVOCAT
Moulaye Ahmed Boussabou
BANQUE CENTRALE
DE MAURITANIE
Mohamed Cheikh Abdallah
AFACOR—AUDIT FINANCE
ASSISTANCE COMPTABLE
ORGANISATION SARL
Brahim Ebety
Fadel Eloune
MINISTÈRE DES AFFAIRES
ÉCONOMIQUES ET DU
DÉVELOPPEMENT
Abdellahi Gah
ETUDE GAH
Boumiya Hamoud
LAWYER
Cheikhany Jules
CHEIKHANY JULES LAW OFFICE
Mohamed Koum Maloum
BETEM INGENIERIES DE
L'ÉNERGIE ET DE L'EAU
Hamed Limam
CAISSE NATIONALE DE
SECURITE SOCIALE
Moustapha Maouloud
GUICHET UNIQUE/
MEF MAURITANIA
Bah Elbar M'beirik
CHAMBRE COMMERCIALE
AUPRÈS DE LA COUR
D'APPEL DE NOUAKCHOTT
Abdou M'Bodj
Ould Med Yahya
DIRECTION GÉNÉRALE
DES DOMAINES ET DU
PATRIMOINE DE L'ÉTAT
Mazar Mohamed Mahmoud
Hmettou
SOCIÉTÉ MAURITANIE
D'ÉLECTRICITÉ (SOMELEC)
Oumar Mohamed Moctar
AVOCATS MAURITANIE
Adil Morsad
CABINET D'AVOCATS MORSAD
Mine Ould Abdoullah
CABINET D'AVOCAT
OULD ABDULLAH
Ishagh Ould Ahmed Miské
CABINET ISHAGH MISKE
M'Hamed Ould Bouboutt
MINISTÈRE DES AFFAIRES
ÉCONOMIQUES ET DU
DÉVELOPPEMENT
Ahmed Salem Ould
Bouhoubeyni
CABINET BOUHOUBEYNI
Abdellahi Ould Charrouk
ATELIER ARCHITECTURE
ET DESIGN

Mohamed Yeslem Ould El Vil
RÉSEAU DES PETITES ET
MOYENNES ENTREPRISES
MAURITANIENNES
Moulaye El Ghali Ould
Moulaye Ely
AVOCAT
Ahmed Ould Radhi
BANQUE CENTRALE
DE MAURITANIE
Abdelkader Said
Aliou Sall
ETUDE ME ALIOU
SALL & ASSOCIÉS
Abdellahi Seyid
UNION NATIONALE
DU PATRONAT
MAURITANIE (UNPM)
Mohamed Yarguett
MINISTÈRE DU PÉTROLE, DE
L'ÉNERGIE ET DES MINES

MAURITIUS

SUPREME COURT
Daygarasen Amoomoogum
MAURITIUS CHAMBER OF
COMMERCE AND INDUSTRY
Zahra Auchoybur
UTEEM CHAMBERS
Rasheed Aumjaud
ALPINA TRADING LTD.
Keshav Beeharry
MCB GROUP LIMITED
Khoushwant Bheem Singh
NOTARY
Nazeer Ahmud Bhugaloo
MORISON (MAURITIUS)
Valerie Bisasur
BLC ROBERT & ASSOCIATES
Deepti Bismohun
ENSAFRICA (MAURITIUS)
Nicolas Carcasse
DAGON INGENIEUR
CONSEIL LTÉE
Bernard Chan Sing
MAURITIUS NETWORK
SERVICES LTD.
Nushrut Chaumoo
NOTARY
D.P. Chinien
CORPORATE AND BUSINESS
REGISTRATION DEPARTMENT
Stephanie Chong Mei Lin
Ah Tow
MCB GROUP LIMITED
Chandansingh Chutoori
VYAAASS CONSULTING
ENGINEER LTD.
Jessen Coolen
MCB GROUP LIMITED
Ravin Dajee
BARCLAYS BANK
Afzal Delbar
CUSTOMS HOUSE
BROKERS ASSOCIATION
Jayesh Desai
DESAI & ASSOCIATES LTD.
Shalinee Dreepaul-Halkhoree
JURISTCONSULT CHAMBERS
Swaley Duman
UNITED CARGO
Amil Emandin
ASSOCIATION
PROFESSIONNELLE DES
TRANSITAIRES
Yannick Fok
EVERSHEDS SUTHERLAND
(MAURITIUS)
Poonam Geemul
EVERSHEDS SUTHERLAND
(MAURITIUS)
Gilbert Gnany
MCB GROUP LIMITED
Tilotma Gobin Jhurry
BANK OF MAURITIUS
Moorari Gujadhur
MADUN GUJADHUR
CHAMBERS
Gopaul Gupta
VELOGIC LTD.
Arvin Halkhoree
JURISTCONSULT CHAMBERS
Navindranath Jowaheer
WASTEWATER MANAGEMENT
AUTHORITY
Geetendra Singh Kim Currn
PROPERTY DESIGN
& MANAGEMENT
CONSULTANTS LTD.
Thierry Koenig
ENSAFRICA (MAURITIUS)
Mylène Lai Yoon Him
MCB GROUP LIMITED
Anthony Leung Shing
PWC MAURITIUS
Benjamin Lowe
PWC MAURITIUS
Jayram Luximon
CENTRAL ELECTRICITY BOARD
Charles Gerard Maguitte
ABC MOTORS
Antish Maroam
ABAX CORPORATE
SERVICES LTD.
Bala Moonsamy
CMT INTERNATIONAL LTD.
Ramdas Mootanah
ARCHITECTURE & DESIGN LTD.
Ashwin Mudhoo
JURISTCONSULT CHAMBERS
Loganayagan Munian
ARTISCO INTERNATIONAL
Khemila Narraido
JURISTCONSULT CHAMBERS
Preetam Narayan
COMPAGNIE MAURICIENNE
DE TEXTILE
Nicholas Ng
EVERSHEDS SUTHERLAND
(MAURITIUS)
Daniel Ng Cheong Hin
MAURITIUS CARGO
COMMUNITY SERVICES LTD.
Lovendra Nulliah
LOVENDRA NULLIAH LAWYER
Stéphanie Odayen
JURISTCONSULT CHAMBERS
Jean Christophe
Ohsan-Bellepeau
Nawsheen Oozeer
BOARD OF INVESTMENT
(MAURITIUS)
Renganaden Padayachy
BANK OF MAURITIUS
Kessaven Payandi Pillay
UTEEM CHAMBERS
Hasanali Pirbhai
MADUN GUJADHUR
CHAMBERS

Hornali Pirbhai
FREEPORT OPERATORS
ASSOCIATION
Daya Ragoo
VELOGIC LTD.
Iqbal Rajahbalee
BLC ROBERT & ASSOCIATES
Vivekanand Ramburun
MRA CUSTOMS DEPARTMENT
Dhanraj Ramdin
MAURITIUS REVENUE
AUTHORITY
Jayshen Rammah
MERITS CONSULTING
ENGINEERS LTD.
Marie Annabelle Ribet
JURISTCONSULT CHAMBERS
Nicolas Richard
JURISTCONSULT CHAMBERS
Lilowtee Rjmunjoosery
MEXA
André Robert
BLC ROBERT & ASSOCIATES
Abdool Samad Sairally
REGISTRAR GENERAL
Keeranallsing Santokhee
CITY COUNCIL OF PORT LOUIS
Hurrydeo Seebchurrn
CENTRAL ELECTRICITY BOARD
Geetanjali Seewoosurrn
CENTRAL ELECTRICITY BOARD
Gilbert Seeyave
BDO FINANCIAL SERVICES LTD.
Steven Sarangavany Sengayen
STEVEN & ASSOCIATES
LAW FIRM
Bhavish Sewraz
JURISTCONSULT CHAMBERS
Yengambarum Soopramanian
RAPID CARGO SERVICES LTD.
Sunjay Summun
CENTRAL ELECTRICITY BOARD
Menzie Sunglee
CENTRAL ELECTRICITY BOARD
Vidisha Vim Sunkur
MADUN GUJADHUR
CHAMBERS
Anshee Sunnassee
PWC MAURITIUS
Tarveen Teeluck
PWC MAURITIUS
Dhanesswurnath Vikash
Thakoor
BANK OF MAURITIUS
Natasha Towokul-Jiagoo
JURISTAX
Muhammad R.C. Uteem
UTEEM CHAMBERS
Rachel Wan Wing Kai
ENSAFRICA (MAURITIUS)
Delphine Yeung Sik Yuen
EVERSHEDS SUTHERLAND
(MAURITIUS)

MEXICO

ARIZPE, VALDÉS & MARCOS
ABOGADOS—SAN PEDRO
GARZA GARCÍA
INSTITUTO REGISTRAL Y
CATASTRAL DEL ESTADO
DE NUEVO LEÓN
JUNTA LOCAL DE
CONCILIACIÓN Y ARBITRAJE
CIUDAD DE MÉXICO

JUNTA LOCAL DE
CONCILIACIÓN Y ARBITRAJE
DE NUEVO LEÓN

NOTARÍA PÚBLICA 62

SECRETARIAT OF LABOUR
AND SOCIAL WELFARE

Alejandro Aldrete Aguirre
A2M ABOGADOS

Miguel Andrade Gómez
ASOCIACIÓN MEXICANA
DE AGENTES

José Manuel Arce Ruiz
STANDARD GO

Carlos Argüelles González
SANTAMARINA Y STETA SC

José Alejandro Astorga Hilbert
INSTITUTO FEDERAL
DE ESPECIALISTAS DE
CONCURSOS MERCANTILES

Elsa Regina Ayala Gómez
SECRETARÍA DE ECONOMÍA,
DIRECCIÓN GENERAL
DE NORMATIVIDAD
MERCANTIL (RUG)

Jorge Barrero Stahl
SANTAMARINA Y STETA SC

Reginaldo Berrones Mejorado
ELECTRO CONSTRUCCIONES
FALCÓN SA DE CV

Luis Horacio Bortoni Vazquez
SECRETARIA DE DESARROLLO
URBANO (SEDUE)—
SECRETARIAT FOR URBAN
DEVELOPMENT AND ECOLOGY

Lorena Bustamante Quiroz
CREEL, GARCÍA-CUÉLLAR,
AIZA Y ENRIQUEZ SC

Maria Fernanda Bustindui
Nieblas
INSTITUTO FEDERAL
DE ESPECIALISTAS DE
CONCURSOS MERCANTILES

Gilberto Calderon
GALAZ, YAMAZAKI, RUIZ
URQUIZA SC, MEMBER
OF DELOITTE TOUCHE
TOHMATSU LIMITED

Gabriela Calderón Güemez
MINISTRY OF FINANCE

Adrian Martin Camacho
Fernandez
COMISIÓN FEDERAL
DE ELECTRICIDAD

Laura Campos
WHITE & CASE SC

Tomás Cantú González
CANTU ESTRADA Y MARTINEZ
(CEM ABOGADOS)

Carlos Carbajal
J.A. TREVIÑO ABOGADOS
SA DE CV

Fernando Antonio Cardenas
Gonzalez
NOTARY PUBLIC #44

Lisa Carral F.
SANTAMARINA Y STETA SC

Pedro Carreon
PWC MEXICO

Maria Casas López
BAKER MCKENZIE

Alexandra Cavazos
BAKER MCKENZIE

Kathalina Chapa Peña
CAF-SIAC CONTADORES

Ernesto Chávez
INTERCONTINENTAL
NETWORK SERVICES

Carlos Chávez Alanís
GALICIA ABOGADOS SC

Carlos A. Chávez Pereda
J.A. TREVIÑO ABOGADOS
SA DE CV

Rodrigo Conesa
RITCH MUELLER, HEATHER
Y NICOLAU, SC

Bruno Cordova
PWC MEXICO

Rodrigo Cue Medina
GOODRICH, RIQUELME
Y ASOCIADOS

David Cuellar
PWC MEXICO

Javier Curiel
MARTINEZ, ALGABA, DE HARO,
CURIEL Y GALVAN-DUQUE SC

Alfonso Curiel Valtierra
BAKER MCKENZIE

Jorge de Presno
BASHAM, RINGE Y CORREA,
MEMBER OF IUS LABORIS

Franco Alberto Del Valle Prado
DEL VALLE, PRADO Y
FERNANDEZ, SC

Tracy Delgadillo Miranda
J.A. TREVIÑO ABOGADOS
SA DE CV

Felipe Domínguez
MOORE STEPHENS
OROZCO MEDINA SC

Dolores Enriquez
PWC MEXICO

David Escalante
KPMG CARDENAS DOSAL SC

Alejandro Escandon
COMISIÓN FEDERAL
DE ELECTRICIDAD

Isaura Natali Escobar Ávila
DELEGACIÓN DE
AZCAPOTZALCO

Miguel Espitia
BUFETE INTERNACIONAL

Victor Fernandez Sanchez
COMISIÓN FEDERAL
DE ELECTRICIDAD

Pedro Flores
MOORE STEPHENS
OROZCO MEDINA SC

Julio Flores Luna
GOODRICH, RIQUELME
Y ASOCIADOS

Juan Francisco Galarza
PWC MEXICO

Manuel Galicia
GALICIA ABOGADOS SC

Maria Antonieta Galvan
Carriles
TRIBUNAL SUPERIOR
DE JUSTICIA DEL LA
CIUDAD DE MÉXICO

Mauricio Gamboa
TRANSUNION DE
MEXICO SA SIC

Brenda Garcia
PWC MEXICO

Jose Alberto Gonzalez
KPMG CARDENAS DOSAL SC

Ricardo Gonzalez Orta
GALAZ, YAMAZAKI, RUIZ
URQUIZA SC, MEMBER
OF DELOITTE TOUCHE
TOHMATSU LIMITED

Antonio Gonzalez Rodriguez
GALAZ, YAMAZAKI, RUIZ
URQUIZA SC, MEMBER
OF DELOITTE TOUCHE
TOHMATSU LIMITED

Jose Gonzalez-Elizondo
BAKER MCKENZIE

Alvaro Gonzalez-Schiaffino
BASHAM, RINGE Y CORREA,
MEMBER OF IUS LABORIS

Neftali Gracida Rescalvo
NOTARIO NEFTALI GRACIDA

James Graham
3CT

Sergio Granados
PWC MEXICO

Antonio Guerra Gomez
GUERRA GOMEZ, ABOGADOS

Hugo Adolfo Gutierrez Flores
SÁNCHEZ DEVANNY
ESEVERRI SC

Luis Guzman
GALAZ, YAMAZAKI, RUIZ
URQUIZA SC, MEMBER
OF DELOITTE TOUCHE
TOHMATSU LIMITED

Yves Hayaux-du-Tilly
NADER, HAYAUX & GOEBEL

Diego Hernández
WHITE & CASE SC

F. Abimael Hernández
SOLÓRZANO, CARVAJAL,
GONZÁLEZ Y PÉREZ-CORREA SC

Sophia Huidobro
RIVADENEYRA, TREVINO
& DE CAMPO SC

Ivan Imperial
KPMG CARDENAS DOSAL SC

María Concepción Isoard
Viesca
RITCH MUELLER, HEATHER
Y NICOLAU, SC

Jorge Jiménez
RUSSELL BEDFORD
MÉXICO—MEMBER OF RUSSELL
BEDFORD INTERNATIONAL

Alejandro Juárez Liceaga
C&JM LAW FIRM

Diana Juárez Martínez
BAKER MCKENZIE

Adrian Kohlmann
KOVA INNOVACIÓN

Alfredo Kupfer Dominguez
SÁNCHEZ DEVANNY
ESEVERRI SC

Jose Lee
SORDO MADALENO
ARQUITECTOS

Ricardo León-Santacruz
SÁNCHEZ DEVANNY
ESEVERRI SC

Luis Leyva Martinez
COMISIÓN NACIONAL
BANCARIA Y DE VALORES

Eduardo Lobatón Guzmán
BAKER MCKENZIE

Carlos López Juárez
GOODRICH, RIQUELME
Y ASOCIADOS

Rogelio Lopez-Vardele
LOPEZ VELARDE,
HEFTYE Y SORIA SC

Jose Antonio Lozada Capetillo
TRIBUNAL SUPERIOR
DE JUSTICIA DEL LA
CIUDAD DE MÉXICO

Arturo Lozano Guerrero
CANTU ESTRADA Y MARTINEZ
(CEM ABOGADOS)

Gabriel Manrique
RUSSELL BEDFORD
MÉXICO—MEMBER OF RUSSELL
BEDFORD INTERNATIONAL

José Antonio Marquez
González
NOTARY PUBLIC #2

Carlos Manuel Martinez
PWC MEXICO

Gerardo Martinez
RIVADENEYRA, TREVINO
& DE CAMPO SC

Victor Hugo Núñez Martinez
MEXICAN TAX
ADMINISTRATION
SERVICE (SAT)

Juan Sergio Alfonso Martinez
González
COMISIÓN FEDERAL
DE ELECTRICIDAD

Fernando Martínez Villarreal
SÁNCHEZ DEVANNY
ESEVERRI SC

Mariana Maxinez
GALAZ, YAMAZAKI, RUIZ
URQUIZA SC, MEMBER
OF DELOITTE TOUCHE
TOHMATSU LIMITED

Rodrigo Méndez Ayala
CREEL, GARCÍA-CUÉLLAR,
AIZA Y ENRIQUEZ SC

Carla E. Mendoza Pérez
BAKER MCKENZIE

Juan Ángel Montalvo Nava
COLEGIO DE INGENIEROS
MECÁNICOS ELECTRICISTAS
Y ELECTRÓNICOS DE
NUEVO LEÓN (CIME-NL)

Angel Humberto Montiel
Trujano
TRIBUNAL SUPERIOR
DE JUSTICIA DEL LA
CIUDAD DE MÉXICO

Ignacio R. Morales Lechuga
NOTARÍA 116

Guillermo Moran
GALAZ, YAMAZAKI, RUIZ
URQUIZA SC, MEMBER
OF DELOITTE TOUCHE
TOHMATSU LIMITED

Gustavo Morante
TORRES MORANTE SC

Emilio Rodriguez Muniz
MEXICAN TAX
ADMINISTRATION
SERVICE (SAT)

Diana Muñoz Flor
SECRETARÍA DE ECONOMÍA,
DIRECCIÓN GENERAL
DE NORMATIVIDAD
MERCANTIL (RUG)

Jorge Narváez Hasfura
BAKER MCKENZIE

Jesus Alberto Navarro
Hernandez
GRUPO DOVELA

Javier Luis Navarro Velasco
BAKER MCKENZIE

Mario Neave
GALAZ, YAMAZAKI, RUIZ
URQUIZA SC, MEMBER
OF DELOITTE TOUCHE
TOHMATSU LIMITED

Pablo Nosti Herrera
MIRANDA & ESTAVILLO SC

Maria Olivares
PWC MEXICO

Monica Ortegá
COMISIÓN NACIONAL
BANCARIA Y DE VALORES

María José Ortiz Haro
GALICIA ABOGADOS SC

Luis Cartas Paredes
MEXICAN TAX
ADMINISTRATION
SERVICE (SAT)

Sonia Paredes Sepúlveda
PENA MOURET ABOGADOS SC

Victor Paz
CAF-SIAC CONTADORES

Gabriel Peña Mouret
PENA MOURET ABOGADOS SC

Sergio Peña Zazueta
TRANSUNION DE
MEXICO SA SIC

Arturo Perdomo
GALICIA ABOGADOS SC

Eduardo Perez Armienta
MOORE STEPHENS
OROZCO MEDINA SC

Luis Uriel Pérez Delgado
GOODRICH, RIQUELME
Y ASOCIADOS

José Jacinto Pérez Silva
OPERADORA TERRA REGIA SA

Pablo Perezalonso Eguia
RITCH MUELLER, HEATHER
Y NICOLAU, SC

Fernando Pérez-Correa
SOLÓRZANO, CARVAJAL,
GONZÁLEZ Y PÉREZ-CORREA SC

Guillermo Piecarchic
PMC LAW SC

José Piecarchic Cohen
PMC LAW SC

Gizeh Polo
CREEL, GARCÍA-CUÉLLAR,
AIZA Y ENRIQUEZ SC

Francisco Puente Peña
INSTALACIONES ELÉCTRICAS
EN ALTA Y BAJA TENSIÓN
ACEVEDO SA DE CV

David Eugenio Puente-Tostado
SÁNCHEZ DEVANNY
ESEVERRI SC

Manuel Ramos
BUFETE DE OBRAS, SERVICIOS
Y SUMINISTROS SA DE CV

Carolina Ramos Ballesteros
MIRANDA & ESTAVILLO SC

Juan Rebollo Marquez Padilla
MINISTRY OF FINANCE

Brindisi Reyes Delgado
RITCH MUELLER, HEATHER
Y NICOLAU, SC

Eduardo Reyes Diaz-Leal
BUFETE INTERNACIONAL

Héctor Reyes Frenan
BAKER MCKENZIE

Baldomero Riojas
RUSSELL BEDFORD
MONTERREY S.C.

Claudia Rios
PWC MEXICO

Fernando Rivadeneira
RIVADENEYRA, TREVINO
& DE CAMPO SC

Beatriz Robles
CAF-SIAC CONTADORES

Alba Rodríguez Chamorro
*COMISIÓN NACIONAL
BANCARIA Y DE VALORES*

Iraza Rodríguez Garza
*COMISIÓN FEDERAL
DE ELECTRICIDAD*

Julian Rodríguez Toffel
NADER, HAYAUX & GOEBEL

Cecilia Rojas
GALICIA ABOGADOS SC

Maria Eugenia Romero Torres
MINISTRY OF FINANCE

Shaanty Rubio
WHITE & CASE SC

Raúl Sahagun
BUFETE INTERNACIONAL

Juan Pablo Sainz
NADER, HAYAUX & GOEBEL

José Roberto Salinas
*SALINAS PADILLA, ROMAN
ÁVILA & ASSOCIATES,
LEGAL FIRM SC*

Jorge Sanchez
*GALAZ, YAMAZAKI, RUIZ
URQUIZA SC, MEMBER
OF DELOITTE TOUCHE
TOHMATSU LIMITED*

Lucero Sánchez de la Concha
BAKER MCKENZIE

Luis Sanchez Galguera
*GALAZ, YAMAZAKI, RUIZ
URQUIZA SC, MEMBER
OF DELOITTE TOUCHE
TOHMATSU LIMITED*

Cristina Sanchez Vebber

Cristina Sánchez-Urtiz
MIRANDA & ESTAVILLO SC

Ricardo Sandoval Ortega
*COMISIÓN FEDERAL
DE ELECTRICIDAD*

María Esther Sandoval Salgado
*INSTITUTO FEDERAL
DE ESPECIALISTAS DE
CONCURSOS MERCANTILES*

José Santiago
GRUPO IMEV, SA DE CV

Monica Schiaffino Pérez
LITTLER MEXICO

Pedro Strobl
*BASHAM, RINGE Y CORREA,
MEMBER OF IUS LABORIS*

Arturo Suárez
KPMG CARDENAS DOSAL SC

Diego Ivan Suarez Torres
BAKER MCKENZIE

Juan Francisco Torres Landa
Ruffo
HOGAN LOVELLS

Jaime A. Tovar Villegas
NOTARÍA 116

Jaime A. Treviño
J.A. TREVIÑO ABOGADOS

Alfonso Vargas
*RITCH MUELLER, HEATHER
Y NICOLAU, SC*

Layla Vargas Muga
*GOODRICH, RIQUELME
Y ASOCIADOS*

Camilo Vazquez Lopez
SANTAMARINA Y STETA SC

Denise Carla Vazquez Wallach
*SECRETARÍA DE ECONOMÍA,
DIRECCIÓN GENERAL
DE NORMATIVIDAD
MERCANTIL (RUG)*

José Luis Vega Garrido
*GOODRICH, RIQUELME
Y ASOCIADOS*

Diego Velasco-Fuhrken
GALICIA ABOGADOS SC

Carlos Velázquez de León
*BASHAM, RINGE Y CORREA,
MEMBER OF IUS LABORIS*

Enrique Lavin Velez
*MEXICAN TAX
ADMINISTRATION
SERVICE (SAT)*

Claudio Villavicencio
*GALAZ, YAMAZAKI, RUIZ
URQUIZA SC, MEMBER
OF DELOITTE TOUCHE
TOHMATSU LIMITED*

Juan Pablo Vilella Vizcaya
*CREEL, GARCÍA-CUÉLLAR,
AIZA Y ENRIQUEZ SC*

Judith A. Wilson
*BRYAN, GONZALEZ VARGAS
& GONZALEZ BAZ SC*

Antonio Zuazua
KPMG CARDENAS DOSAL SC

MICRONESIA, FED. STS.

Marcelino Actouka
*POHNPEI UTILITIES
CORPORATION*

Nixon Anson
*POHNPEI UTILITIES
CORPORATION*

Kenneth Barden
ATTORNEY-AT-LAW

Lam Dang
*CONGRESS OF THE FSM
MIRANDA & ESTAVILLO SC*

Erick Divinagracia
RAMP & MIDA LAW FIRM

Walter Elias
*POHNPEI STATE DEPARTMENT
OF LANDS AND NATURAL
RESOURCES*

Mark Heath
*MICRONESIA REGISTRATION
ADVISORS, INC.*

Ronald Pangelinan
A&P ENTERPRISES INC.

Sam Peterson
POHNPEI EXPORT ASSOCIATION

Salomon Saimon
*MICRONESIAN LEGAL
SERVICES CORPORATION*

Donna Scheuring
*POHNPEI STATE
ENVIRONMENTAL
PROTECTION AGENCY*

Nora Sigrath
FSM DEVELOPMENT BANK

Mike Thomas
MICROP

Joseph Vitt
*POHNPEI TRANSFER &
STORAGE, INC.*

MOLDOVA

*NATIONAL COMMISSION
FOR FINANCIAL MARKETS*

Călin Bobuțac
COBZAC & PARTNERS

Alexei Bosneaga
*MINISTRY OF REGIONAL
DEVELOPMENT AND
CONSTRUCTION*

Valentina Chipier
*MINISTRY OF ECONOMY
AND INFRASTRUCTURE*

Olesea Chirică
PWC MOLDOVA

Ludmila Ciubaciuc
PWC MOLDOVA

Daniel Cobzac
COBZAC & PARTNERS

Valentin Cobzari
INSIGMA-LUX

Anastasia Dereveanchina
PWC MOLDOVA

Fernando Flano Fernandez
ICS RED UNION FENOSA SA

Silviu Foca
BIROUL DE CREDIT—MOLDOVA

Ana Galus
TURCAN CAZAC

Vasile Gherasim
POPA & ASSOCIATES

Jose Luis Gomes Pascual
ICS RED UNION FENOSA SA

Ruslan Gonceariuc
ICS RED UNION FENOSA SA

Victoria Goncearuc
COBZAC & PARTNERS

Laurentiu Gorun
GORUN LAW FIRM

Silvia Grosu
PWC MOLDOVA

Roman Ivanov
VERNON DAVID & ASSOCIATES

Alexandru Leonte
*MINISTRY OF ECONOMY
AND INFRASTRUCTURE*

Andrei Lopusneac
ICS RED UNION FENOSA SA

Mihail Lupascu
*MINISTRY OF ECONOMY
AND INFRASTRUCTURE*

Angela Matcov
*AGENCY OF LAND RELATIONS
AND CADASTRE STATE
ENTERPRISE CADASTRU*

Mihaela Mitroi
PWC ROMANIA

Nina Mudrea
GORUN LAW FIRM

Alexandru Munteanu
PWC MOLDOVA

Serghei Munteanu
*MINISTRY OF REGIONAL
DEVELOPMENT AND
CONSTRUCTION*

Oxana Novicov
*NATIONAL UNION OF
JUDICIAL OFFICERS*

Vladimir Palamarciuc
TURCAN CAZAC

Bodiu Pantelimon
SRL RECONSCIVIL

Carolina Parcalab
ACI PARTNERS LAW OFFICE

Vladimir Plehov

Igor Popa
POPA & ASOCIATII LAWYERS

Dumitru Popescu
PWC MOLDOVA

Irina Rotari
*MINISTRY OF ECONOMY
AND INFRASTRUCTURE*

Elena Sadovici

Alexandru Savva

Victor Secrii
ASIST PROIECT

Tatiana Stavinschi
PWC MOLDOVA

Liviu Surdu
GLORINAL IMOBIL SRL

Lilia Tapu
PWC MOLDOVA

Alexander Turcan
TURCAN CAZAC

Carolina Vieru
IM PAA SRL

Elena Vintea
COBZAC & PARTNERS

Vitalie Zama
*ASSOCIATE LAWYERS OFFICE
NAGACEVSKI & PARTNERS*

MONGOLIA

Odgerel Amgalan
*MONLOGISTICS
WORLDWIDE LLC*

Dunnaran Baasankhuu
MINTER ELLISON

Telenged Baast
*MONLOGISTICS
WORLDWIDE LLC*

Nandinchimeg Banzragch
TSOGT & NANDIN

Delgermaa Bataa
NEW LOGISTICS LLC

Khulan Batbayar
GTS ADVOCATES LLP

Dashzeveg Bat-Erdene
DELOITTE

Munkhbayer Batkhuu
*ANDERSON AND
ANDERSON LLP*

Azzaya Batsuuri
ELECTROSETI PROJECT LLC

Solongo Battulga
GTS ADVOCATES LLP

Altanduulga Bazarragchaa
UBEDN

Shairiibuu Boldoo
MINTER ELLISON

Bayar Budragchaa
ELC LLP ADVOCATES

David Buxbaum
*ANDERSON AND
ANDERSON LLP*

Tsendmaa Choijamts
PWC MONGOLIA

Khatanbat Dashdarjaa
ARLEX CONSULTING SERVICES

Zoljargal Dashnyam
GTS ADVOCATES LLP

Tsendsuren Davaa
*INTERNATIONAL COOPERATION
DIVISION CUSTOMS
GENERAL ADMINISTRATION
OF MONGOLIA*

Otgontuya Davaanyam
*ANDERSON AND
ANDERSON LLP*

Uyanga del Sol
TSETS LLP

Onchinsuren Dendevsambuu
DELOITTE

Gerel Enebish
LEHMAN LAW MONGOLIA LLP

Tsolmonchimeg Enkhbat
GTS ADVOCATES LLP

Sanjkhand Erdenebaatar
PWC MONGOLIA

Tuya Erdenechuluun
LEHMAN LAW MONGOLIA LLP

Dulguun Gantumur
MINTER ELLISON

Myagmarsuren Jambaldorj
*ANDERSON AND
ANDERSON LLP*

Enkhsaruul Jargalsaikhan
GTS ADVOCATES LLP

Saidolom Kodirov
*HEALY CONSULTANTS
GROUP PLC*

Bat-Ulzii Lkhasuren
MONSAR LLC

Azzaya Lkhachin
PWC MONGOLIA

Amarijargal Lkhagvaa
LEHMAN LAW MONGOLIA LLP

Ganzorig Luvsan
UBEDN

Daniel Mahoney
MAHONEY LIOTTA LLP

Erdenedalai Odkhuu
*MELVILLE ERDENEDALAI
(M&E) LLP*

Ariuntuya Rentsen
MAHONEY LIOTTA LLP

Mendsaikhan Rentsen
ARLEX CONSULTING SERVICES

Sebastian Rosholt
MINTER ELLISON

Scott Schlink
MINTER ELLISON

Tumurkhuu Sukgbaatar
UBEDN

Ganbayar Surmaajav
THE BANK OF MONGOLIA

Ganbagana Togtokhbayer
DELOITTE

Narandalai Tsedevsuren
THE BANK OF MONGOLIA

Ganzaya Tsogtgerel
*ANDERSON AND
ANDERSON LLP*

Dudgen Turbat
THE BANK OF MONGOLIA

Khosbayar Zorig
ARLEX CONSULTING SERVICES

MONTENEGRO

CEDIS

*CUSTOMS ADMINISTRATION
MONTENEGRO*

*ENERGY REGULATORY
AUTHORITY OF MONTENEGRO*

MINISTRY OF ECONOMY

Anja Abramovic
PRELEVIĆ LAW FIRM

Aleksandar Adamovic
PGS MONTENEGRO

Filip Aleksic
STUDIO FAADU

Nikola Angelovski
LAW OFFICE VUJAČIĆ

Jelena Bogetić
BDK ADVOKATI

Bojana Bošković
MINISTRY OF FINANCE

Vanja Bošković
LAW OFFICE VUJAČIĆ

Dragoljub Cibulić
BDK ADVOKATI

Milan Dakic
BDK ADVOKATI

Savo Djurović
ADRIATIC MARINAS D.O.O.

Dragan Draca
PRICEWATERHOUSECOOPERS
CONSULTING D.O.O.

Veselin Dragičević
CHAMBER OF ECONOMY
OF MONTENEGRO, SECTOR
FOR ASSOCIATIONS AND
ECONOMIC DEVELOPMENT

Robin Gellately-Smith
MONTENEGRO ARCHITECTS

Ana Jankov
BDK ADVOKATI

Nada Jovanovic
CENTRAL BANK OF
MONTENEGRO

Milica Jovicevic
MONTENOMAX

Dražen Jurišić
ARHITEKTONSKI ATELJE

Ana Kršmanović
MINISTRY OF FINANCE

Nikola Martinović
ADVOKATSKA KANCELARIJA

Milica Milanovic
PRICEWATERHOUSECOOPERS
CONSULTING D.O.O.

Nenad Pavličić
PAVLIČIĆ LAW OFFICE

Novica Pesic
PESIC & BAJCETA LAW OFFICE

Zorica Pesic Bajceta
PESIC & BAJCETA LAW OFFICE

Luka Popović
BDK ADVOKATI

Andrea Radonjanin
MORAVČEVIĆ VOJNOVIĆ I
PARTNERI IN COOPERATION
WITH SCHOENHERR

Nina Radović
MORAVČEVIĆ VOJNOVIĆ I
PARTNERI IN COOPERATION
WITH SCHOENHERR

Radovan Radulovic
MONTENOMAX

Ivan Radulović
MINISTRY OF FINANCE

Dražen Raičković
FINANCEPLUS

Branka Rajčić
PRICEWATERHOUSECOOPERS
CONSULTING D.O.O.

Sead Salkovic
FINANCEPLUS

Slaven Šćepanović
SČEPANOVIĆ LAW OFFICE

Miljan Sestovic
ASSOCIATION OF FREIGHT
FORWARDERS

Tijana Simonović
PRELEVIĆ LAW FIRM

Marko Tintor
CENTRAL BANK OF
MONTENEGRO

Luka Veljović
MORAVČEVIĆ VOJNOVIĆ I
PARTNERI IN COOPERATION
WITH SCHOENHERR

Vera Vučelić Radunović
HARRISONS SOLICITORS

Saša Vujačić
LAW OFFICE VUJAČIĆ

Tatjana Vujisevic
MINISTRY OF SUSTAINABLE
DEVELOPMENT AND TOURISM

Jelena Vujišić
LAW OFFICE VUJAČIĆ

Djordje Zejak
BDK ADVOKATI

Jelena Zelinčević
HARRISONS SOLICITORS

MOROCCO

KETTANI LAW FIRM

Idriss Abou Mouslim
BHIRAT

Sidimohamed Aouchikhi
CREDITINFO MAROC

Youssef Adouani
YOUSSEF ADOUANI NOTAIRE

Abdelkrim Karim Adyel
CABINET ADYEL

Abdelaziz Ahmani
LYDEC

Medhi Alami
NEXANS

Ali Alamri
MOROCCAN CARGO PARTNER

Aishah Alkaff
AMINA AMMOR
CREDITINFO MAROC

Tariq Arif
RENAULT MAROC

Redouane Assakhen
CENTRE RÉGIONAL
D'INVESTISSEMENT

Ekaterina Azizova
HEALY CONSULTANTS
GROUP PLC

Taoufik Azzouzi
TAOUFIK AZZOUZI NOTAIRE

Fassi-Fihri Bassamat
CABINET BASSAMAT
& ASSOCIÉE

Mostafa Bayad
CONSULTING
MAINTENANCE ELEC

Nabil Belahcen
CAGERE

Toufiq Benali
MINISTÈRE DE L'URBANISME
ET DE L'AMÉNAGEMENT
DU TERRITOIRE

Jalal Benhayoun
PORTNET SA

Azel-Arab Benjelloun
AGENCE D'ARCHITECTURE
D'URBANISME ET DE
DECORATION

Badria Benjelloun
MINISTÈRE DE L'URBANISME
ET DE L'AMÉNAGEMENT
DU TERRITOIRE

Mohamed Benkhalid
CAISSE NATIONALE DE
SÉCURITÉ SOCIALE

Karim Benkirane
ESPACE TRANSIT

Mohamed Benkirane
BENKIRANE LAW FIRM

Mohamed Benkirane
ESPACE TRANSIT

Monsef Bentaibi
AMWALCOM

Meryem Benzakour
CABINET D'AVOCATS MORSAD

Ali Bougrine
UGGC LAW FIRM

Bouchaib Chahi
AGENCE NATIONALE DE LA
CONSERVATION FONCIÈRE
DU CADASTRE ET DE LA
CARTOGRAPHIE (ANCFCC)

Abdallah Chater
CENTRE RÉGIONAL
D'INVESTISSEMENT

Abdelhafid Chentouf
ABDELHAFID CHENTOUF

Anas Chorfi
AGENCE MAROCAINE POUR
LE DEVELOPPEMENT DE
L'ENTREPRISE (AMDE)

Sayon Coulibaly
ETUDE NOTARIALE
HASSANE RAHMOUN

Merieme Diouri
ETUDE DE NOTARIAT MODERNE

Nihma El Gachbour
HAJJI & ASSOCIÉS

Soufiane El Khiafi
SYN

Tarik Elidrissi
LYDEC

Hamid Errida
ACCOUNTHINK
MAROC SARLAU

Abderrafi Errouihane
MINISTÈRE DE LA JUSTICE

Safia Fassi-Fihri
BFR ASSOCIÉS

Fahd Guasmi
LYDEC

Simon Guidecoq

Kamal Habachi
BAKOUCHI & HABACHI—HB
LAW FIRM LLP

Amin Hajji
HAJJI & ASSOCIÉS

Zohra Hasnaoui
CABINET HHH AVOCATS

Mahmoud Hassen
LAWYER

Ahmad Hussein
CABINET HHH AVOCATS

Bahya Ibn Khaldoun
UNIVERSITÉ M.V.
SOUISSI RABAT

Younes Jalal
TRANSIT JALAL

Yassir Khalil
YASSIR KHALIL STUDIO

Houda Laalaj
CHASSANY WATRELOT
& ASSOCIÉS

Abdelatif Laamrani
LAAMRANI LAW OFFICE

Hakim Lahlou
LAHLOU-ZIOUI & ASSOCIÉS

Mohammed Lahlou
ETUDE DE NOTARIAT MODERNE

Abdelaziz Lahrizi
TTAM

Zineb Laraoui
CABINET ZINEB LARAQUI

Amine Mahfoud
AMINE MAHFOUD NOTAIRE

Adil Morsad
CABINET D'AVOCATS MORSAD

Ahmed Morsad
CABINET D'AVOCATS MORSAD

Ahmed Mouflih
ASSOCIATION MAROCAINE
DES PRODUCTEURS
ET PRODUCTEURS
EXPORTATEURS DE FRUITS
ET LÉGUMES (APEFEL)

Mohamed Oulkhour
CHASSANY WATRELOT
& ASSOCIÉS

Abderrahim Outass
FONCTION LIBÉRALE

Yannick Poulain
OIL ARGAN & OIL CACTUS BIO

Hassane Rahmoun
ETUDE NOTARIALE
HASSANE RAHMOUN

Morgane Saint-Jalmes

Ghalia Sebti
AIT MANOS

Farhat Smail
ADMINISTRATION DES
DOUANES ET IMPÔTS INDIRECTES

Rachid Tahri
ASSOCIATION DES FREIGHT
FORWARDERS DU MAROC

Cathérine Taoudi
SAFRAN ELECTRICAL & POWER

Rim Tazi
LPA-CGR AVOCATS

Kenza Yamani
CHASSANY WATRELOT
& ASSOCIÉS

Amine Zniber
ZNIBER AMINE NOTAIRE

Meryem Zoubir
CHASSANY WATRELOT
& ASSOCIÉS

MOZAMBIQUE

AUTORIDADE TRIBUTÁRIA
DE MOÇAMBIQUE

BOLLORE TRANSPORT &
LOGISTICS MOÇAMBIQUE

CÂMARA DOS DEPAÇANTES
ADUANEIROS DE
MOÇAMBIQUE (CDA)

Amina Abdala
TTA—SOCIEDADE DE
ADVOGADOS, MEMBER OF
PLMJ LEGAL NETWORK

Soraia Abdula
SOCIEDADE DE
DESENVOLVIMENTO DO
PORTO DE MAPUTO (MPDC)

Florentina Virgilio Alberto
FLORENTINA V. ALBERTO—
DESPAÇANTE ADUANEIRA

Karen Morais Aly
VDA—VIEIRA DE ALMEIDA
& ASSOCIADOS

Duarte Amaral da Cruz
MC&A—SOCIEDADE
DE ADVOGADOS RL

Luís Antunes
LUFTEC—TÉCNICAS
ELÉCTRICAS LDA

Ana Babo
KPMG AUDITORES E
CONSULTORES SA

Samuel Banze
BANCO DE MOÇAMBIQUE

Gonçalo Barros Cardoso
GUILHERME DANIEL
& ASSOCIADOS

Ebrahim Bhikhá
LAWYER

Abubacar Calú
ELECTROVISAO LDA

Eduardo Calú
SAL & CALDEIRA,
ADVOGADOS, LDA

Alexandra Carvalho
Monjardino
ATTORNEY-AT-LAW

Iracema Casimiro
MARROQUIM, NKUTUMULA,
MACIA & ASSOCIADOS—
SOCIEDADE DE ADVOGADOS

Helder Simao Cau
FLORENTINA V. ALBERTO—
DESPAÇANTE ADUANEIRA

Liliana Chacon
CGA—COUTO, GRAÇA E
ASSOCIADOS, SOCIEDADE
DE ADVOGADOS

Aulivio João Chambe
GARP-CF GAMA AFONSO
DESPAÇANTE OFICIAL LDA

Madalena dos Anjos Chambul
MADALENA DOS ANJOS
CHAMBUL—DESPAÇANTE
ADUANEIRA, LDA.

Pedro Chilengue
MOTT MACDONALD PDNA
MOÇAMBIQUE, LDA

Dixon Chongo
DIXON CHONGO &
ASSOCIADOS DESPAÇANTES
ADUANEIROS LDA

Pedro Couto
CGA—COUTO, GRAÇA E
ASSOCIADOS, SOCIEDADE
DE ADVOGADOS

Paulino Cumbane
DHL MOÇAMBIQUE

Avelar da Silva
INTERTEK INTERNATIONAL LTD.

Guilherme Daniel
GUILHERME DANIEL
& ASSOCIADOS

Fabricia de Almeida Henriques
HENRIQUES, ROCHA &
ASSOCIADOS (MOÇAMBIQUE
LEGAL CIRCLE ADVOGADOS)

Carla de Sousa
FL&A—FERNANDA LOPES &
ASSOCIADOS ADVOGADOS

Alferio Dgedge
FL&A—FERNANDA LOPES &
ASSOCIADOS ADVOGADOS

Fulgêncio Dimande
MANICA FREIGHT
SERVICES SARL

Abílio Sualé Mário Paulo Diolé
CGA—COUTO, GRAÇA E
ASSOCIADOS, SOCIEDADE
DE ADVOGADOS

Yara Dos Santos
CONSELHO MUNICIPAL
DE MAPUTO

Teresa Empis Falcão
VDA—VIEIRA DE ALMEIDA
& ASSOCIADOS

Ahmad Essak
PWC MOZAMBIQUE

Ivan Fernandes
DIXON CHONGO &
ASSOCIADOS DESPAÇANTES
ADUANEIROS LDA

Oswaldo Fernandes
INTERTEK INTERNATIONAL LTD.

Vanessa Fernandes
CGA—COUTO, GRAÇA E ASSOCIADOS, SOCIEDADE DE ADVOGADOS

Telmo Ferreira
CGA—COUTO, GRAÇA E ASSOCIADOS, SOCIEDADE DE ADVOGADOS

Maria Fatima Fonseca
MAPUTO CITY COURT (COMMERCIAL CHAMBER)

Kheyser Gafur
GAFUR, GOVAN & ASSOCIADOS—SOCIEDADE DE ADVOGADOS

Aline Gama Afonso
GARP-CF GAMA AFONSO DESPACHANTE OFICIAL LDA

Tania Gemuze
FLORENTINA V. ALBERTO—DESPACHANTE ADUANEIRA

Venâncio Victor Gonemoda
LBH MOÇAMBIQUE

Nipul K. Govan
GAFUR, GOVAN & ASSOCIADOS—SOCIEDADE DE ADVOGADOS

Jorge Graça
CGA—COUTO, GRAÇA E ASSOCIADOS, SOCIEDADE DE ADVOGADOS

Abdul Satar Hamid
BDO MOZAMBIQUE

Zara Jamal
JLA

Adriano João
PWC MOZAMBIQUE

Francisco João Inroga
ELECTRICIDADE DE MOÇAMBIQUE E.P.

Pais Juma
CONSELHO MUNICIPAL DE MAPUTO

Katia Jussub
CM&A—CARLOS MARTINS & ASSOCIADOS

Gimina Langa
SAL & CALDEIRA, ADVOGADOS, LDA

Rui Loforte
CGA—COUTO, GRAÇA E ASSOCIADOS, SOCIEDADE DE ADVOGADOS

Fernanda Lopes
FL&A—FERNANDA LOPES & ASSOCIADOS ADVOGADOS

Mara Lopes
HENRIQUES, ROCHA & ASSOCIADOS (MOZAMBIQUE LEGAL CIRCLE ADVOGADOS)

Osório Lucas
SOCIEDADE DE DESENVOLVIMENTO DO PORTO DE MAPUTO (MPDC)

Eugénio Luis
BANCO DE MOÇAMBIQUE

Rosario da Silva Macajo
FLORENTINA V. ALBERTO—DESPACHANTE ADUANEIRA

Yussuf Mahomed
KPMG AUDITORES E CONSULTORES SA

Isaac Mangue
LBH MOÇAMBIQUE

Élia dos Reis Manhiça
ÉLIA REIS LDA—DESPACHANTE ADUANEIRO

Simeão Ernesto Manhiça
GARP-CF GAMA AFONSO DESPACHANTE OFICIAL LDA

Crescencio Maposse
ARCUS CONSULTORES LTDA

Duarte Marques da Cruz
MC&A—SOCIEDADE DE ADVOGADOS RL

Vitor Marques da Cruz
MC&A—SOCIEDADE DE ADVOGADOS RL

Stayleir Marroquim
MARROQUIM, NKUTUMULA, MACIA & ASSOCIADOS—SOCIEDADE DE ADVOGADOS

Carlos Martins
CM&A—CARLOS MARTINS & ASSOCIADOS

João Martins
PWC MOZAMBIQUE

Tiago Martins
TRANSITEX GLOBAL LOGISTICS OPERATIONS PTY. LTD.

João Mayer Moreira
VDA—VIEIRA DE ALMEIDA & ASSOCIADOS

Ester Fátima Ngove Muchope
MADALENA DOS ANJOS CHAMBUL—DESPACHANTE ADUANEIRA, LDA.

Junaide Mussa
DIXON CHONGO & ASSOCIADOS DESPACHANTES ADUANEIROS LDA

Tejas Nataraj
DP WORLD MAPUTO

Angelino Nhacalange
GARP-CF GAMA AFONSO DESPACHANTE OFICIAL LDA

Ilidio Nhamahango
BDO MOZAMBIQUE

Daisy Nogueira
CGA—COUTO, GRAÇA E ASSOCIADOS, SOCIEDADE DE ADVOGADOS

Joaquim Oliveira
INTERTEK INTERNATIONAL LTD.

Diana Ramalho
SAL & CALDEIRA, ADVOGADOS, LDA

Mozier Rolando
LBH MOÇAMBIQUE

Tânia Santhim
SAL & CALDEIRA, ADVOGADOS, LDA

Xavier Sicanso
FL&A—FERNANDA LOPES & ASSOCIADOS ADVOGADOS

Hector Sousa
TIBA GROUP MOZAMBIQUE

Mário Sumburane
J.FAIFE—DESPACHANTE ADUANEIRO

Acacio Tembe
MOTT MACDONALD PDNA MOÇAMBIQUE, LDA

Cândido Timana
RÖHLIG-GRINDROD MOÇAMBIQUE LDA

Gabriel Timana
RÖHLIG-GRINDROD MOÇAMBIQUE LDA

Leonardo Uamusse
ELECTRICIDADE DE MOÇAMBIQUE E.P.

Liana Utxavo
MANICA FREIGHT SERVICES SARL

Cesar Vamos Ver
SAL & CALDEIRA, ADVOGADOS, LDA

Joaquim Vilanculos
SAL & CALDEIRA, ADVOGADOS, LDA

MYANMAR

AGX LOGISTICS
MYANMAR CO. LTD.

DEPARTMENT OF AGRICULTURAL LAND MANAGEMENT AND STATISTICS
RÖDL & PARTNER CO. LTD.

Mar Mar Aung
DFDL

Thida Aye
DFDL

Kate Baillie
LUCY WAYNE & ASSOCIATES LIMITED

Jaime Casanova
DFDL

Thomas Chan
KPMG (ADVISORY) MYANMAR LTD.

Sher Hann Chua
TILLEKE & GIBBINS MYANMAR LTD.
Paul Cornelius
PRICEWATERHOUSECOOPERS MYANMAR CO. LTD.

Suk Peng Ding
PRICEWATERHOUSECOOPERS MYANMAR CO. LTD.

William Greenlee
DFDL

Henri-Frédéric Hibon
DFDL

Daw Hlaing Maw Oo
YANGON CITY DEVELOPMENT COMMITTEE

Ayush Jhunjhunwala
ALLEN & GLEDHILL LLP

Lee Jun Yee
ALLEN & GLEDHILL LLP

Nay Myo Myat Ko
CARE FREIGHT SERVICES LTD.

U Nyein Kyaw
RAJAH & TANN LLP

Alan Laichareonsup
TILLEKE & GIBBINS

Tin Latt

San Lwin
JLPVW LEGAL SERVICES

Ahlonn Maung
DFDL

Myo Min

Ong Minn U.
MYANMAR GLOBAL LAW FIRM

Cho Cho Myint
INTERACTIVE CO. LTD.

Mya Myint Zu
DFDL

Win Naing
WIN & CHO LAW FIRM

Minn Naing Oo
ALLEN & GLEDHILL LLP

Tin Nwe Soe
SUPREME COURT OF THE UNION

Geraldine Oh
ZICO LAW MYANMAR LIMITED

Hla Oo
GOOD BROTHERS MACHINERY CO. LTD.

Nwe Oo
TILLEKE & GIBBINS MYANMAR LTD.

Sebastian Pawlita
LINCOLN LEGAL SERVICES (MYANMAR) LTD.

May Phyto Kin
MYANMAR GLOBAL LAW FIRM

Key Pwint Phoo Wai
CARE FREIGHT SERVICES LTD.

Nada Songsasen
TILLEKE & GIBBINS MYANMAR LTD.

Priyank Srivastava
ALLEN & GLEDHILL LLP

Phyo May Thaw
PRICEWATERHOUSECOOPERS MYANMAR CO. LTD.

Yuwadee Theanngarm
TILLEKE & GIBBINS MYANMAR LTD.

Danyel Thomson
DFDL (THAILAND) LIMITED

Aung Thu Htoon
ZEYA & ASSOCIATES CO. LTD.

Zaw Thura
SUPREME COURT OF THE UNION

Zeya Thura Mon
ZEYA & ASSOCIATES CO. LTD.

Thuzar Tin
ZICO LAW MYANMAR LIMITED

Lucy Wayne
LUCY WAYNE & ASSOCIATES LIMITED

Httut Khaung Win
YANGON CITY DEVELOPMENT COMMITTEE

Zaw Win
YANGON CITY DEVELOPMENT COMMITTEE

Cho Cho Wynn

Ko Ko Ye' Lwin
DFDL

Kyaw Ye Tun
MINISTRY OF FINANCE

Khin Zaw
ZEYA & ASSOCIATES CO. LTD.

NAMIBIA

ELLIS SHILENGUDWA

Gino Absai
KPMG ADVISORY SERVICES (NAMIBIA) PTY. LTD.

Joos Agenbach
KOEPE & PARTNERS

Tiaan Bazuin
NAMIBIAN STOCK EXCHANGE

Adeline Beukes
STANDARD BANK NAMIBIA LIMITED

Daneale C. Beukes
ENGLING, STRITTER & PARTNERS

Clifford Bezuidenhout
ENGLING, STRITTER & PARTNERS

Benita Blume
H.D. BOSSAU & CO.

Chris Brandt
CHRIS BRANDT & ASSOCIATES

Elysia Brits
BANK WINDHOEK

Stephanie Busch
ENSAFRICA

Marjorie Claasen
BANK WINDHOEK LTD.

Myra Craven
ENSAFRICA

Carla da Silva
BANK WINDHOEK LTD.

Marcha Erni
TRANSUNION

Ismeralda Hangue
DEEDS OFFICE

Denis Hyman
PWC NAMIBIA

Jerome John Gaya
FISHER, QUARBY & PFEIFER

Gert Kandinda
BANK WINDHOEK LTD.

Frank Köpplinger
KÖPPLINGER BOLTMAN

Norbert Liebhich
TRANSWORLD CARGO PTY. LTD.

Anneri Lück
PWC NAMIBIA

Prisca Mandimika
MINISTRY OF LAND REFORM

John Mandy
MMM CONSULTANCY

Marie Mandy
MMM CONSULTANCY

Memory Mbai
KPMG ADVISORY SERVICES (NAMIBIA) PTY. LTD.

Ian McLaren
INVESTMENT TRUST COMPANY

Johan Nel
PWC NAMIBIA

Deidre Nels
INVESTMENT TRUST COMPANY

Tim Parkhouse
NAMIBIAN EMPLOYER'S FEDERATION

Frank Sauerbach
DEUTSCHE GESELLSCHAFT FÜR INTERNATIONALE ZUSAMMENARBEIT (GIZ)

Andre Swanepoel
DR. WEDER, KAUTA & HOVEKA INC.

Hugo Van den Berg
KOEPE & PARTNERS

Nevadia van Zyl
DR. WEDER, KAUTA & HOVEKA INC.

NEPAL

Lalit Aryal
LA & ASSOCIATES CHARTERED ACCOUNTANTS

Lokendra Ayer
JKK AND ASSOCIATES

Narayan Bajaj

Jaya Raj Bhandari
NEPAL ELECTRICITY AUTHORITY

Pratistha Bhandari
PIONEER LAW ASSOCIATES

Komal Chitracar
K.B. CHITRACAR & CO.

BM Dhungana
B&B ASSOCIATES—
CORRESPONDENT OF RUSSELL
BEDFORD INTERNATIONAL

Sarita Duwal
JKK AND ASSOCIATES

Suraj Guragain
LA & ASSOCIATES CHARTERED
ACCOUNTANTS

Rabin K.C.
CORPORATE LAW ASSOCIATES

Shreedhar Kapali
SHANGRI-LA FREIGHT PVT. LTD.

Jha Kaushlendra
JKK AND ASSOCIATES

Jagat Bahadur Khadka
NEPAL SHIPPING & AIR
LOGISTICS PVT. LTD.

Gourish K. Kharel
KTO INC.

Edward Koos

Tek Narayan Kunwar
MAKWANPUR DISTRICT COURT

Amir Maharjan
SAFE CONSULTING ARCHITECTS
& ENGINEERS PVT. LTD.

Pradip Maharjan
AGRO ENTERPRISE
CENTRE (FNCCI)

Ashok Man Kapali
SHANGRI-LA FREIGHT PVT. LTD.

Matrika Niraula
NIRAULA LAW CHAMBER & CO.

Tilak Bikram Pandey
PIONEER LAW ASSOCIATES

Usha Pandey
PRADHAN, GHIMIRE
& ASSOCIATES

Sewa Pathak

Dev Raj Paudyal
UNIVERSITY OF SOUTHERN
QUEENSLAND

Sabana Poudel
PIONEER LAW ASSOCIATES

Devendra Pradhan
PRADHAN, GHIMIRE
& ASSOCIATES

Kusum Shrestha

P. L. Shrestha
EVERGREEN CARGO
SERVICES PVT. LTD.

Prashanna Shrestha
PRADHAN, GHIMIRE
& ASSOCIATES

Rajeshwor Shrestha
SINHA VERMA LAW CONCERN

Sudheer Shrestha

Suman Lal Shrestha
H.R. LOGISTIC PVT. LTD.

Ram Chandra Subedi
APEX LAW CHAMBER

Mahesh Kumar Thapa
SINHA VERMA LAW CONCERN

NETHERLANDS

ABN AMRO BANK NV
ALLEN & OVERY LLP

Joost Achterberg
KENNEDY VAN DER LAAN

Maarten Appels
VAN DOORNE NV

Janine Bender
KADASTER, LAND
REGISTRATION & GEOGRAPHY

Ruud Berndsen
LIANDER

Mieke Bestebreurtje
VAN DEN HERIK &
VERHULST ADVOCATEN

Reint Bolhuis
AKD LAWYERS, CIVIL LAW
NOTARIES & TAX LAWYERS

Matthijs Bolkenstein
EVERSHEDS SUTHERLAND
NETHERLANDS BV

Jurriën Boon
ALLARD ARCHITECTURE

Roland Brandsma
PWC NETHERLANDS

Ate Bremmer
KENNEDY VAN DER LAAN

Mirjam de Blecourt
BAKER MCKENZIE
AMSTERDAM NV

Margriet de Boer
JUST LITIGATION
ADVOCATUUR BV

Wyneke de Gelder
PWC NETHERLANDS

Taco de Lange
AKD LAWYERS, CIVIL LAW
NOTARIES & TAX LAWYERS

Pete De Reeveur
ALLARD ARCHITECTURE

Rolf de Weijts
HOUTHOFF BURUMA

Marc Diepstraten
PWC NETHERLANDS

Sharon Edoe
EVERSHEDS SUTHERLAND
NETHERLANDS BV

Frank Heijmann
CUSTOMS ADMINISTRATION
OF THE NETHERLANDS

Jan Hockx
LEXENCE

Mick Hurks
HÖCKER ADVOCATEN

Leon Kanter
KPMG NETHERLANDS

Ilse Kersten
BAKER MCKENZIE
AMSTERDAM NV

Marcel Kettenis
PWC NETHERLANDS

Edwin M.A.J. Kleefstra
STOLP+KAB ADVISORS
EN ACCOUNTANTS BV

Lisa Kloot
LEEMAN VERHEIJDEN
HUNTJENS ADVOCATEN

Andrej Kwitowski
AKADIS BV

Lucas Lustermaans
EVERSHEDS SUTHERLAND
NETHERLANDS BV

Daniqué Meijer
HVK STEVENS LEGAL BV

Gert Mulder
GROENTENFRUIT HUIS

Sharon Neven
PWC NETHERLANDS

Hugo Reumkens
VAN DOORNE NV

Miranda Roijers-Melger
PWC NETHERLANDS

Jan Willem Schenk
HVK STEVENS LEGAL BV

Maaik Sips
PWC NETHERLANDS

Liesbeth Slappendel
TLN-FENEX

Manon Ultee
PWC NETHERLANDS

Gert-Jan van Gijjs
VAT LOGISTICS (OCEAN
FREIGHT) BV

Toni van Hees
STIBBE

Job van Hooff
STIBBE

Jasper van Hulst
HÖCKER ADVOCATEN

Wies van Kesteren
DE BRAUW BLACKSTONE
WESTBROEK

Ulsbrand Van Straten
STIBBE

Vanessa Vijn
STICHTING BUREAU
KREDIET REGISTRATIE

Jacques Vos
KADASTER, LAND
REGISTRATION & GEOGRAPHY

Reinout Vriesendorp
DE BRAUW BLACKSTONE
WESTBROEK

Stephan Westera
LEXENCE

Marcel Willems
FIELDFISHER NV

Bianco Witjes
LIANDER

Christiaan Zijdeveld
HOUTHOFF BURUMA

NEW ZEALAND

INLAND REVENUE DEPARTMENT

Mo Al Obaidi
HESKETH HENRY LAWYERS

Wendy Maree Alexander
SMITH AND PARTNERS

Tim Allen
WEBB HENDERSON

Stuart Baxter
EQUIFAX

Michael Brosnahan
MINISTRY OF BUSINESS,
INNOVATION & EMPLOYMENT

Daniel Brunt
NEW ZEALAND
CUSTOMS SERVICE

Paul Chambers
ANDERSON CREAGH
LAI LIMITED

Philip Coombe
PANALPINA WORLD
TRANSPORT LLP

Robyn Cox
MINISTRY OF BUSINESS,
INNOVATION & EMPLOYMENT

George Culver
PWC NEW ZEALAND

Matthew Curtis
BRANZ

Matthew Davie
BELL GULLY

Cory Dixon
PWC NEW ZEALAND

Igor Drinkovic
MINTER ELLISON RUDD WATTS

Ashton Dunn
ASTECH ELECTRICAL LTD.

Jonathan Embling
MINTER ELLISON RUDD WATTS

Alexandra Flaus
WEBB HENDERSON

Michael Gartshore
WEBB HENDERSON

Ian Gault
BELL GULLY

Tony Gault
PWC NEW ZEALAND

Syvaie Ghamry
MINTER ELLISON RUDD WATTS

Craig Harris
LAND INFORMATION
NEW ZEALAND

Lucy Harris
SIMPSON GRIERSON,
MEMBER OF LEX MUNDI

James Hawes
SIMPSON GRIERSON,
MEMBER OF LEX MUNDI

Matthew Kersey
RUSSELL MCVEAGH

Samantha Knott
RUSSELL MCVEAGH

Kate Lane
MINTER ELLISON RUDD WATTS

Michael Langdon
MINTER ELLISON RUDD WATTS

Annaliese McIntyre
WEBB HENDERSON

Andrew Minturn
QUALTECH
INTERNATIONAL LTD.

Phillipa Muir
SIMPSON GRIERSON,
MEMBER OF LEX MUNDI

Robert Muir
LAND INFORMATION
NEW ZEALAND

Mihai Pascariu
MINTER ELLISON RUDD WATTS

Jose Paul
AUCKLAND CITY COUNCIL

Marcus Playle
RUSSELL MCVEAGH

David Quigg
QUIGG PARTNERS
Silvana Schenone
MINTER ELLISON RUDD WATTS

Peter Smith
SMITH AND PARTNERS

Andrew Tetzlaff
SIMPSON GRIERSON,
MEMBER OF LEX MUNDI

Ben Upton
SIMPSON GRIERSON,
MEMBER OF LEX MUNDI

Simon Vannini

Jordan Yates
PWC NEW ZEALAND

NICARAGUA

ASOCIACIÓN NICARAGÜENSE
DE AGENTES NAVIERAS

CARRION CRUZ
CONSTRUCCIONES

ESTUDIO JURÍDICO ADUANERO

Ana Victoria Abea Gómez
CETREX

Guillermo Abella
CMA CGM

Samantha Aguilar
LATAMLEX NICARAGUA

Yara Valesia Alemán Sequeira
ARIAS LAW

Cristhian Julissa Altamirano
Tórres
CETREX

Bernardo Arauz
BAUTRANS & LOGISTICS

Guillermo Areas Cabrera
BDGROUP

Alfredo Artilles
KPMG

Soledad Balladares
SUPERINTENDENCIA DE BANCOS

Ana Carolina Baquero Urroz
LATIN ALLIANCE

Minerva Adriana Bellorín
Rodríguez
ACZALAW

Flavio Andrés Berrios Zepeda
MULTICONSULT & CIA LTDA

Yaser Bonilla
MOLINA Y ASOCIADOS

Orlando Cardoza
BUFETE JURIDICO OBREGON
Y ASOCIADOS

Juan Carvajal
PRONICARAGUA

Diana Fonseca
ARIAS LAW

Luis Fuentes Balladares
ARQUITECTURA FUENTES

Terencio García Montenegro
GARCÍA & BODÁN

Kassandra Gómez Pineda
PRONICARAGUA

Maryeling Suyen Guevara
Sequeira
ARIAS LAW

Federico Gordian
GARCÍA & BODÁN

Eduardo Gutierrez
PACHECO COTO

Gerardo Hernandez
CONSORTIUM LEGAL

Rodrigo Ibarra Rodney
ARIAS LAW

Myriam Jarquín
IPRA-CINDER

Eduardo Lacayo
TRANSUNION

Tiffany Lam
WHITE & CASE

Ramon Lopez
PWC NICARAGUA

Leonardo José Maldonado
González
ARIAS LAW

Sara Mayorga Díaz
ARIAS LAW

Maria Ofelia Medina Cortéz
GARCÍA & BODÁN

Jose Ivan Mejia Miranda
GARCÍA & BODÁN

Xiomara Mena
CETREX

Soraya Montoya Herrera
MOLINA & ASOCIADOS
CENTRAL LAW

Jeanethe Morales Núñez
SUPERINTENDENCIA DE BANCOS

Tania Muñoz
KPMG

Luis Murillo
REX CARGO NICARAGUA SA

Dania Navarrete
GARCÍA & BODÁN

Jose René Orúe Cruz

Silvio Guillermo Otero Quiroz
GLOBALTRANS INTERNACIONAL

Ivania Lucía Paguaga Cuadra
ARIAS LAW

Rosa Catalina Pérez Montero
ARIAS LAW

Alonso Porras
PACHECO COTO

Olga Renee Torres
LATIN ALLIANCE

Yader Oswaldo Reyes
Membreno
GRUPO VESTA

Erwin Rodriguez
PWC NICARAGUA

Patricia Rodríguez
MULTICONSULT & CIA LTDA

Paúl Rodríguez
GARCÍA & BODÁN

Alfonso José Sandino Granera
CONSORTIUM LEGAL

Naimeh Suárez
BUFETE JURIDICO OBREGON
Y ASOCIADOS

Rodrigo Taboada
CONSORTIUM LEGAL

Carlos Taboada Rodríguez
CONSORTIUM LEGAL

Diógenes Velásquez V.
ACZALAW

Carlos Zarruk
PRONICARAGUA

NIGER

BCEAO

CREDITINFO VOLO

FIDUCIAIRE CONSEILS ET AUDIT

MINISTÈRE DE L'ÉNERGIE

PROJET SÉCURITÉ DES
INSTALLATIONS ÉLECTRIQUES
INTÉRIEURES AU NIGER (SIEIN)

Kassoum Abarry
VILLE DE NIAMEY

Harouna Soungaize Abdoul
Razak
MAISON DE
L'ENTREPRISE NIGER

Daouda Adamou
OFFICE NOTARIAL AHD

Sidi Sanoussi Baba Sidi
CABINET D'AVOCATS
SOUNA-COULIBALY

Issouf Baco
SOCIÉTÉ NIGÉRIENNE
DE TRANSIT (NITRA)

Moussa Bola
PROJET DE DÉVELOPPEMENT
DES EXPORTATIONS DES
MARCHÉS AGRO-SYLVO-
PASTORAUX (PRODEX)

Amadou Boukar
CELLULE D'ANALYSE DES
POLITIQUES PUBLIQUES
ET SUIVI DE L'ACTION
GOUVERNEMENTALE

Mohamed Amadou Boukar
ETUDE DE MAÎTRE MOHAMED
AMADOU BOUKAR

Moustapha Boukari
CABINET BOUKARI

Moussa Coulibaly
CABINET D'AVOCATS
SOUNA-COULIBALY

Moussa Dantia
MAISON DE
L'ENTREPRISE NIGER

Abdou Djando
EMTEF

Mai Moussa Elhadji Basshir
TRIBUNAL DE GRANDE
INSTANCES HORS CLASSE
DE NIAMEY

Boureïma Fodi
CABINET D'AVOCATS
SOUNA-COULIBALY

Abder Rhamane Halidou
Abdoulaye
CHAMBRE NATIONALE DES
NOTAIRES DU NIGER

Souley Hammi Illiassou
CABINET KOUAOVI

Abdou Hima
PROJET DE DÉVELOPPEMENT
DES EXPORTATIONS DES
MARCHÉS AGRO-SYLVO-
PASTORAUX (PRODEX)

Diori Maimouna Idi Malé
LAITIÈRE DU SAHEL SARL

Ali Idrissa Sounna
TOUTELEC NIGER SA

Aboubacar Iro

Moustapha Issaka Wakasso
DIRECTION GÉNÉRALE
DES IMPÔTS

Boube Issouf
NEGOCE INTERNATIONAL NIGER

Elh. Moustapha Kadri
SAFE/NIGER OIGNON
IMPORT—EXPORT

Bernar-Oliver Kouaovi
CABINET KOUAOVI

Boubacar Nouhou Maiga
ENGE

Barhoumi Maliki
CHAMBRE DE COMMERCE
ET D'INDUSTRIE DU NIGER

Aly Mamadou Ousmane
MINISTÈRE DU COMMERCE
ET DE LA PROMOTION
DU SECTEUR PRIVÉ

Sabou Mamane Naïssa
TRIBUNAL DE COMMERCE
DE NIAMEY

Mamane Sani Manane
BUREAU D'ÉTUDES
BALA & HIMO

Ali Moctar
CHAMBRE DES
NOTAIRES DU NIGER

Sadou Mounkaïla
HASKÉ SOLAIRE

Yayé Mounkaïla
CABINET D'AVOCATS
MOUNKAÏLA-NIANDOU

Ibrahim Mounouni
BUREAU D'ÉTUDES
BALA & HIMO

Daouda Moussa
CHAMBRE DE COMMERCE
ET D'INDUSTRIE DU NIGER

Arielle Razafimahefa
JOHN W. FROOKS & CO.

Ousseini Zika Saidou
DIRECTION DE FISCALITE
FONCIERE ET CADASTRALE

Harouna Saidou Yaye
OFFICE NOTARIAL AHD

Abdou Moussa Sanoussi
ENGE

Idrissa Tchernaka
SCPA LBTI & PARTNERS

Wouro Yahia
SCPA LBTI & PARTNERS

Tinni Younoussa
BATE INTERNATIONAL

Djibrilla Ali Zourkaleini Maïga
SONGHYOY ARTS

NIGERIA

NIGERIAN MARITIME
ADMINISTRATION &
SAFETY AGENCY

Patrick Abah
LATEEF O. FAGBEMI SAN & CO.

Ijeoma Abalogu
GBENGA BIOBAKU & CO.

Lateefah Abdulkareem
LATEEF O. FAGBEMI SAN & CO.

Bala Abdullahi
BANK OF AGRICULTURE

Fariha Abdullahi
DIKKO AND MAHMOUD
SOLICITORS AND ADVOCATES

Mohammed K. Abdulsalam
GITRAS LTD.

Innocent Abidoye
NNENNA EJEKAM ASSOCIATES

Michael Abiiba
BANWO & IGHODALO

Lemea Abina
PRIMERA AFRICA LEGAL

Oluseyi Abiodun Akinwunmi
AKINWUNMI & BUSARI
LEGAL PRACTITIONERS

Theophilus Abolarin
AKINWUNMI & BUSARI
LEGAL PRACTITIONERS

Zainab Abolarin
CRC CREDIT BUREAU LIMITED

Faith Aboyeji
BABALAKIN & CO.

Alhaji Garba Abubakar
CORPORATE AFFAIRS
COMMISSION

Akinbiyi Abudu
EY

Peter Adaji
CORPORATE AFFAIRS
COMMISSION

Bashir H. Adamu
DESIGN PLUS

Oluwatomiwa Adedayo-Salau
AKINWUNMI & BUSARI
LEGAL PRACTITIONERS

Busayo Adedeji
BLOOMFIELD LAW PRACTICE

Opeyemi Adediran
ALIAN LAW

Joseph Adegbite
NIGERIAN PORTS AUTHORITY

Kunle Adegbite
CANAN SOLICITORS

Olabode Adegoke
BLOOMFIELD LAW PRACTICE

Steve Adehi
STEVE ADEHI AND CO.

Olufunke Adekoya
ÆLEX LEGAL PRACTITIONERS
& ARBITRATORS

Adetola Adeleke
CROWNCOURT ATTORNEYS

Green Ademola
OLAM NIGERIA

Esther Adeniji
BANWO & IGHODALO

Ademola Adesalu
CRC CREDIT BUREAU LIMITED

Taiwo Adeshina
JACKSON, ETTI & EDU

Adedayo Adesina
OYEWOLE & ADESINA

Tosin Adesina
KPMG

Adebayo Adetomiwa
MATRIX SOLICITORS

Mary Adey
DIKKO AND MAHMOUD
SOLICITORS AND ADVOCATES

Agbolade Adeyemi
UDO UDOMA & BELO-OSAGIE

Oluwatodimu Adeyemi
PRIMERA AFRICA LEGAL

Albert Adu
ALLIANCE LAW FIRM

Nosa Afe
LOGISTI QXPEDITORS LIMITED

Omolaja Agboke
FIRST BANK NIGERIA LIMITED

Omoede Agbontaen
OLAJIDE OYEWOLE LLP

Daniel Agbor
UDO UDOMA & BELO-OSAGIE

Shuaheeb Agoro
LAND BUREAU—LAGOS

Tokunbo Agoro
JAIYE AGORO & CO.

Matina Aguocha
BABALAKIN & CO.

Nasir Ahmad
IBRAHIM M. BOYI & CO

Oluwatoyin Aiyeola
JACKSON, ETTI & EDU

Michael Ajaegbo
ALLIANCE LAW FIRM

KUNLE AJAGBE
PERCHSTONE & GRAEYS

Temidayo Ajayi
DETAIL COMMERCIAL
SOLICITORS

Babatunde Ajibade
SPA AJIBADE & CO.

Olayinka Ajose
AEC LEGAL

Odein Ajumogobia
AJUMOGOBIA & OKEKE

Blessing Ajunwo
ALLIANCE LAW FIRM

Ahmed Akanbi
AKANBI & WIGWE LEGAL
PRACTITIONERS

Azeez Akande
JACKSON, ETTI & EDU

Olabimpe Akande
ALIAN LAW

Ayodeji Akindeire
PERCHSTONE & GRAEYS

Iwilade Akintayo
KUSAMOTU & KUSAMOTU

Bukola Akinwunmi
OLANIWUN AJAYI LP

Akinkunmi Akinwunmi
CHRIS OGUNBANJO LP

Jesuloba Akinyele
OLANIWUN AJAYI LP

Soji Akinyele
OFFICE OF THE VICE PRESIDENT

Jamiu Akolade
ADCAX NOMINEES LTD.

Folake Alabi
OLANIWUN AJAYI LP

Temidayo Alade
OLANIWUN AJAYI LP

Ezinne Alajemba
AKANBI & WIGWE LEGAL
PRACTITIONERS

Toyosi Alasi
BANWO & IGHODALO

Joke Aliu
ALUKO & OYEBODE

Al-Amin Aliyu
CORPORATE AFFAIRS
COMMISSION

Usman Aliyu Mahmud
NIGERIAN COMMUNICATIONS
COMMISSION

Bologi Alli
TEMPLARS LAW OFFICE

Chioma Amadi
AKANBI & WIGWE LEGAL
PRACTITIONERS

Francis Amadi
CORPORATE AFFAIRS
COMMISSION

Michael Amadi
OLANIWUN AJAYI LP

Joshua Amusan-Giwa
AEC LEGAL

Frances Anaekwe
ÆLEX LEGAL PRACTITIONERS
& ARBITRATORS

Sola Arifayan
IKEYI & ARIFAYAN

Mayowa Arokodare
THE LAW CREST LLP

Oluseye Arowolo
DELOITTE

Richard Arowolo
PERCHSTONE & GRAEYS

Olalekan Ashas
MATRIX SOLICITORS

Zion Athora
EY

Popoola Atilola Omosanya
LATEEF O. FAGBEMI SAN & CO.

Ebunoluwa Awosika
AJUMOGOBIA & OKEKE

Kayode Awoyo
IKEYI & ARIFAYAN

Efe Awure
OAKWELL PARTNERS

Anthony Ayalogo
NIGERIAN CUSTOMS

Adetola Ayanru
SPA AJIBADE & CO.

Adeniyi Ayodele
SPA AJIBADE & CO.

Olusola Ayodele
NIGERIA EMPLOYERS'
CONSULTATIVE
ASSOCIATION (NECA)

Oreoluwa Ayodele OLANIWUN AJAYI LP	Tunde Ekundayo GIANT VIEWS PLUS	Joseph Idiong ASSOCIATION OF NIGERIAN EXPORTERS	Muhammad Mainassara CENTRAL BANK OF NIGERIA	Jumoke Oduwale OFFICE OF THE VICE PRESIDENT
Lady Azuka Azinge CORPORATE AFFAIRS COMMISSION	Makbul Elahi KANO DISTRIBUTION ELECTRICITY COMPANY	Maymunah Idris FEDERAL MINISTRY OF JUSTICE	Oghogho Makinde ALUKO & OYEBODE	Anita Omonuwa Ogbalu TEMPLARS LAW OFFICE
Seth Azubuike PERCHSTONE & GRAEYS	Theophilus I. Emuwa ÆLEX LEGAL PRACTITIONERS & ARBITRATORS	Anjola Ige OLANIWUN AJAYI LP	Kolawole Mayomi SPA AJIBADE & CO.	Ugonna Ogbuagu ÆLEX LEGAL PRACTITIONERS & ARBITRATORS
Tomilehin Babafemi G. ELIAS & CO. SOLICITORS AND ADVOCATES	Kenneth Erikume PWC NIGERIA	Williams Iheme AINA BLANKSON LP	Tosanbami Mene-Afejuku AKANBI & WIGWE LEGAL PRACTITIONERS	Godson Oghenechuko UDO UDOMA & BELO-OSAGIE
Clare Bako STEVE ADEHI AND CO.	Hosanna Esene TRLP LAW	Chidinma Ihemedu ALLIANCE LAW FIRM	Amjad Mohammad AMJAD MOHAMMAD GALADIMA & CO.	Ozofu Ogiemudia UDO UDOMA & BELO-OSAGIE
Modupe Balogun JACKSON, ETTI & EDU	Samuel Etuk 1ST ATTORNEYS	Lawal Ijaodola G. ELIAS & CO. SOLICITORS AND ADVOCATES	Felicia Mosuro ADCAX NOMINEES LTD.	Kunle Ogunbamowo DELOITTE
Kofoworola Bamgbose ÆLEX LEGAL PRACTITIONERS & ARBITRATORS	Ekiomado Ewera-Isaiah JACKSON, ETTI & EDU	Ijeoma Nwala UDO UDOMA & BELO-OSAGIE	Bashir Mudi KANO URBAN PLANNING AND DEVELOPMENT AUTHORITY (KNUPDA)	Abimbola Ogunbanjo CHRIS OGUNBANJO LP
Toyin Bashir OFFICE OF THE VICE PRESIDENT	Simisola Eyiisanmi CHRIS OGUNBANJO LP	Oluwabukola Iji SPA AJIBADE & CO.	Ismail Muftau JACKSON, ETTI & EDU	Ifeoluwa Ogunbunmi OFFICE OF THE VICE PRESIDENT
Risikat Bukola Bello MINISTRY OF PHYSICAL PLANNING AND URBAN DEVELOPMENT	Nosike Ezebo IKEYI & ARIFAYAN	Nduka Ikeyi IKEYI & ARIFAYAN	Victor Munis TRLP LAW	Ayokunle Ogundipe PERCHSTONE & GRAEYS
Betty Biayeibo PUNUKA ATTORNEYS & SOLICITORS	Chijioke Ezeibe AINA BLANKSON LP	Femi David Ikotun ZIONGATE CHAMERS	Olatunji Muritala THE LAW CREST LLP	Yvonne Ogunoiki IKEYI & ARIFAYAN
Oladeji Bodunwa DELOITTE	Anse Agu Ezetah CHIEF LAW AGU EZETAH & CO.	Ebelechukwu Ikpeoyi BLOOMFIELD LAW PRACTICE	Abdulsalam Musbau M.A. ABDULSALAM & CO.	Adebola Ogunsanya OLANIWUN AJAYI LP
Ibidolapo Bolu SPA AJIBADE & CO.	Kenecchi Ezezika IKEYI & ARIFAYAN	Ifedolapo Ilesanmi KUSAMOTU & KUSAMOTU	Haliru Musia CORPORATE AFFAIRS COMMISSION	Oladimeji Ojo ALUKO & OYEBODE
Temitayol Bukoye G. ELIAS & CO. SOLICITORS AND ADVOCATES	Violet Ezirike AINA BLANKSON LP	Ifedayo Iroche PERCHSTONE & GRAEYS	Oluwatoyin Nathaniel G. ELIAS & CO. SOLICITORS AND ADVOCATES	Cindy Ojogbo OLANIWUN AJAYI LP
Cephas Caleb ALUKO & OYEBODE	Lateef O. Fagbemi San LATEEF O. FAGBEMI SAN & CO.	Kemfon Josephneke 1ST ATTORNEYS	Ugochi Ndebio KPMG	Orevaoghene Ojoh ALUKO & OYEBODE
Afolabi Caxton-Martins ADCAX NOMINEES LTD.	Babatunde Fagbohunlu ALUKO & OYEBODE	Tosin Kalegha PERCHSTONE & GRAEYS	Justine Nidiya CORPORATE AFFAIRS COMMISSION	Chudi Ojukwu INFRASTRUCTURE CONSULTING PARTNERSHIP
Mercy Chibuike-Iheama CENTRE FOR MANAGEMENT DEVELOPMENT (CMD)	Olufunke Fawehinmi OLAJIDE OYEWOLE LLP	Paul Kalejaiye KUSAMOTU & KUSAMOTU	Uche Nwabudike ALSEC NOMINEES LIMITED	Mercy Ojukwu CENTRAL BANK OF NIGERIA
Chukwuemeka Chime PWC NIGERIA	Olubunmi Fayokun ALUKO & OYEBODE	Olufunmbi Kehinde ÆLEX LEGAL PRACTITIONERS & ARBITRATORS	Chioma Nwachukwu AINA BLANKSON LP	Chinyere Okafor G. ELIAS & CO. SOLICITORS AND ADVOCATES
Victor Chimezie RATIO LEGAL PRACTITIONERS	Augustine Fischer APM TERMINALS	Dolapo Kokuyi DETAIL COMMERCIAL SOLICITORS	Ifunanya Nwajagu FEDERAL MINISTRY OF JUSTICE	Ikenna Okafor PERCHSTONE & GRAEYS
Ukata Christian AFRIGLOBE SHIPPING LINES LTD.	Fatai Folarin DELOITTE	Olupeju Kolajo MATRIX SOLICITORS	Victor Nwaka OLISA AGBAKOBA & ASSOCIATES	Rashidat Okafor STEVE ADEHI AND CO.
Chukwunndum Orabueze UDO UDOMA & BELO-OSAGIE	Bolaji Gabari SPA AJIBADE & CO.	Babatunde Kolawole HLB Z.O. OSOSANYA & CO.	Kiadum Nwakoh PRIMERA AFRICA LEGAL	Emeka Okekeze TALAL ABU GHAZALEH CONSULTANTS LIMITED
Abimbola Claudius-Akinyemi MINISTRY OF PHYSICAL PLANNING AND URBAN DEVELOPMENT	Lionel Garrick FORTELEGAL PARTNERS	Adamu Kudu FEDERAL INLAND REVENUE SERVICE	Obinna Nwankwo CENTRAL BANK OF NIGERIA	Aisha Okeshola BANWO & IGHODALO
David Coker SKB LOGISTICS	Adejoke A. Gbenro ADEBANKE ADEOLA & CO.	Malandi Umar Kura KANO STATE BUREAU FOR LAND MANAGEMENT	Yeye Nwidaa	Toritseju Okitikpi DELE OLANIYAN & CO.
Adekunmi da-Silva MATRIX SOLICITORS	Akalonu Gertrude Uzochikwa CORPORATE AFFAIRS COMMISSION	Ayodele Kusamotu KUSAMOTU & KUSAMOTU	Patrick Nzeh DELOITTE	Nseobong Okon 1ST ATTORNEYS
Obinna Dike ALLIANCE LAW FIRM	Temitope Giwa OLANIWUN AJAYI LP	Folabi Kuti PERCHSTONE & GRAEYS	Chikwerem Obi NIGERIAN ELECTRICITY REGULATORY COMMISSION (NERC)	Ngo-Martins Okonmah ALUKO & OYEBODE
Rebecca Dokun	Osayaba Giwa-Osagie GIWA-OSAGIE & CO.	Alhassan L. Alhassan HOPE ATTORNEYS	V. Uche Obi ALLIANCE LAW FIRM	Chukwuma Okoroafor SOLOLA & AKPANA
Damilola Durosimi-Etti OLANIWUN AJAYI LP	Zainab Gobir FEDERAL INLAND REVENUE SERVICE	Abubakar Ladi Dahiru CORPORATE AFFAIRS COMMISSION	Anigbogu Obinna Jude JUDE & PARTNERS	Eze Okorocho ASSOCIATED ATTORNEY
Colin Egemonye GOLDSMITHS SOLICITORS	Zainab Halliru DIKKO AND MAHMOUD SOLICITORS AND ADVOCATES	Hadiyeh Lawal ALIAN LAW	Nnamdi Obinwa KPMG	Taiwo Okunade DELOITTE
Osaro Eghobamien S.A.N. PERCHSTONE & GRAEYS	Amira Hamisu DIKKO AND MAHMOUD SOLICITORS AND ADVOCATES	Usman Lawan Bello H.H. KARKASARA & CO.	Chisom Obiokoye PERCHSTONE & GRAEYS	Oluwatosin Okunrinboye AJUMOGOBIA & OKEKE
Oyindamola Ehiwere UDO UDOMA & BELO-OSAGIE	Ibrahim Hashim ELECTROMECH PRIME UTILITY RESOURCES LTD.	Salman Luqman CORPORATE AFFAIRS COMMISSION	Debbie N. Obodoukwu	Michelle Okwusogu KPMG
Chiazor Ejekam NNENNA EJEKAM ASSOCIATES	Akeem Hassan FIRST BANK NIGERIA LIMITED	Obinna Maduako OLANIWUN AJAYI LP	Jude Obob OFFICE OF THE VICE PRESIDENT	Stephen Ola Jagun JAGUN ASSOCIATES
Nnenna Ejekam NNENNA EJEKAM ASSOCIATES	Sani Khalil Ibrahim ARCHITECTURAL SERVICES AND DEVELOPMENT CONSULTANTS	Abubakar Mahmoud DIKKO AND MAHMOUD SOLICITORS AND ADVOCATES	Onyinye Odionye FIRST BANK NIGERIA LIMITED	Adetola Olafimihan PERCHSTONE & GRAEYS
Offiong Ekenyong CENTRAL BANK OF NIGERIA	Tokunbo Ibrahim PWC NIGERIA	Bello Mahmud CORPORATE AFFAIRS COMMISSION	Chijioke Odo DELOITTE	Ayo Olaita ALLIANCE LAW FIRM
	Yakubu Othman Ibrahim JONATHAN OLUBI & CO.		Abutu Odu OLAJIDE OYEWOLE LLP	Olesegun Olaiya ALEX LEGAL
				Moshood Olajide PWC NIGERIA

Lanre Olaoluwa
MATRIX SOLICITORS

Olayimika Olasewera
SPA AJIBADE & CO.

Jide Olasite
MATRIX SOLICITORS

Musa Olasupo
CENTRAL BANK OF NIGERIA

Eniola Olatunji
ADEKUNLE OMOTOLA & CO.

Ebele Oliko
BABALAKIN & CO.

Kunle Olley
FEDERAL INLAND
REVENUE SERVICE

Funmilayo Olofintuyi
KUSAMOTU & KUSAMOTU

Ajibola Olomola
KPMG

Afolasade Olowe
JACKSON, ETTI & EDU

Yomi Olugbenro
DELOITTE

Christina Olusile
KPMG

Olufunke Olutoye
ALUKO & OYEBODE

Peter Oluwafemi
JUDE & PARTNERS

Temitope Oluwasemilore
IKEYI & ARIFAYAN

Tolulope Omidiji
PWC NIGERIA

Bayo Omole
MATRIX SOLICITORS

David Omoleye
KANO DISTRIBUTION
ELECTRICITY COMPANY

Oluwatunmise Omotoyinbo
OLANIWUN AJAYI LP

Ekundayo Onajobi
UDO UDOMA & BELO-OSAGIE

Adefunke Onakoya
AKINWUNMI & BUSARI
LEGAL PRACTITIONERS

Kate Onianwa
AJUMOGOBIA & OKEKE

Gabriel Onojason
ALLIANCE LAW FIRM

Joseph Onugwu
OLISA AGBAKOBA
& ASSOCIATES

Fred Onuobia
G. ELIAS & CO. SOLICITORS
AND ADVOCATES

Ogechi Onuoha
OLAIDE OYEWOLE LLP

Nnamdi Oragwu
PUNUKA ATTORNEYS
& SOLICITORS

Benedict Oregbemhe
SPA AJIBADE & CO.

Tunde Osasona
WHITESTONE WORLDWIDE LTD.

Tiwalola Osazuwa
ÆLEX LEGAL PRACTITIONERS
& ARBITRATORS

Gbemisola Osibo
TUNDE & ADISA LEGAL
PRACTITIONERS

Olufunmilayo Osifuye
LAGOS STATE PHYSICAL
PLANNING & DEVELOPMENT
AUTHORITY

Ope Osinbubi
SHEARMAN & STERLING LLP

Olufemi Ososanya
HLB Z.O. OSOSANYA & CO.

Noah Osu
OFFICE OF THE VICE PRESIDENT

Patrick Osu
AJUMOGOBIA & OKEKE

Vera Osuji
CREDIT REGISTRY SERVICES
(CREDIT BUREAU) PLC

Davidson Otoru
ÆLEX LEGAL PRACTITIONERS
& ARBITRATORS

Olajumoke Oyeboode
PWC NIGERIA

Taiwo Oyedele
PWC NIGERIA

Damilola Oyelade
PERCHSTONE & GRAEYS

Abiodun Oyedun
DETAIL COMMERCIAL
SOLICITORS

Bukola Oyeneyin
AKANBI & WIGWE LEGAL
PRACTITIONERS

Olubukola Oyerinde
PWC NIGERIA

Ayo Oyewole
CREDIT REGISTRY SERVICES
(CREDIT BUREAU) PLC

Patrick Oyong
FEDERAL MINISTRY OF JUSTICE

Deborah Patrick-Akhaba
GOLDSMITHS SOLICITORS

Moses Pila
TEMPLARS LAW OFFICE

Olajumoke Popoola
OFFICE OF THE VICE PRESIDENT

Tunde Popoola
CRC CREDIT BUREAU LIMITED

Moshood Quadri
ÆLEX LEGAL PRACTITIONERS
& ARBITRATORS

Samuel Salako
OLAIDE OYEWOLE LLP

Kofo Salam-Alada
CENTRAL BANK OF NIGERIA

Sheriff Salami
CRC CREDIT BUREAU LIMITED

Ashok Saraf
EKO ELECTRICITY
DISTRIBUTION PLC

Yewande Senbore
OLANIWUN AJAYI LP

Eric Sesu
PWC NIGERIA

Jameelah Sharrieff-Ayedun
CREDIT REGISTRY SERVICES
(CREDIT BUREAU) PLC

Taofeek 'Bola Shittu
IKEYI & ARIFAYAN

Christine Sijuwade
UDO UDOMA & BELO-OSAGIE

Olugbenga Sodipo
IKEYI & ARIFAYAN

Serifat Solebo
LAND SERVICES DIRECTORATE

Similoluwa Somuyiwa
OLANIWUN AJAYI LP

Umar Sulaiman Muhammad
STRONG GOALS
GENERATION CONSULT

Adeola Sunmola
UDO UDOMA & BELO-OSAGIE

Olufemi Sunmonu
ALIAN LAW

Rafiu Sunmonu
DELMORE ENGINEERING
AND CONSTRUCTION
COMPANY LIMITED

Tokunbo Adewale Toriola
ARMAJARO NIGERIA LIMITED

Eresi Uche
TEMPLARS LAW OFFICE

Ijeoma Uche
KPMG

Uchenna Udechukwu
OYEWOLE & ADESINA

Anthony Udenze
NIGERIAN CUSTOMS

Kelechi Ugbeva
BLACKWOOD AND STONE LP

Orji Uka
BABALAKIN & CO.

Jidefor Ukachukwu
JULEX ASSOCIATES

Aniekan Ukanah
UDO UDOMA & BELO-OSAGIE

Amala Umeike
JACKSON, ETTI & EDU

Okechukwu Umemuo
THE LAW CREST LLP

Adamu M. Usman
F.O. AKINRELE & CO.

Ezinwanyi Uwa
LATEEF O. FAGBEMI SAN & CO.

Febuk Uya
AEC LEGAL

David Uzozike
OFFICE OF THE VICE PRESIDENT

Ebere Uzum
UDO UDOMA & BELO-OSAGIE

Bhagu Vasanani
PRIMLAKS NIG LTD.

Uzoamaka Wemambu
STANBIC IBTC BANK LTD.

Uche Wigwe
AKANBI & WIGWE LEGAL
PRACTITIONERS

Kamaluddeen Yahaya
KAMALUDDOEN YAHAYA & CO.

Samuel Yisa
KPMG

Isma'ila M. Zakari
AHMED ZAKARI & CO.

Maria Zubairu
KANO URBAN PLANNING
AND DEVELOPMENT
AUTHORITY (KNUPDA)

NORWAY

NORWEGIAN BUILDING
AUTHORITY

Nanette Arvesen
ADVOKATFIRMAET
THOMMESSEN AS

Frederik Astrup Borch
FRICK LANGSETH
ADVOKATFIRMA DA

Jan L. Backer
WIKBORG REIN
ADVOKATFIRMA AS

Eli Beck Nilsen
PWC NORWAY

Stig Berge
ADVOKATFIRMAET
THOMMESSEN AS

Elin Bergman
MENON ECONOMICS

John Ole Bjørnerud
HAFLUND

Ingrid Fladberg Brucker
ADVOKATFIRMA
SIMONSEN VOGT WIIG

Tron Dalheim
ARNTZEN DE BESCHE
ADVOKATFIRMA AS

Lars Davidsen
HAFLUND

Lill Egeland
ADVOKATFIRMA
SIMONSEN VOGT WIIG

Knut Ekern
PWC NORWAY

Turid Ellingsen
STATENS KARTVERK

Marius Gisvold
WIKBORG REIN
ADVOKATFIRMA AS

Gjermund Grimsby
MENON ECONOMICS

Leo A. Grünfeld
MENON ECONOMICS

Jarand Gule
YARA INTERNATIONAL ASA

Solfrid Brænd Haaskjold
ARNTZEN DE BESCHE
ADVOKATFIRMA AS

Johan Astrup Heber
WIKBORG REIN
ADVOKATFIRMA AS

Heidi Holmelin
ADVOKATFIRMAET SELMER DA

Odd Hylland
PWC NORWAY

Anette Istre
ADVOKATFIRMA
SIMONSEN VOGT WIIG

Kyrre Width Kielland
ADVOKATFIRMAET RÆDER AS

Jarle Kjellingteit
UNIL AS

Eirin Kogstad
ARNTZEN DE BESCHE
ADVOKATFIRMA AS

Peter L. Brechan
ADVOKATFIRMAET SCHJØDT AS

Don Lawrence
ARCHITECT

Per Einar Lunde
PWC NORWAY

Leif Petter Madsen
WIKBORG REIN
ADVOKATFIRMA AS

Arne Reisegge Myklestad
DARK ARKITEKTER

William Peter Nordan
ADVOKATFIRMA
SIMONSEN VOGT WIIG

Christina Norland
ADVOKATFIRMAET SELMER DA

Ole Kristian Olsby
HOMBLE OLSBY
ADVOKATFIRMA AS

Einar Riddervold
PWC NORWAY

Astrid Rindal
HOMBLE OLSBY
ADVOKATFIRMA AS

Karoline Sandvik
WIKBORG REIN
ADVOKATFIRMA AS

Atle Skaldebø-Rød
ADVOKATFIRMAET BAHR AS

Trond Sollund
ADVOKATFIRMAET SCHJØDT AS

Gunnar Sørli
ADVOKATFIRMAET BAHR AS

Fredrik Sparre-Enger
ADVOKATFIRMAET SELMER DA

Iselin Stolpestad
THE BRONNOYSUND
REGISTER CENTER

Svein Sulland
ADVOKATFIRMAET SELMER DA

Liss Sunde
ADVOKATFIRMAET RÆDER AS

Kaare Christian Tapper
WIKBORG REIN
ADVOKATFIRMA AS

Jon Christian Thaulow
ADVOKATFIRMAET BAHR AS

Ragnar Ulsund
HAFLUND

Oyvind Vagan
THE BRONNOYSUND
REGISTER CENTER

OMAN

DIRECTORATE GENERAL
OF CUSTOMS

Mona Adel
MY IP GLOBAL

Hussein Al Balushi
MAZOOON ELECTRICITY
COMPANY

Shireen Al Busaidi
SNR DENTON & CO.

Hamed Amur Al Hajri
OMAN CABLES
INDUSTRY (SAOG)

Alaa Al Hinai
SASLO—SAID AL
SHAHRY & PARTNERS

Wadhah Al Hinai
SASLO—SAID AL
SHAHRY & PARTNERS

Mohammed Al Khalili
AL BUSAIDY MANSOOR
JAMAL & CO.

Abdulredha Al Lawati
SNR DENTON & CO.

Fatma Al Maamary
AL BUSAIDY MANSOOR
JAMAL & CO.

Habib Murad Al Raisi
CENTRAL BANK OF
OMAN (CBO)

Aadil Khalifa Al Saadi
CENTRAL BANK OF
OMAN (CBO)

Thamer Al Shahry
SASLO—SAID AL
SHAHRY & PARTNERS

Majid Al Toky
TROWERS & HAMLINS

Budoor Al Zadjali
CURTIS MALLETT—PREVOST,
COLT & MOSLE LLP

Sawsan Al-Balushi
CURTIS MALLETT—PREVOST,
COLT & MOSLE LLP

Mohammed Alshahri
MOHAMMED ALSHAHRI
& ASSOCIATES

Umama Al-Wahaibi
SNR DENTON & CO.
Russell Aycock
PWC OMAN

Hasan Juma Backer
HASAN JUMA BACKER
TRADING & CONTRACTING

Khaled Battash
MY IP GLOBAL

Piyush Bhandari
INTUIT MANAGEMENT
CONSULTANCY

Priyanka Bhandari
INTUIT MANAGEMENT
CONSULTANCY

Michael Dunmore
CURTIS MALLETT—PREVOST,
COLT & MOSLE LLP

Jamie Gibson
TROWERS & HAMLINS

Justine Harding
SNR DENTON & CO.

Balkrishn Kamath
RUSSELL BEDFORD
INTERNATIONAL

Faiz Khan
AL BUSAIDY MANSOOR
JAMAL & CO.

Ajay Kumar
OMAN CABLES
INDUSTRY (SAOG)

O.A. Kuraishy
HASAN JUMA BACKER
TRADING & CONTRACTING

P.E. Lalachen MJ
KHALIFA AL HINAI ADVOCATES
& LEGAL CONSULTANCY

Kenneth MacFarlane
PWC OMAN

Pushpa Malani
PWC OMAN

Mansoor Jamal Malik
AL BUSAIDY MANSOOR
JAMAL & CO.

Fathia Mbarak
TROWERS & HAMLINS

Budoor Moosa
SNR DENTON & CO.

Bruce Palmer
CURTIS MALLETT—PREVOST,
COLT & MOSLE LLP

Raghavendra Pangala
SEMACE & PARTNERS LLC

Himadri Pathak
INTUIT MANAGEMENT
CONSULTANCY

Dhanalakshmi Pillai Perumal
SNR DENTON & CO.

Lubna Qarmash
TALAL ABU-GHAZALEH
LEGAL (TAG-LEGAL)

Maria Mariam Rabeaa Petrou
SASLO—SAID AL
SHAHRY & PARTNERS

Darshi Sanganee
SNR DENTON & CO.

Nick Simpson
SNR DENTON & CO.

Roy Thomas
OMAN CABLES
INDUSTRY (SAOG)

Rajesh Vaidyanathan
KHIMJI RAMDAS

PAKISTAN

BAIG LAW ASSOCIATES

FACILITIES SHIPPING AGENCY

FITE DEVELOPMENT
& MANAGEMENT
COMPANY CHAIRMAN

KARACHI WATER &
SEWERAGE BOARD

LESCO

M. ISHAQ ALI & CO.

PAKISTAN INTERNATIONAL
FREIGHT FORWARDERS
ASSOCIATION

Asad Abbas Butt
ASAD ABBAS BUTT & CO.

Zaheer Abbas Chughtai
KAISER & ABBAS ATTORNEYS
& CORPORATE COUNSELLORS

Mahmood Abdul Ghani
MAHMOOD ABDUL
GHANI & CO.

Mohammad Ameen Memon
Abdullah Sillat
CREDIT CONTROL SERVICES

Shafat Ali Abid
LAWYER

Zahra Abid
HAIDERMOTA BNR & CO.

Ahmed Aga Zafar
AGA FAQUIR
MOHAMMAD & CO.

Imran Ahmad
STATE BANK OF PAKISTAN

Nadeem Ahmad
ORR, DIGNAM & CO.

Taqi Ud Din Ahmad
A.F. FERGUSON & CO.
CHARTERED ACCOUNTANTS,
A MEMBER FIRM OF
PWC NETWORK

Waheed Ahmad
WAHEED LAW FIRM

Zahur Ahmad
ZA ASSOCIATES

Akhtiar Ahmed
STATE BANK OF PAKISTAN

Munir Ahmed
K-ELECTRIC

Feroz Akbar
SHAHAEEN AIRPORT SERVICES

Mehmood Alam
TMT LAW SERVICES

Muhammad Aleem Zubair
A.F. FERGUSON & CO.,
CHARTERED ACCOUNTANTS,
A MEMBER FIRM OF
PWC NETWORK

Abbas Ali
EY

Shabana Ali
SHABANA ALI & ASSOCIATES

Shabbir Ali
SHABBIR & PARTNERS

Syed Mustafa Ali
RIAZ AHMAD & COMPANY

Tabassum Ali
TMT LAW SERVICES

Javed Anjum
APEX CONSULTANTS

Muhammad Saqlain Arshad
SAQLAIN

Muhammad Asif
MALIK IMRAN LAW
ASSOCIATE

Jam Asif Mehmood
AHMED & QAZI

Nadeem Aslam
AL-RIAZ LAW ASSOCIATE

Muhammad Awaiz
EY

Jahanzeb Awan
KHALID ANWER & CO.

Malik Nasir Ayub
LAWYER

Shaheryar Aziz
A.F. FERGUSON & CO.
CHARTERED ACCOUNTANTS,
A MEMBER FIRM OF
PWC NETWORK

Shaeer Azmat
EY

Fawad Baluch
KHALID ANWER & CO.

Hasan Hameed Bhatti
LAHORE WASTE
MANAGEMENT COMPANY

Akeel Bilgrami
NAJMI BILGRAMI
COLLABORATIVE PVT. LTD.

Rameez Bilwani
YAKOOB & RAMEEZ
ASSOCIATES

Huzaima Bukhari
HUZAIMA & IKRAM

Zainab Butt
KPMG TASEER HADI & CO.

Maqsood Ahmad Chaudhary
MAQSOOD LAW ASSOCIATES

Faisal Daudpota
KHALID DAUDPOTA & CO.

Junaid Daudpota
KHALID DAUDPOTA & CO.

Diana Dsouza
DATECHECK PVT. LTD.

Huma Ejaz Zaman
MANDIVIWALLA & ZAFAR

Mian Faisal
LAHORE DEVELOPMENT
AUTHORITY

Akmal Farooq
AL-RIAZ LAW ASSOCIATE

Sarah Frazer
Aman Ghanchi
UNILEVER PAKISTAN LIMITED

Asma Ghayoor
SINDH BUILDING
CONTROL AUTHORITY

Hamza Gulzar
HAMZA GULZAR LAW
ASSOCIATES

Irfan Mir Halepota
LAW FIRM IRFAN M. HALEPOTA

Waqas Ahmed Hanif
BISMILLAH LOGISTICS
(PVT.) LTD.

Ikramul Haq
HUZAIMA & IKRAM

Salman Haq
EY

Faiz-ul Hassan
LAND ADMINISTRATION &
REVENUE MANAGEMENT
INFORMATION SYSTEM
(LARMIS)

Mohammad Hassan Bakshi
ASSOCIATION OF BUILDERS
AND DEVELOPERS OF
PAKISTAN (ABAD)

Inayat Hussain
STATE BANK OF PAKISTAN

Munawar Hussain
MUNAWAR ASSOCIATES
CHARTERED ACCOUNTANTS

Shaukat Hussain
SECURITIES AND EXCHANGE
COMMISSION OF PAKISTAN

Mushtaq Ibrahim Soomro
SINDH BUILDING
CONTROL AUTHORITY

Pearl Indrias
KPMG TASEER HADI & CO.

Azhar Iqbal
QURESHI LAW ASSOCIATES

Imran Iqbal
UHY HASSAN NAEEM & CO.

Pervaiz Iqbal
AMC CREDIT SOLUTIONS
PAKISTAN PVT LIMITED

Wasif Iqbal
ANWAR ANMMAR ASSOCIATES

Abid Ismail
MUNAWAR ASSOCIATES
CHARTERED ACCOUNTANTS

Muhammad Javad Ismail
STATE BANK OF PAKISTAN

Ilyas Jabbar
STATE BANK OF PAKISTAN

Zahid Jamil
JAMIL AND JAMIL

Tariq Nasim Jan
DATECHECK PVT. LTD.

Burhan Javed
EY

Ayesha Jawad
PEARL MANAGEMENT
CONSULTANTS

Farrukh Junaidy
JUNAIDY SHOAIB ASD

Iffat Kamal
LAHORE DEVELOPMENT
AUTHORITY

Asif Karim

Minam Karim
LMA EBRAHIM HOSAIN,
BARRISTERS, ADVOCATES
& CORPORATE LEGAL
CONSULTANTS

Habib Kazi
KHALID ANWER & CO.

Mayhar Kazi
RIAA BARKER GILLETTE

Qalb-e-Abbas Kazmi
BANK AL HABIB LIMITED

Ameer Khan
INDUS MOTORS CO. LTD.

Aquil A. Khan
UNITED BANK LIMITED

Shabar Ali Khan
JUNAIDY SHOAIB ASD

Saima Khawaja
PROGRESSIVE ADVOCATES
& LEGAL CONSULTANTS

Misbah Kokab
TMT LAW SERVICES

Asif Ali Lakhari
SIRAJUL HAQUE & CO.

Waqas Liaqat
MASTER CONSULTING
ENGINEERS

Shomaila Loan
BANK AL HABIB LIMITED

Adeem Lodhi
KPMG TASEER HADI & CO.

Sami Majeed

Amyr Malik
KPMG TASEER HADI & CO.

Arshad Malik Awan
MALIK NOOR MUHAMMAD
AWAN & AMA LAW
ASSOCIATES

Basharat Mehmood
QURESHI LAW ASSOCIATES

Mubashar Mehmood
RIAZ AHMAD & COMPANY

Aitzaz Manzoor Memon
RIAA BARKER GILLETTE

Mohammad Mansoor Mir
MIR & MIR LAW ASSOCIATES

Lt. Col. (R) Faiz Miran
OVERLAND UNITED

Muzzafar Ahmed Mirza
SECURITIES AND EXCHANGE
COMMISSION OF PAKISTAN

Minha Mohammad Ali
LUCKY CEMENT

Mizloryo Abdul Moez
Mohammad Ameen
A. A. VALUATORS (PVT.) LTD

Imran Mohmand
FEDERAL BOARD OF REVENUE

Mishka Khan Mohmand
PLANNING AND
DEVELOPMENT DEPARTMENT,
GOVERNMENT OF PUNJAB

Najeeb Mochhala
HORWATH HUSSAIN
CHAUDHURY & CO-CHARTERED
ACCOUNTANTS—MEMBER
OF CROWE HORWATH

M. Usman Moosa
IMPACT, ENGINEERING,
PLANNING AND MANAGEMENT

Sarjeel Mowahid Minhas
ABS & CO. ADVOCATES AND
CORPORATE COUNSELS

Muhammad Mudassir
ADVOCATE HIGH COURT

Rana Muhammad
RANA IJAZ & PARTNERS

Muhammad Muazzam Akram
Muhammad Akram
SULTAN & PARTNERS

Syed Muhammad Ijaz
HUZAIMA & IKRAM

Adeel Mumtaz
ADEEL MUMTAZ PROJECT
MANAGEMENT

Sadaf Muneer
RAVIAN INTERNATIONAL
AGENCIES

Daniyal Muzaffar
UNITED BANK LIMITED

Shariq Naseem
CENTRAL DEPOSITORY
COMPANY OF PAKISTAN LTD.

Saqib Naseer
A.F. FERGUSON & CO.
CHARTERED ACCOUNTANTS,
A MEMBER FIRM OF
PWC NETWORK

Naveed Nasim
ALLIED BANK LIMITED

Mehwish Naveed
SECURITIES AND EXCHANGE
COMMISSION OF PAKISTAN

Omaimah Nazir
SECURITIES AND EXCHANGE
COMMISSION OF PAKISTAN

Anam Shahid Niazi
MANDIVWALLA & ZAFAR

Ghulam Dastagir Paracha
RAVIAN INTERNATIONAL
AGENCIES

Owais Patel
DATACHECK PVT. LTD.

Shahbakht Pirzada
RIAA BARKER GILLETTE

Shahzada Qamer
S. QAMER & CO.

Usman Qazi
LAWYER

Adnan Qureshi
QURESHI LAW ASSOCIATES

Muhammad Ali R. Merchant
M R MERCHANT & CO.

Zaki Rahman
LMA EBRAHIM HOSAIN,
BARRISTERS, ADVOCATES
& CORPORATE LEGAL
CONSULTANTS

Rai Muhammad Saleh Azam
AZAM & RAI (ADVOCATES
& LEGAL CONSULTANTS)

Bilal Rana
KAZMI AND RANA

Kashif Rasheed
PAK SUZUKI MOTOR CO. LTD.

Mian Haseeb Rasheed
SULTAN & PARTNERS
Ghulam Rasool
HAIDER SHAMSI & CO.
CHARTERED ACCOUNTANTS

Hamid Rasul
FOTON JW AUTO PARK

Tayyab Raza
TMT LAW SERVICES

Khalid A. Rehman
SURRIDGE & BEECHENO

Abdul Rehman Baitanai
STATE BANK OF PAKISTAN

Sehrish Saad
AZAM & RAI (ADVOCATES
& LEGAL CONSULTANTS)

Saad Saboor
EY

Zeeshan Safdar
MUNAWAR ASSOCIATES
CHARTERED ACCOUNTANTS

Usman Akram Sahi
CORNELIUS LANE & MUFTI

Rana Sajjad
RANA IJAZ & PARTNERS

Aftab Salahuddin
EY

Mian Saleem Akhtar
LAWYER

Inayat Ullah Sandhu
SANDHU & CO. CHARTERED
ACCOUNTANTS

Muhammad Sarfraz

Mohammad Ali Seena
SURRIDGE & BEECHENO

Ali Kabir Shah
ALI & ASSOCIATES

Saima Shaikh
PUNJAB INFORMATION
TECHNOLOGY BOARD

Arshad Shehzad
TAXPERS

Muneeb Ahmed Sheikh
MA ADVOCATES

Kamran Siddiqui
KAMIL & ASSOCIATES,
CONSULTING ENGINEERS
& ARCHITECTS

Masood Siddiqui
A. SHAKOOR & BROS.

Rehan Siddiqui
BAKER TILLY CHARTERED
ACCOUNTANTS

Hameer Arshad Siraj
SIRAJUL HAQUE & CO.

Mian Hamdoon Subhani
M.H.S. ASSOCIATES

Namdar Subhani
GOVERNMENT OF THE PUNJAB

Ameena Suhail
QURESHI LAW ASSOCIATES

Haris Syed Raza
GERRY'S DNATA PVT. LTD.

Muhammad Tahir
STATE BANK OF PAKISTAN

Lamya Taipur
ALI & ASSOCIATES

M. Talha
SUPER LAW SERVICES

Waqas Ahmed Tamimi
DELOITTE KARACHI

Naghma Tehniat
FEDERAL BOARD OF REVENUE

Fawad Tipu
FORM & FUNCTION
CONSULTING ARCHITECTS
& TOWN PLANNERS

Chaudhary Usman
LMA EBRAHIM HOSAIN,
BARRISTERS, ADVOCATES
& CORPORATE LEGAL
CONSULTANTS

Khalil Waggan
EY

Aamir Younas
EY

Muhammad Yousuf
HAIDER SHAMSI & CO.
CHARTERED ACCOUNTANTS

Sheheryar Zaidi
ZAIDI AND CO.

Mohammad Zain Khan
EY

Muhammad Zubair
MZ ASSOCIATES

PALAU

CARLOS MARIANO LAW FIRM

Jun Aclan
CTSI LOGISTICS

Kenneth Barden
ATTORNEY-AT-LAW

Kassi Berg
THE PACIFIC DEVELOPMENT
LAW GROUP

Tito Cabunagan
PALAU PUBLIC UTILITY
CORPORATION

Maria Cristina Castro
WESTERN CAROLINE
TRADING CO.

Suzanne Finney
PALAU HISTORIC
PRESERVATION OFFICE

Anthony Frazier

Ltelat LT Fritz
SMALL BUSINESS
DEVELOPMENT CENTER (SBD)

Bill Iskawa
BUREAU OF CUSTOMS AND
BORDER PROTECTION

Wilbert Kamerang
PALAU SHIPPING
COMPANY, INC.

Ramsey Ngirabai
KOROR PLANNING AND
ZONING OFFICE

Lily Rdechur
PALAU ENVIRONMENTAL
QUALITY PROTECTION BOARD

V. Tikei Sbal
FINANCIAL INSTITUTIONS
COMMISSION

Sylcerius Tewalei
BUREAU OF LABOUR

J. Uduch Sengebau
LAW OFFICE OF J. UDUCH
SENGBEAU SENIOR

Juanita Utui
PALAU LAND REGISTRY

PANAMA

Ricardo Aleman
MORGAN & MORGAN

Alejandro Alemán
ALFARO, FERRER & RAMÍREZ

Aichell Alvarado
ARIAS LAW

Aristides Anguizola
MORGAN & MORGAN

Khatiya Asvat
PATTON, MORENO & ASVAT

Fernando Aued
PATTON, MORENO & ASVAT

Gustavo Adolfo Bernal
ETESA

Klaus Bieberach Schriebl
TAX@PANAMA

Luis Carlos Bustamante
PANAMÁ SOLUCIONES
LOGÍSTICAS INT.—PSLI

Giovanna Cardellicchio
APC BURÓ SA

José Carrizo Durling
MORGAN & MORGAN

Johanna Castillo
ARIAS LAW

Luis Chalhoub
ICAZA, GONZALEZ-
RUIZ & ALEMAN

Gonzalo Córdoba
APC BURÓ SA

Eduardo De Alba
ARIAS, FÁBREGA & FÁBREGA

Claudio De Castro
ARIAS, FÁBREGA & FÁBREGA

Marisol Ellis
ICAZA, GONZALEZ-
RUIZ & ALEMAN

Felipe Escalona
GALINDO, ARIAS & LÓPEZ

María Cristina Fábrega
ARIAS LAW

Juan Pablo Fábrega Polleri
FÁBREGA, MOLINO & MULINO

Luciano Fernandes
THE PANAMA MARITIME
CHAMBER

Michael Fernandez
CÁMARA PANAMEÑA DE LA
CONSTRUCCIÓN (CAPAC)

Enna Ferrer
ALFARO, FERRER & RAMÍREZ

Evans Gonzalez
EVANS GONZALEZ
MORENO & ASOCIADOS

Edgar Herrera
GALINDO, ARIAS & LÓPEZ

Jorge L. Lara T.
INGENIERÍA LARA SA

Karla Leon
EVANS GONZALEZ
MORENO & ASOCIADOS

Cristina Lewis de la Guardia
GALINDO, ARIAS & LÓPEZ

Esteban López Moreno
KATZ Y LÓPEZ

David M. Mizrahi Fidanque
MIZRACHI, DAVARRO & URIOLA

Erick Rogelio Muñoz
SUCRE, ARIAS & REYES

Mayrolis Parntner
ARIAS LAW

Hassim Patel
WILLIAMS & WILLIAMS

Sebastián Perez
UNION
FENOSA—EDEMÉT—EDECHI

Alfredo Ramírez Jr.
ALFARO, FERRER & RAMÍREZ

Mario Rognoni
AROSEMENA NORIEGA
& CONTRERAS

Nelson E. Sales
ALFARO, FERRER & RAMÍREZ

Mayte Sánchez González
MORGAN & MORGAN

Daniel Sessa
GALINDO, ARIAS & LÓPEZ

Yinnis Solís de Amaya
UNION
FENOSA—EDEMÉT—EDECHI

Hermes Tello
ELECTROMECHANICAL
CONSULTING GROUP

Ramón Varela
MORGAN & MORGAN

Gabriela Vasquez
GALINDO, ARIAS & LÓPEZ

PAPUA NEW GUINEA

CREDIT & DATA
BUREAU LIMITED

PWC PAPUA NEW GUINEA

Paul Barker
CONSULTATIVE
IMPLEMENTATION &
MONITORING COUNCIL

Simon Bendo
DEPARTMENT OF LANDS
AND PHYSICAL PLANNING

Moses Billy
BILLY ARCHITECTS

Moira Eka
ASHURST LLP

Richard Flynn
ASHURST LLP

Anthony Frazier

Simon Guidecoq
Lea Henao
STEAMSHIPS TRADING
COMPANY LTD.

Clarence Hoot
INVESTMENT PROMOTION
AUTHORITY

Jerome Kadamongariga
ASHURST LLP

Theresa Kawi
DENTONS

Stanley Kewa
PNG POWER LTD.

Sarah Kuman
ALLEN

Peter Lowing
LEAHY LEWIN NUTLEY
SULLIVAN

Stephen Massa
DENTONS

Christopher Miviri
DENTONS

Lou Pipi
NCDC MUNICIPALITY

Nancy Pogle
DEPARTMENT OF JUSTICE
& ATTORNEY GENERAL,
STATE SOLICITOR'S OFFICE

Tony Raats
AGILITY LOGISTICS

Renee Siaguru
ALLEN

Sinton Spence Mbe
SINTON SPENCE CHARTERED
ACCOUNTANTS

Thomas Taberia
KUNA TABERIA KIRUWI
ACCOUNTANTS & ADVISORS

Alex Tongayu
INVESTMENT PROMOTION
AUTHORITY

Stuart Wilson
LCS ELECTRICAL &
MECHANICAL CONTRACTORS

Alicia Yen
HEALY CONSULTANTS
GROUP PLC

PARAGUAY

Jorge Acosta
MASTERLINE

Perla Alderete
VOUGA ABOGADOS

Enrique Benitez
BDO AUDITORES CONSULTORES

Maximo Gustavo Benitez
Gimenez
SUPERINTENDENCIA
DE BANCOS—BCP

Alex Berkemeyer
BERKEMEYER, ATTORNEYS
& COUNSELORS

Hugo T. Berkemeyer
BMK—BERKEMEYER

Juan Ramírez Biedermann
ESTUDIO JURIDICO
LIVIERES GUGGIARI

Carlos Cañete
BDO AUDITORES CONSULTORES

Victor Carron
KEMPER—DEJESUS &
PANGRAZIO ABOGADOS
Y CONSULTORES

Carlos Codas
FERRERE ABOGADOS

Camila Colombo
ESTUDIO MERSAN ABOGADOS

Marcelo Corrales
MERSAN ABOGADOS

Pedro Cuevas
ADMINISTRACIÓN NACIONAL
DE ELECTRICIDAD

Sergio Dejesus
KEMPER—DEJESUS &
PANGRAZIO ABOGADOS
Y CONSULTORES

Natalia Enciso Benitez
NOTARY PUBLIC

Juan Bautista Fiorio Gimenez
FIORIO, CARDOZO
& ALVARADO

Néstor Gamarra
SERVIMEX SACI

Liliana Maria Giménez de
Castillo
DIRECCIÓN GENERAL DE
LOS REGISTROS PÚBLICOS

Lourdes Gonzalez
DIRECCIÓN GENERAL DE
LOS REGISTROS PÚBLICOS

Nadia Gorostiaga
PWC PARAGUAY

Sigfrido Gross Brown
ESTUDIO JURIDICO
GROSS BROWN

Marcelo Gul Pavoni
TMF GROUP

Carl Gwynn
GWYNN & GWYNN—LEGAL
COUNSELLORS

Norman Gwynn
SUPREME COURT OF JUSTICE

Christian Kemper
KEMPER—DEJESUS &
PANGRAZIO ABOGADOS
Y CONSULTORES

Gabriel Lamas
ONIX SACI CONSULTING
+ ENGINEERING

Daniela Leguizamón
VOUGA ABOGADOS

Pablo Livieres Guggiari
ESTUDIO JURIDICO
LIVIERES GUGGIARI

Nestor Loizaga
FERRERE ABOGADOS

Augusto Mengual
MIATERRA

Carlos Mersan
ESTUDIO MERSAN ABOGADOS

Oscar A. Mersan Galli
MERSÁN ABOGADOS

María Esmeralda Moreno
Rodríguez Alcalá
MORENO RUFFINELLI
& ASOCIADOS

Monica Núñez
BERKEMEYER, ATTORNEYS
& COUNSELORS

Rita Ortiz
NGO SAECA

Anibal Pangrazio
KEMPER—DEJESUS &
PANGRAZIO ABOGADOS
Y CONSULTORES

Rocío Penayo
MORENO RUFFINELLI
& ASOCIADOS

Yolanda Pereira
BERKEMEYER, ATTORNEYS
& COUNSELORS

Lourdes Quintana
INFORMCONF SA

Oscar Ramirez
VOUGA ABOGADOS

Adolfo Rautenberg
FIORIO, CARDOZO
& ALVARADO

Rafael Salomoni
SALOMONI & ASOCIADOS

Jazmín Sapienza
ESTUDIO JURIDICO
GROSS BROWN

Juan Ignacio Tellechea
PWC PARAGUAY

Ninfa Rolanda Torres
de Paredes
AGENCIA PAREDES

Maria Gloria Triguís Gonzalez
BERKEMEYER, ATTORNEYS
& COUNSELORS

Ana Belen Vera
VOUGA ABOGADOS

Andres Vera
VOUGA ABOGADOS

David Vera
VOUGA ABOGADOS

Walter Vera
VOUGA ABOGADOS

Carlos Vouga
VOUGA ABOGADOS

Rodolfo Vouga Muller
VOUGA ABOGADOS

Lia Zanotti-Cavazonni
PERONI, SOSA, TELLECHEA,
BURT & NARVAJA,
MEMBER OF LEX MUNDI

PERU

AGUIRRE ABOGADOS
& ASESORES

Guillermo Acuña Roeder
RUBIO LEGUÍA NORMAND

Fanny Aguirre
ESTUDIO ALVAREZ CALDERON

Marco Antonio Alarcón Piana
ESTUDIO LUIS ECHECOPAR
GARCÍA SRL

Carlos Alayza Bettocchi
ALAYZA CONSULTORES
ABOGADOS

Antonio Alvarado
EXPERIAN PERÚ SAC

Patricia Siles Alvarez
DIAZ PALAO & SILES
ABOGADOS

Alfonso Alvarez Calderón
ESTUDIO ALVAREZ CALDERON

Napoleón de Jesús Alvarez
Vargas
BANCO DE CRÉDITO
DEL PERU BCP

Cesar Angulo
MUNIZ, RAMÍREZ, PERÉZ-
TAIMAN & OLAYA ABOGADOS

Evelin Aragon Grados
ADEX

Pamela Arce
REBAZA, ALCÁZAR &
DE LAS CASAS

Gonzalo Arias Schreiber
CONUDFI

Abogado Oscar Arrús
GARRIGUES

Guillermo Auler
AULER Y PINTO ABOGADOS

Arelis Avila Tagle
CONUDFI

Jose Luis Ayllon Carreño
CAMARA PERUANA DE
LA CONSTRUCCIÓN

Michelle Barclay Thorne
CMS GRAU ABOGADOS

Macarena Barrios
BARRIOS & FUENTES
ABOGADOS

Mauricio Bohórquez
RUBIO LEGUÍA NORMAND

Nicolas Botto
ESTUDIO LLONA &
BUSTAMANTE ABOGADOS

Guillermo Bracamonte
MIRANDA & AMADO

Eli Bustinza
CONUDFI

Cristian Calderon Rodriguez
CONUDFI

Jorge Calle
RUBIO LEGUÍA NORMAND

Renzo Camaiora
GALLO BARRIOS PICKMANN

Alfredo Cardona
EXPERIAN PERÚ SAC

Ursula Caro
RUBIO LEGUÍA NORMAND

Patricia Carrillo
CONUDFI

Fernando Castro
MUNIZ, RAMÍREZ, PERÉZ-
TAIMAN & OLAYA ABOGADOS

Renatto Castro Macedo
ANDINA FREIGHT

Octavio Chirinos
CONUDFI

Rommy Collantes
SCOTIABANK PERU

Tomas Cosco
RUSSELL BEDFORD
PERÚ—MEMBER OF RUSSELL
BEDFORD INTERNATIONAL

Jorge Davila
ESTUDIO OLAECHEA,
MEMBER OF LEX MUNDI

Peter Davis
CONUDFI

Ricardo de la Piedra
ESTUDIO MUNIZ

Gonzalo de las Casas
REBAZA, ALCÁZAR &
DE LAS CASAS

Jose Dedios
PAYET, REY, CAUVI,
PEREZ ABOGADOS

Cesar Diaz Palao
DIAZ PALAO & SILES
ABOGADOS

Alexandra Egas
GALLO BARRIOS PICKMANN

María del Pilar Falcón Castro
ESTUDIO LLONA &
BUSTAMANTE ABOGADOS

Fiana Fernandez Saldamando
CONUDFI

Carlos Flores
EXPERIAN PERÚ SAC

Sandra Flores Llayeri
CONUDFI

Jose Francisco Meier
GARRIGUES

Jorege Fuentes
GARRIGUES

Luis Fuentes
BARRIOS & FUENTES
ABOGADOS

Julio Gallo
GALLO BARRIOS PICKMANN

Lorena Galvez
GALLO BARRIOS PICKMANN

Claudia Garcia Bustamante
RODRIGUEZ ANGOBALDO
ABOGADOS

Diego Garcia Sayan
ESTUDIO MUNIZ

Alejandra Giufra Chavez
ESTUDIO LLONA &
BUSTAMANTE ABOGADOS

Jorge Luis Gonzales Loli
NOTARIA GONZALES LOLI

Evelin Aragón Grados
CONUDFI

Karen Guevara Lobatón
NOTARIA TAMBINI

Carlos Alberto Hernández
Ladera
RANSA COMERCIAL SA

Jose Antonio Honda
ESTUDIO OLAECHEA,
MEMBER OF LEX MUNDI

Juan Jose Hopkins
BARRIOS & FUENTES
ABOGADOS

Ambra Huaman
ANDINA FREIGHT

Fidel Huamaní Macetas
JUZGADO DE PAZ LETRADO—
LINCE Y SAN ISIDRO

César Ballón Izquierdo
RANSA COMERCIAL SA

Prashant Jalan
OLAM AGRO PERÚ S.A.C.

José Antonio Jiménez
REBAZA, ALCÁZAR &
DE LAS CASAS

Roxana Jiménez
Vargas-Machuca
CMS GRAU ABOGADOS

Sacha Larrea
SCOTIABANK PERU

Diego León
RODRIGUEZ ANGOBALDO
ABOGADOS

Juan Carlos Leon Siles
CONUDFI

German Lora
PAYET, REY, CAUVI,
PEREZ ABOGADOS

Rafael Lulli Meyer
REBAZA, ALCÁZAR &
DE LAS CASAS

Cesar Luna Victoria
RUBIO LEGUÍA NORMAND

Milagros Maravi Sumar
RUBIO LEGUÍA NORMAND

Guillermo Marcial C.
ANDINA FREIGHT

Jean Marco Martinez
ZENTRUM LOGISTIC

Carlos Martínez
RUBIO LEGUÍA NORMAND

Jesús Matos
ESTUDIO OLAECHEA,
MEMBER OF LEX MUNDI

Humberto Medrano
ESTUDIO RODRIGO
ELÍAS Y MEDRANO

Beatriz Melo
ESTUDIO MUNIZ

Gino Menchola
PWC PERU

Augusto Millones Volpe
CASAHIERRO ABOGADOS

Manuel Montes
SUNARP

Diego Muñoz
ESTUDIO OLAECHEA,
MEMBER OF LEX MUNDI

Franco Muschi Loayza
GARRIGUES

Sofía Ode
SOFIA ODE PEREYRA NOTARY

Lilian Oliver
SUNARP

Alexandra Orbezo
REBAZA, ALCÁZAR &
DE LAS CASAS

Néida Palacios
SUNARP

Max Panay Cuya
SUNARP

Edmundo Paredes
SUPERINTENDENCY OF
BANKING, INSURANCE
AND PRIVATE PENSION
FUND ADMINISTRATOR

Javier Paredes Mendoza
ALAYZA CONSULTORES
ABOGADOS

Mario Pinatte Cabrera
CARRERA, PINATTE & BACA
ALVAREZ ABOGADOS
S. CIVIL DE R.L.

Adolfo Pinillos
RODRIGUEZ ANGOBALDO
ABOGADOS

Lucianna Polar
ESTUDIO OLAECHEA,
MEMBER OF LEX MUNDI

Angélica Portillo
SUNARP

Juan Manuel Prado
Bustamante
ESTUDIO LLONA &
BUSTAMANTE ABOGADOS

Maribel Príncipe Hidalgo
RUBIO LEGUÍA NORMAND

Manuel Quindimil
CAMARA DE COMERCIO
AMERICANA DEL PERÚ

Oscar Quiñones
CONUDFI

Bruno Marchese Quintana
RUBIO LEGUÍA NORMAND

Carlos Martín Ramírez
Rodríguez
ESTUDIO ZUZUNAGA,
ASSERETO Y ZEGARRA
ABOGADOS

Fernando M. Ramos
BARRIOS & FUENTES
ABOGADOS

Alonso Rey Bustamante
PAYET, REY, CAUVI,
PEREZ ABOGADOS

Andres Rieckhof
REBAZA, ALCÁZAR &
DE LAS CASAS

Lourdes Ríos
SUNARP

Anggie Rivera
BARRIOS & FUENTES
ABOGADOS

Alfredo Rodríguez Neira
GRUPO LATINGER

Erick Rojas
CÁMARA PERUANA DE
LA CONSTRUCCIÓN

Cynthia Rojas Bernedo
CARRERA, PINATTE & BACA
ALVAREZ ABOGADOS
S. CIVIL DE R.L.

Vanessa Romero
EXPERIAN PERÚ SAC

Mario Rosario Guaylupo
SUNARP

Claudia Rossi
GARRIGUES

Felix Arturo Ruiz Sanchez
RUBIO LEGUÍA NORMAND

Emil Ruppert
RUBIO LEGUÍA NORMAND

Carolina Sáenz
RUBIO LEGUÍA NORMAND

Luis Sala Bacigalupo
SALA ARQUITECTOS

Karla Salazar
EXPERIAN PERÚ SAC

Raul Sanchez Sabogal
TRANSOCEANIC

Dante Sanguinetti
PHILIPPI PRIETOCARRIZOSA
FERRERO DU & URIÁ

Pablo Santos Curo

Malena Sanz García
GRUPO LATINGER

Victor Scarsi
LUZ DEL SUR

Martin Serkovic
ESTUDIO OLAECHEA,
MEMBER OF LEX MUNDI

Hugo Silva
RODRIGO, ELÍAS,
MEDRANO ABOGADOS

José Francisco Silva
EXPERIAN PERÚ SAC

Carla Sinchi
PAYET, REY, CAUVI,
PÉREZ ABOGADOS

Ruth de Lourdes Sipión
Chunga
RANSA COMERCIAL SA

Enrique Sebastián Soto Ruiz
CONGRESO DE LA REPUBLICA

Jose Steck
NPG ABOGADOS

Mónica Tambini Ávila
NOTARIA TAMBINI

Carlos Tapia
NPG ABOGADOS

Claudia Tejada
BARRIOS & FUENTES
ABOGADOS

Rolando León Tenicela
TAX FORCE PERÚ SAC

Jonathan Thorne
CASAHIERRO ABOGADOS

Angélica Torres
SUNARP

John Trujillo
TRUST CARGO CONSULTING

Arturo Tuesta
PWC PERU

Walter Urteaga
ANDINA FREIGHT

Jack Vainstein
VAINSTEIN & INGENIEROS SA

Erick Valderrama
RUSSELL BEDFORD
PERU—MEMBER OF RUSSELL
BEDFORD INTERNATIONAL

Mitchell Alex Valdiviezo
Del Carpio
RUBIO LEGUÍA NORMAND

Rafael Varela
MAZARS PERU

Agustín Yrigoyen
GARCÍA SAYÁN ABOGADOS

Fernando Zuzunaga
ZUZUNAGA, ASSERETO &
ZEGARRA ABOGADOS

PHILIPPINES

CREDIT INFORMATION
CORPORATION

ELECON CONSTRUCTION CORP.

Vincent Patrick A. Bayhon
PUNO AND PUNO LAW OFFICES

Ernesto A. Camarillo Jr.
LAND REGISTRATION
AUTHORITY

Florydette Erica A. Cuares
BUREAU OF INTERNAL REVENUE

Go Abigail
SIGUION REYNA MONTECILLO
& ONGSIAKO

Juan Paolo Agbayani
MARTINEZ VERGARA
GONZALEZ & SERRANO

Ma. Carmen Agcaoili-Orena
AGCAOILI & ASSOCIATES

Arveen Agunday
CASTILLO LAMAN TAN
PANTALEON & SAN JOSE

Marilyn C. Alberto
KINTETSU WORLD
EXPRESS, INC.

Shirley Alinea
MARTINEZ VERGARA
GONZALEZ & SERRANO

Christine Antonio
OCAMPO & SURALVO
LAW OFFICES

Francis Avellana
BAP CREDIT BUREAU, INC.

Gladis B. Gallaza
AB GARCIA
CONSTRUCTION INC.

Alex B. Runes
MERALCO

Jane B. Baldemora
ELECTRONIC COURT
ADMINISTRATION OF
THE PHILIPPINES

Melvelyn S. Barrozo
CARPO LAW AND ASSOCIATES

Jose Bautista
SOCIAL SECURITY
SYSTEM PHILIPPINES

Jose B. Bautista
REPUBLIC OF THE PHILIPPINES
SOCIAL SECURITY SYSTEM

Merope Bautista
TRADECON TRADING
& CONSTRUCTION

Samuel C. Bautista
ACADEMY OF DEVELOPMENTAL
LOGISTICS—INTERNATIONAL
NETWORK OF CUSTOMS
UNIVERSITIES

Ma. Luisa Belen
BUREAU OF INTERNAL REVENUE

Ronald Bernas
QUISUMBING TORRES,
MEMBER FIRM OF BAKER
MCKENZIE INTERNATIONAL

Harvey A. Bilang
SYCIP SALAZAR HERNANDEZ
& GATMAITAN

Juan Arturo Iluminado
Cagampang de Castro
DE CASTRO & CAGAMPANG-
DE CASTRO LAW FIRM

Renato Calma
ORTEGA, BACORRO, ODULIO,
CALMA & CARBONELL

Helena Rosales Calo
PUNO & PUNO LAW OFFICES

Jeric Mar Calonge
KPMG R.G. MANABAT & CO.

Rolando Calonzo
RL CALONZO ELECTRICAL
CONTRACTOR

Anna Carmi Calsado-Amoroso
QUISUMBING TORRES,
MEMBER FIRM OF BAKER
MCKENZIE INTERNATIONAL

Ernesto Caluya Jr
JIMENEZ GONZALES BELLO
VALDEZ CALUYA & FERNANDEZ

Roselle Caraig
ISLA LIPANA & CO.

Mia Carmela Imperial
QUISUMBING TORRES,
MEMBER FIRM OF BAKER
MCKENZIE INTERNATIONAL

Jon Edmarc R. Castillo
SYCIP SALAZAR HERNANDEZ
& GATMAITAN

Nelia Castillo
BUREAU OF INTERNAL REVENUE

Ramon Castro
RAMON R. CASTRO JR.
ELECTRICAL CONTRACTOR
AND CONSTRUCTION

Theodore Chan
KPMG R.G. MANABAT & CO.

Victor Cheng

Ria Danielle Ching
KPMG R.G. MANABAT & CO.

Kenneth L. Chua
QUISUMBING TORRES,
MEMBER FIRM OF BAKER
MCKENZIE INTERNATIONAL

Yvette Chua
ROMULO, MABANTA,
BUENAVENTURA, SAYOC
& DE LOS ANGELES,
MEMBER OF LEX MUNDI

Alexis Cimagala
QUISUMBING TORRES,
MEMBER FIRM OF BAKER
MCKENZIE INTERNATIONAL

Thomas John Thaddeus de
Castro
AGCAOILI & ASSOCIATES

Karren Mae de Chavez
SYCIP SALAZAR HERNANDEZ
& GATMAITAN

Emérico O. de Guzman
ANGARA ABELLO CONCEPCION
REGALA & CRUZ LAW
OFFICES (ACCRALAW)

Anthony Dee
SYCIP SALAZAR HERNANDEZ
& GATMAITAN

Corazon Del Castillo
SIGUION REYNA MONTECILLO
& ONGSIAKO

Rafael del Rosario
ROMULO, MABANTA,
BUENAVENTURA, SAYOC
& DE LOS ANGELES,
MEMBER OF LEX MUNDI

Aimee Rose dela Cruz
ISLA LIPANA & CO.

Kenny Diokno
QUEZON CITY DEPARTMENT
OF THE BUILDING OFFICIAL

Joaquín Alfonso Dompör
SYCIP SALAZAR HERNANDEZ
& GATMAITAN

Winston Esguerra
JIMENEZ GONZALES BELLO
VALDEZ CALUYA & FERNANDEZ

Manuel Fernando
EMAN ELECTRICAL SERVICES

Pablito Lito Freo
POWERLOOPS

Sonny R. Freo
POWERLOOPS

Gilberto Gallos
ANGARA ABELLO CONCEPCION
REGALA & CRUZ LAW
OFFICES (ACCRALAW)

Arnelito Garcia
AB GARCIA
CONSTRUCTION INC.

Geraldine S. Garcia
FOLLOSCO MORALLOS
& HERCE

Vicente Gerochi IV
SYCIP SALAZAR HERNANDEZ
& GATMAITAN

Ma. Cecilia Gironella
GIRONELLA LAW OFFICE

Carlo Miguel Romeo S. Go
SYCIP SALAZAR HERNANDEZ
& GATMAITAN

Annabelle Gollon
HYPERVOLT

Alfredo Gomez
AYG ELECTRICAL CONTRACTOR

Francisco Gonzalez Jr.
SOCIETY OF PHILIPPINE
ELECTRICAL CONTRACTORS
AND SUPPLIERS (SPECS)

Arvin Philip Gotladera
LOCAL GOVERNMENT
OF QUEZON CITY

Isabel Guidote
SYCIP SALAZAR HERNANDEZ
& GATMAITAN

Judy Hao
ANGARA ABELLO CONCEPCION
REGALA & CRUZ LAW
OFFICES (ACCRALAW)

Tadeo F. Hilado
ANGARA ABELLO CONCEPCION
REGALA & CRUZ LAW
OFFICES (ACCRALAW)

Nancy Joan M. Javier
JAVIER LAW

Justin Vincent La Chica
ROMULO, MABANTA,
BUENAVENTURA, SAYOC
& DE LOS ANGELES,
MEMBER OF LEX MUNDI

Carina Laforteza
SYCIP SALAZAR HERNANDEZ
& GATMAITAN

Fredieric Landicho
NAVARRO AMPER & CO.

Hiyasmin Lapitan
SYCIP SALAZAR HERNANDEZ
& GATMAITAN

Everlene Lee
ANGARA ABELLO CONCEPCION
REGALA & CRUZ LAW
OFFICES (ACCRALAW)

Jeva Lee
AB GARCIA
CONSTRUCTION INC.

Francisco Ed. Lim
ANGARA ABELLO CONCEPCION
REGALA & CRUZ LAW
OFFICES (ACCRALAW)

Francis Lopez
INTERCOMMERCE
NETWORK SERVICES

Roane Alfredo Lopez
ORTEGA, BACORRO, ODULIO,
CALMA & CARBONELL

Orlando Lustre
O.C. LUSTRE ELECTRICAL
CONTRACTOR

Herbert M. Bautista
LOCAL GOVERNMENT
OF QUEZON CITY

Cecilia M. Tuazon
PUNO AND PUNO LAW OFFICES

Bienvenido Marquez
QUISUMBING TORRES,
MEMBER FIRM OF BAKER
MCKENZIE INTERNATIONAL

Jadelee I. Marquez
ELECTRONIC COURT
ADMINISTRATION OF
THE PHILIPPINES

Hector A. Martinez
PLATON, MARTINEZ FLORES
SAN PEDRO & LEAÑO

Enrique J. Mendoza
ROMULO, MABANTA,
BUENAVENTURA, SAYOC
& DE LOS ANGELES,
MEMBER OF LEX MUNDI

TJ (Timothy Joseph) Mendoza
QUISUMBING TORRES,
MEMBER FIRM OF BAKER
MCKENZIE INTERNATIONAL

Maria Teresa Mercado-Ferrer
SYCIP SALAZAR HERNANDEZ
& GATMAITAN

Jose Salvador Mirasol
ROMULO, MABANTA,
BUENAVENTURA, SAYOC
& DE LOS ANGELES,
MEMBER OF LEX MUNDI

Jesúsito G. Morillos
FOLLOSCO MORALLOS
& HERCE

Ferdinand A. Nague
NAGUE MALIC MAGNAWA
& ASSOCIATES—
CUSTOMS BROKERS

Gregorio S. Navarro
NAVARRO AMPER & CO.

Jomini C. Nazareno
ROMULO, MABANTA,
BUENAVENTURA, SAYOC
& DE LOS ANGELES,
MEMBER OF LEX MUNDI

Perpetua Calliope Ngo
MARTINEZ VERGARA
GONZALEZ & SERRANO

Harold Ocampo
ISLA LIPANA & CO.

Jude Ocampo
OCAMPO & SURALVO
LAW OFFICES

Karen Ocampo
OCAMPO & SURALVO
LAW OFFICES

Rechilda Oquias
BUREAU OF CUSTOMS

Ronald Ortile
LAND REGISTRATION
AUTHORITY

Maria Christina Ortua
SYCIP SALAZAR HERNANDEZ
& GATMAITAN

Mary Jean Pacheco
DEPARTMENT OF TRADE
AND INDUSTRY

Ma. Milagros Padernal
UY SINGSON ABELLA & CO.

Nicanor N. Padilla
SIGUION REYNA MONTECILLO
& ONGSIAKO

Benedicto Panigbatan
SYCIP SALAZAR HERNANDEZ
& GATMAITAN

Ma. Patricia Paz
SYCIP SALAZAR HERNANDEZ
& GATMAITAN

John Philippos Reposo
JIMENEZ GONZALES BELLO
VALDEZ CALUYA & FERNANDEZ

Maria Pilar Piliars-Gutierrez
CASTILLO LAMAN TAN
PANTALEON & SAN JOSE

Maybellyn Pinpin-Malayo
ISLA LIPANA & CO.

Des Politado-Aclan
P&A GRANT THORNTON

Renato Santiago Puno
QUASHA ANCHETA
PENA & NOLASCO

Revelino Rabaja
ISLA LIPANA & CO.

Elaine Patricia S.
Reyes-Rodolfo
ANGARA ABELLO CONCEPCION
REGALA & CRUZ LAW
OFFICES (ACCRALAW)

Dante Ricarte
UY SINGSON ABELLA & CO.

Leandro Ben Robediso
KPMG R.G. MANABAT & CO.

Jacqueline Romero-Laurel
ROMULO, MABANTA,
BUENAVENTURA, SAYOC
& DE LOS ANGELES,
MEMBER OF LEX MUNDI

Ricardo J. Romulo
ROMULO, MABANTA,
BUENAVENTURA, SAYOC
& DE LOS ANGELES,
MEMBER OF LEX MUNDI

Eleanor Roque
P&A GRANT THORNTON

Renz Jeffrey A. Ruiz
SYCIP SALAZAR HERNANDEZ
& GATMAITAN

Patrick Henry D. Salazar
QUISUMBING TORRES,
MEMBER FIRM OF BAKER
MCKENZIE INTERNATIONAL

Wilfrido Santiago
COMPUSCAN GLOBAL

Cesar Santos
BAP CREDIT BUREAU, INC.

Nikko Emmanuel Silva
SYCIP SALAZAR HERNANDEZ
& GATMAITAN

Erlinda Simple
BUREAU OF INTERNAL REVENUE

Neil Sison
SISON CORILLO PARONE & CO.

Manilyn Rose Sotelo
ISLA LIPANA & CO.

Erdan Suero
Cristina Suralvo
OCAMPO & SURALVO
LAW OFFICES

Shennan Sy
KALAW SY VIDA
SELVA & CAMPOS

Jeffrey Tacio
BUREAU OF CUSTOMS

Pacifico Rolando Tacub
BUREAU OF CUSTOMS

Jaime R. Tapay
JR TAPAY CONSTRUCTION

Doris P. Torres
STAMM INTERNATIONAL, INC.

Diana Jean M. Tuazon
CARPO LAW AND ASSOCIATES

Bernard Joseph Tumaru
ANGARA ABELLO CONCEPCION
REGALA & CRUZ LAW
OFFICES (ACCRALAW)

Mariza Uy
BUREAU OF INTERNAL REVENUE

Denise Anne V. Sales
ROMULO, MABANTA,
BUENAVENTURA, SAYOC
& DE LOS ANGELES,
MEMBER OF LEX MUNDI

Charles Veloso
QUISUMBING TORRES,
MEMBER FIRM OF BAKER
MCKENZIE INTERNATIONAL

Priscela Verzonilla
LOCAL GOVERNMENT
OF QUEZON CITY

Normita Villaruz
VILLARUZ, VILLARUZ
AND CO. CPAS

Donabel Villegas
ISLA LIPANA & CO.

Chiu Ying Wong

Albert Vincent Yu Chang
GATMAYTAN YAP
PATACIL GUTIERREZ &
PROTACIO (C&G LAW)

Oliver S. Yuan
YUAN & ASSOCIATES
LAW FIRM

Redentor C. Zapata
QUASHA ANCHETA
PENA & NOLASCO

Gil Roberto Zerrudo
QUISUMBING TORRES,
MEMBER FIRM OF BAKER
MCKENZIE INTERNATIONAL

POLAND

ECE PROJEKTMANAGEMENT
POLSKA SP. Z O.O.

ENERGY REGULATORY OFFICE

Wojciech Andrzejewski
KANCELARIA PRAWNA PISZCZ,
NOREK I WSPOLNICY SP.K.

Marcin Baçal
CDZ LEGAL ADVISORS

Tomasz Baranczyk
PWC POLAND

Michał Barłowski
WARDYNSKI & PARTNERS

Justyna Bartnik
MORAWSKI & PARTNERS
LAW FIRM

Paulina Blukacz
MINISTRY OF FINANCE

Joanna Bugajska
JAMP

Łukasz Chruściel
RACZKOWSKI PARUCH LAW
FIRM IUS LABORIS POLAND
GLOBAL HR LAWYERS

Karolina Czapska
RACZKOWSKI PARUCH LAW
FIRM IUS LABORIS POLAND
GLOBAL HR LAWYERS

Magdalena Czarnecka
DLA PIPER WIATER SP.K.

Dariusz Dąbrowski
REGIONAL COMMERCIAL
COURT

Michał Dąbrowski
MINISTRY OF JUSTICE

Aleksandra Danielewicz
DLA PIPER WIATER SP.K.

Andrzej Dmowski
RUSSELL BEDFORD POLAND SP.
Z O.O.—MEMBER OF RUSSELL
BEDFORD INTERNATIONAL

Bartosz Draniewicz
KANCELARIA PRAWA
GOSPODARCZEGO I
EKOLOGICZNEGO DR
BARTOSZ DRANIEWICZ

Edyta Dubikowska
SQUIRE PATTON BOGGS

Patryk Filipiak
FLIPIAKBABICZ LEGAL,
ZIMMERMAN FLIPIAK
RESTRUKTURYZACJA SA

Marek Gajowczyk
ENERGOMIX

Maciej Geromin
KRÓLIKOWSKI | MARCZUK
| GEROMIN

Jacek Gizinski
DLA PIPER WIATER SP.K.

Michał Gliński
WARDYNSKI & PARTNERS

Rafał Godlewski
WARDYNSKI & PARTNERS

Bartosz Groele
TOMASIK, PAKOSIEWICZ,
GROELE ADWOKACI I
RADCOWIE PRAWNI SP.P.

Andrzej Grześkiewicz
GRIDNET

Małgorzata Herda
WHITE & CASE M. STUDNIAREK
I WSPOLNICY—KANCELARIA
PRAWNA SP.K.

Marcin Hołówka
KANCELARIA ADWOKATA
MARCINA HOŁÓWKI

Michał Jadwisiak
WHITE & CASE M. STUDNIAREK
I WSPOLNICY—KANCELARIA
PRAWNA SP.K.

Jakub Jędrzejak
WKB WIERCIŃSKI
KWIECIŃSKI BAEHR

Magdalena Kalińska
WKB WIERCIŃSKI
KWIECIŃSKI BAEHR

Mateusz Kaliński
KANCELARIA PRAWA
RESTRUKTURYZACYJNEGO I
UPADŁOŚCIOWEGO TATARA
I WSPOLPRACOWNICY

Karolina Kalucka
DLA PIPER WIATER SP.K.

Aleksandra Kaminska
DENTONS

Tomasz Kański
SOŁTYSIŃSKI KAWECKI
& SZŁĘZAK

Iwona Karasek-Wojciechowicz
KARASEK & WEJMAN
LAW FIRM

Igor Kondratowicz
CMS CAMERON MCKENNA

Błażej Korczak
MINISTRY OF INFRASTRUCTURE
AND CONSTRUCTION

Tomasz Korf
THE Odra-VISTULA FLOOD
MANAGEMENT PROJECT
COORDINATION UNIT

Jacek Korzeniewski
BAKER MCKENZIE

Anna Krzanicka-Burda
DLA PIPER WIATER SP.K.

Michał Kuratowski
DLA PIPER WIATER SP.K.

Iga Kwasny
MOORE STEPHENS CENTRAL
AUDIT SP. Z O.O.

Ewa Łachowska-Brol
WIERZBOWSKI EVERSHERDS
SUTHERLAND SP.K., MEMBER
OF EVERSHERDS SUTHERLAND
(EUROPE) LIMITED

Wojciech Langowski
MILLER CANFIELD

Katarzyna Lawinska
BAKER MCKENZIE

Monika Leszko
DLA PIPER WIATER SP.K.

Konrad Piotr Lewandowski
MAURICE WARD &
CO. SP. Z O.O.

Agnieszka Lisiecka
WARDYNSKI & PARTNERS

Tomasz Listwan
MOORE STEPHENS CENTRAL
AUDIT SP. Z O.O.

Paweł Ludwiniak
ELTECH

Konrad Marciniuk
MILLER CANFIELD

Marta Marczak
KANCELARIA ADWOKATA
MARCINA HOŁÓWKI

Adam Marszałek
DLA PIPER WIATER SP.K.

Radosław Maruszkiewicz
DLA PIPER WIATER SP.K.

Paweł Meus
GIDE LOYRETTE NOUEL
POLAND WARSAW

Tomasz Michalik
MDDP MICHALIK DŁUSKA
DZIEDZIC I PARTNERZY

Anna Miernik
CLIFFORD CHANCE

Adriana Mikołajczyk
KAMINSKI & PARTNERS
KANCELARIA PRAWNICZA SP. K.

Tomasz Milewski
MILLER CANFIELD

Justyna Młodziaowska
SOŁTYSIŃSKI KAWECKI
& SZŁĘZAK

Joanna Młot
CMS CAMERON MCKENNA

Marcin Moj
KANCELARIA ADWOKATA
MARCINA HOŁÓWKI

Adam Morawski
MORAWSKI & PARTNERS
LAW FIRM

Grzegorz Namiotkiewicz
CLIFFORD CHANCE

Michał Niemirowicz-Szczytt
LEX IU VAT KANCELARIA
RADCY PRAWNEGO MICHAŁ
NIEMIROWICZ-SZCZYTT

Bogdan Nowak
THE Odra-VISTULA FLOOD
MANAGEMENT PROJECT
COORDINATION UNIT

Marcin Olechowski
SOŁTYSIŃSKI KAWECKI
& SZŁĘZAK

Filip Opoka
DLA PIPER WIATER SP.K.

Marta Osowska-Buba
WHITE & CASE M. STUDNIAREK
I WSPOLNICY—KANCELARIA
PRAWNA SP.K.

Tomasz Ostrowski
WHITE & CASE M. STUDNIAREK
I WSPOLNICY—KANCELARIA
PRAWNA SP.K.

Sławomir Paruch
RACZKOWSKI PARUCH LAW
FIRM IUS LABORIS POLAND
GLOBAL HR LAWYERS

Miroslav Paszczyk
THE Odra-VISTULA FLOOD
MANAGEMENT PROJECT
COORDINATION UNIT

Krzysztof Pawlak
SOŁTYSIŃSKI KAWECKI
& SZŁĘZAK

Szymon Piechowiak
MINISTRY OF INFRASTRUCTURE
AND CONSTRUCTION

Jan Pierzgałski
SOŁTYSIŃSKI KAWECKI
& SZŁĘZAK

Małgorzata Pietrzak-Paciorek
BAKER MCKENZIE

Edyta Prociak
SOŁTYSIŃSKI KAWECKI
& SZŁĘZAK

Mariusz Purgał
TOMASIK, PAKOSIEWICZ,
GROELE ADWOKACI I
RADCOWIE PRAWNI SP.P.

Anna Ratajczyk-Salamacha
GIDE LOYRETTE NOUEL
POLAND WARSAW

Radosław Rudnik
CDZ LEGAL ADVISORS

Michał Rusin
DLA PIPER WIATER SP.K.

Szymon Sakowski
DLA PIPER WIATER SP.K.

Marek Sawicki
DLA PIPER WIATER SP.K.

Piotr Ściński
PIOTR ŚCINIŃSKI NOTARY

Karol Skibniewski
SOŁTYSIŃSKI KAWECKI
& SZŁĘZAK

Jarosław Sosnowski
MINISTRY OF INFRASTRUCTURE
AND CONSTRUCTION

Maciej Stepien
PWC POLAND

Ewelina Stobiecka
TAYLOR WESSING

Michał Suska
ENERGOMIX

Filip Świtała
MINISTRY OF FINANCE
Leonart Szanajca-Kossakowski
DLA PIPER WIATER SP.K.

Emil Szczepanik
MINISTRY OF JUSTICE
Łukasz Szegda
WARDYŃSKI & PARTNERS

Karol Tatała
KANCELARIA PRAWA
RESTRUKTURYZACYJNEGO I
UPADŁOSCIOWEGO TATARA
I WSPÓŁPRACOWNICY

Dariusz Tokarczuk
GIDE LOYRETTE NOEL
POLAND WARSAW

Mateusz Tusznio
WARDYŃSKI & PARTNERS

Maciej Urbaniak
MINISTRY OF INFRASTRUCTURE
AND CONSTRUCTION

Dominika Wądrodzka
BNT NEUPERT ZAMORSKA &
ZAMORSKA PARTNERZY SP.J.

Emilia Waszkiewicz
BAKER MCKENZIE

Wojciech Wątor
CLIFFORD CHANCE

Cezary Wernic
MINISTRY OF FINANCE

Sebastian Wiecezorek
DENTONS

Anna Wietrzyńska-Ciołkowska
DLA PIPER WIATER SP.K.

Jakub Wiewióra
KAMIŃSKI & PARTNERS
KANCELARIA PRAWNICZA SP. K.

Patrick Wilhelmsen
KANCELARIA ADWOKATA
MARCINA HOŁÓWKI

Anna Wojciechowska
WKB WIERCIŃSKI
KWIECIŃSKI BAEHR

Jakub Woliński
BNT NEUPERT ZAMORSKA &
ZAMORSKA PARTNERZY SP.J.

Steven Wood
BLACKSTONES

Edyta Zalewska
GIDE LOYRETTE NOEL
POLAND WARSAW

Maciej Zalewski
WHITE & CASE M. STUDIŃNAREK
I WSPÓŁNICY—KANCELARIA
PRAWNA SP.K.

Dariusz Zimnicki
CDZ LEGAL ADVISORS

Agnieszka Ziółek
CMS CAMERON MCKENNA

Katarzyna Zukowska
WARDYŃSKI & PARTNERS

Krzysztof Żyto
CDZ LEGAL ADVISORS

PORTUGAL

Victor Abrantes
INTERNATIONAL SALES AGENT

Maria Isabel Abreu
POLYTECHNIC INSTITUTE
OF BRAGANÇA

Francisco Vieira de Almeida
MORAIS LEITÃO, GALVÃO
TELES, SOARES DA SILVA
& ASSOCIADOS, MEMBER
OF LEX MUNDI

Bruno Andrade Alves
PWC PORTUGAL

Igor Amarii
MBS ADVOGADOS

Luís Antunes
LUFTEC—TÉCNICAS
ELÉCTRICAS LDA

Filipa Arantes Pedrosa
MORAIS LEITÃO, GALVÃO
TELES, SOARES DA SILVA
& ASSOCIADOS, MEMBER
OF LEX MUNDI

Miguel Azevedo
GARRIGUES PORTUGAL
SLP—SUCURSAL

João Banza
PWC PORTUGAL

Manuel P. Barrocas
BARROCAS ADVOGADOS

Jeanine Batalha Ferreira
PWC PORTUGAL

Mark Bekker
BEKKER LOGISTICA

Andreia Bento Simões
MORAIS LEITÃO, GALVÃO
TELES, SOARES DA SILVA
& ASSOCIADOS, MEMBER
OF LEX MUNDI

João Bettencourt da Camara
CREDINFORMAÇÕES—EQUIFAX

Cristina Bogado Menezes
RSA RAPOSO SUBTIL
E ASSOCIADOS

Susana Caetano
PWC PORTUGAL

Rui Capote
PLEN—SOCIEDADE DE
ADVOGADOS, RL

Fernando Cardoso da Cunha
GALI MACEDO & ASSOCIADOS

João Carneiro
MIRANDA & ASSOCIADOS

Isa Carvalho
MBS ADVOGADOS

Rui Carvalho
ABREU ADVOGADOS

Jaime Carvalho Esteves
PWC PORTUGAL

Tiago Castanhiera Marques
ABREU ADVOGADOS

Vitor Coropos
EDP DISTRIBUIÇÃO—
ENERGIA, SA

Pedro Costa
ERSE

Luís Dias
BANCO DE PORTUGAL

João Duarte de Sousa
GARRIGUES PORTUGAL
SLP—SUCURSAL

Sara Ferraz Mendonça
MORAIS LEITÃO, GALVÃO
TELES, SOARES DA SILVA
& ASSOCIADOS, MEMBER
OF LEX MUNDI

Ana Luísa Ferreira
ABREU ADVOGADOS

Rita Ferreira Lopes
MORAIS LEITÃO, GALVÃO
TELES, SOARES DA SILVA
& ASSOCIADOS, MEMBER
OF LEX MUNDI

Eduardo Fonseca
PWC PORTUGAL

Joana Galvão Teles
MORAIS LEITÃO GALVÃO
TELES SOARES DA SILVA
& ASSOCIADOS

Antonio Garcia
BANCO DE PORTUGAL

Francisco Gomes
PWC PORTUGAL

Jorge Salvador Gonçalves
GARRIGUES PORTUGAL
SLP—SUCURSAL

Carlos Guedes Vaz
SGOC SOUSA GUEDES,
OLIVEIRA COUTO &
ASSOCIADOS, SOC.
ADVOGADOS RL

Nuno Gundar da Cruz
MORAIS LEITÃO, GALVÃO
TELES, SOARES DA SILVA
& ASSOCIADOS, MEMBER
OF LEX MUNDI

Tiago Lemos
PLEN—SOCIEDADE DE
ADVOGADOS, RL

Bruno Lobato
MOUTEIRA GUERREIRO,
ROSA AMARAL &
ASSOCIADOS—SOCIEDADE
DE ADVOGADOS RL

Jorge Pedro Lopes
POLYTECHNIC INSTITUTE
OF BRAGANÇA

Helga Lopes Ribeiro
MOUTEIRA GUERREIRO,
ROSA AMARAL &
ASSOCIADOS—SOCIEDADE
DE ADVOGADOS RL

Tiago Gali Macedo
GALI MACEDO & ASSOCIADOS

Ana Margarida Maia
MIRANDA & ASSOCIADOS

Daniela Marques Marinho
GALI MACEDO & ASSOCIADOS

Catarina Medeiros
PWC PORTUGAL

Patricia Melo Gomes
MORAIS LEITÃO, GALVÃO
TELES, SOARES DA SILVA
& ASSOCIADOS, MEMBER
OF LEX MUNDI

Joaquim Luís Mendes
GRANT THORNTON
CONSULTORES LDA.

Andreia Morins
PWC PORTUGAL

António Mouteira Guerreiro
MOUTEIRA GUERREIRO,
ROSA AMARAL &
ASSOCIADOS—SOCIEDADE
DE ADVOGADOS RL

Rita Nogueira Neto
GARRIGUES PORTUGAL
SLP—SUCURSAL

Catarina Nunes
PWC PORTUGAL

Armando Palavras
EDP DISTRIBUIÇÃO—
ENERGIA, SA

Eduardo Paulino
MORAIS LEITÃO, GALVÃO
TELES, SOARES DA SILVA
& ASSOCIADOS, MEMBER
OF LEX MUNDI

Rui Peixoto Duarte
ABREU ADVOGADOS

Eduardo Pereira
PWC PORTUGAL

Fernando Pereira
AUTORIDADE TRIBUTÁRIA
E ADUANEIRA

Mónica Pimenta
GARRIGUES PORTUGAL
SLP—SUCURSAL

Pedro Catão Pinheiro
GALI MACEDO & ASSOCIADOS

Isabel Pinheiro Torres
ABREU ADVOGADOS

Acácio Pita Negrão
PLEN—SOCIEDADE DE
ADVOGADOS, RL

Margarida Ramalho
ASSOCIAÇÃO DE EMPRESAS
DE CONSTRUÇÃO, OBRAS
PÚBLICAS E SERVIÇOS

Sara Reis
MIRANDA & ASSOCIADOS

Maria João Ricou
CUATRECASAS, GONÇALVES
PEREIRA, RL (PORTUGAL)

Filomena Rosa
INSTITUTO DOS REGISTOS
E DO NOTARIADO

Maria do Ceu Santiago
MBS ADVOGADOS

Filipe Santos Barata
GÓMEZ-ACEBO & POMBO
ABOGADOS, SLP SUCURSAL
EM PORTUGAL

Cláudia Santos Malaquias
MIRANDA & ASSOCIADOS

Ana Sofia Silva
CUATRECASAS, GONÇALVES
PEREIRA, RL (PORTUGAL)

Pedro Soares da Silva
MORAIS LEITÃO, GALVÃO
TELES, SOARES DA SILVA
& ASSOCIADOS, MEMBER
OF LEX MUNDI

Rui Silva
PWC PORTUGAL

João Silva Pereira
BARROCAS ADVOGADOS

Francisco Sousa Guedes
SGOC SOUSA GUEDES,
OLIVEIRA COUTO &
ASSOCIADOS, SOC.
ADVOGADOS RL

Carmo Sousa Machado
ABREU ADVOGADOS

Adriano Squillacce
URIA MENÉNDEZ—PROENÇA
DE CARVALHO

Henrique Valente
MIRANDA & ASSOCIADOS

Gonçalo Vaz Osório
BIND SOCIEDADE DE
ADVOGADOS

Ricardo Veloso
RICARDO VELOSO &
ADVOGADOS ASSOCIADOS

António Vicente Marques
AVM ADVOGADOS

Diogo Vitorino Martins
MOUTEIRA GUERREIRO,
ROSA AMARAL &
ASSOCIADOS—SOCIEDADE
DE ADVOGADOS RL

PUERTO RICO (U.S.)

AUTORIDAD DE
ENERGÍA ELÉCTRICA

Alfredo Alvarez-Ibañez
O'NEILL & BORGES LLC

Olga Angueira
COLEGIO DE ARQUITECTOS
Y ARQUITECTOS PAISAJISTAS
DE PUERTO RICO

Hermann Bauer
O'NEILL & BORGES LLC

Nicole Berio
O'NEILL & BORGES LLC

Pedro Ortiz Bey
BUFETE ORTIZ UBIÑAS
& ALDAHONDO

Jorge Capó Matos
O'NEILL & BORGES LLC

Vilna Cedano
O'NEILL & BORGES LLC

Odemaris Chacon
ESTRELLA LLC

Carla Diaz
PWC PUERTO RICO

Francisco Dox
GOLDMAN ANTONETTI
& CORDOVA LLC

Alfonso Fernández
IVY GROUP

Denisse Flores
PWC PUERTO RICO

Carla Garcia
O'NEILL & BORGES LLC

Ricardo Garcia-Negron
MCCONNELL VALDÉS LLC

Nelson William González
COLEGIO DE NOTARIOS
DE PUERTO RICO

Pedro Janer
CMA ARCHITECTS &
ENGINEERS LLP

Antonio Molina
PIETRANTONI MÉNDEZ
& ALVAREZ LLC

Jose Armando Morales
Rodríguez
JAM CARGO SALES INC.

Jhansel Núñez
ATTORNEY

Virmarily Pacheco
COLEGIO DE NOTARIOS
DE PUERTO RICO

Jorge Peirats
PIETRANTONI MÉNDEZ
& ALVAREZ LLC

Diego R. Puello Álvarez
MCCONNELL VALDÉS LLC

Marta Ramirez
O'NEILL & BORGES LLC

Jesus Rivera
BANCO POPULAR DE
PUERTO RICO

Kenneth Rivera-Robles
FPV & GALÍNDEZ CPAS,
PSC—MEMBER OF RUSSELL
BEDFORD INTERNATIONAL

Victor Rodriguez
MULTITRANSPORT
& MARINE CO.

Griselda Rodriguez Collado
CENTRO JUDICIAL DE SAN JUAN

Antonio Roig
O'NEILL & BORGES LLC

Edgardo Rosa
FPV & GALÍNDEZ CPAS,
PSC—MEMBER OF RUSSELL
BEDFORD INTERNATIONAL

Jorge M. Ruiz Montilla
MCCONNELL VALDÉS LLC

Eliot Santos
COLEGIO DE ARQUITECTOS
Y ARQUITECTOS PAISAJISTAS
DE PUERTO RICO

Jaime Santos
PIETRANTONI MÉNDEZ
& ALVAREZ LLC

Tania Vazquez Maldonado
BANCO POPULAR DE
PUERTO RICO

Raúl Vidal y Sepúlveda
OMNIA ECONOMIC
SOLUTIONS LLC

Nayuan Zouairabani
O'NEILL & BORGES LLC

QATAR

MINISTRY OF ECONOMY
AND COMMERCE

Sajedah Abu Farah
BADRI AND SALIM EL
MEOUCHI LAW FIRM,
MEMBER OF INTERLEGES

Hani Al Naddaf
AL TAMIMI & COMPANY IN
ASSOCIATION WITH ADV.
MOHAMMED AL MARRI

Abdulla Mohamed Al Naimi
QATAR CREDIT BUREAU

Grace Alam
BADRI AND SALIM EL
MEOUCHI LAW FIRM,
MEMBER OF INTERLEGES

Rashed Albuflasa
NOBLE GLOBAL LOGISTICS

Farhat Ali
PWC QATAR

Mohammad Alkhalifa
MINISTRY OF JUSTICE

Maream Al-Mannai
QATAR CREDIT BUREAU

Maitha Al-Naemi
MINISTRY OF JUSTICE

Jassem AlShibani
QATAR GENERAL ELECTRICITY
AND WATER CORPORATION
(KAHRAMAA)

Ahmed Al-Thani
QATAR CREDIT BUREAU

Zied Alzobi
MINISTRY OF JUSTICE

Jose Jason Arnedo
NOBLE GLOBAL LOGISTICS

Amira Awad
MINISTRY OF JUSTICE

Ayed Ayad
QATAR CREDIT BUREAU

Imran Ayub
KPMG QATAR

Nikka Badana
PWC QATAR

Hatim Dalal
NOBLE GLOBAL LOGISTICS

Michael Earley
SULTAN AL-ABDULLA
& PARTNERS

Ahmed Eljaale
AL TAMIMI & COMPANY IN
ASSOCIATION WITH ADV.
MOHAMMED AL MARRI

Mohammed Fouad
SULTAN AL-ABDULLA
& PARTNERS

Ahmed Jaafir
AL TAMIMI & COMPANY IN
ASSOCIATION WITH ADV.
MOHAMMED AL MARRI

Tamsyn Jones
KPMG QATAR

Dani Kabbani
EVERSHEDS

Upuli Kasthuriarachchi
PWC QATAR

Pradeep Kumar
DIAMOND SHIPPING SERVICES

Frank Lucente
AL TAMIMI & COMPANY IN
ASSOCIATION WITH ADV.
MOHAMMED AL MARRI

Frank Lucinti
AL TAMIMI & COMPANY IN
ASSOCIATION WITH ADV.
MOHAMMED AL MARRI

Seem Maleh
AL TAMIMI & COMPANY IN
ASSOCIATION WITH ADV.
MOHAMMED AL MARRI

Julie Menhem
EVERSHEDS

Ahmed Morsi
FD CONSULT

Ahmed Tawfik Nassim
AHMED TAWFIK & CO.
CERTIFIED PUBLIC ACCOUNTANT

Neil O'Brien
PWC QATAR

Ferdinand Ray Ona II
NOBLE GLOBAL LOGISTICS

Michael Palmer
SQUIRE PATTON
BOGGS (MEA) LLP

Sony Pereira
NATIONAL SHIPPING
AND MARINE SERVICES
COMPANY WLL

Paul Prescott
PINSENT MASONS LLP

Lilia Sabbagh
BADRI AND SALIM EL
MEOUCHI LAW FIRM,
MEMBER OF INTERLEGES

Mohamed Samy
MINISTRY OF JUSTICE

Murad Sawalha
AL TAMIMI & COMPANY IN
ASSOCIATION WITH ADV.
MOHAMMED AL MARRI

Zain Al Abdin Sharar
QATAR INTERNATIONAL
COURT AND DISPUTE
RESOLUTION CENTRE

Ali Sophie
TALAL ABU-GHAZALEH
LEGAL (TAG-LEGAL)

ROMANIA

Daniel Alexie
MARAVELA & ASOCIAȚII

Cosmin Anghel
CLIFFORD CHANCE BADEA SPRL

Mihai Anghel
ȚUCA ZBĂRCEA & ASOCIAȚII

Gabriela Anton
ȚUCA ZBĂRCEA & ASOCIAȚII

Raluca Diana Antonescu
NESTOR NESTOR DICULESCU
KINGSTON PETERSEN

Francesco Atanasio
ENEL

Ioana Avram
EVERSHEDS LINA & GUIA SCA

Cristina Badea
NESTOR NESTOR DICULESCU
KINGSTON PETERSEN

Anca Băitan
MARAVELA & ASOCIAȚII

Georgiana Balan
D&B DAVID ȘI BAIAS LAW FIRM

Florina Balanescu
ENEL

Irina Elena Bănică
POP & PARTNERS SCA
ATTORNEYS-AT-LAW

Sorina Baroi
MARAVELA & ASOCIAȚII

Monica Biciusca
ANGHEL STABB & PARTNERS

Sebastian Boc
WOLF THEISS

Maria Cambien
PWC ROMANIA

George Căta
MUȘAT & ASOCIAȚII

Ioana Cercel
D&B DAVID ȘI BAIAS LAW FIRM

Marius Chelaru
STOICA & ASOCIAȚII—
SOCIETATE CIVILĂ DE AVOCAȚI

Teodor Chirvase

Razvan Constantinescu
DENTONS EUROPE—TODOR
SI ASOCIATII SPARL

Anamaria Corbescu
DENTONS EUROPE—TODOR
SI ASOCIATII SPARL

Tiberiu Csaki
DENTONS EUROPE—TODOR
SI ASOCIATII SPARL

Radu Damaschin
NESTOR NESTOR DICULESCU
KINGSTON PETERSEN

Anca Danilescu
ZAMFIRESCU RACOȚI &
PARTNERS ATTORNEYS-AT-LAW

Dan Dascalu
D&B DAVID ȘI BAIAS LAW FIRM

Adrian Deaconu
TAXHOUSE SRL

Luminița Dima
NESTOR NESTOR DICULESCU
KINGSTON PETERSEN

Rodica Dobre
PWC ROMANIA

Monia Dobrescu
MUȘAT & ASOCIAȚII

Mihai Dolhescu
CLIFFORD CHANCE BADEA SPRL

Laura Adina Duca
NESTOR NESTOR DICULESCU
KINGSTON PETERSEN

Serban Epure
BIRIOL DE CREDIT

Iulia Ferăstrău-Grigore
JINGA & ASOCIAȚII

Adriana Gaspar
NESTOR NESTOR DICULESCU
KINGSTON PETERSEN

Oana Gavril
ȚUCA ZBĂRCEA & ASOCIAȚII

Isabela Gheorghe
DENTONS EUROPE—TODOR
SI ASOCIATII SPARL

George Ghitu
MUȘAT & ASOCIAȚII

Ciprian Glodeanu
WOLF THEISS

Adina Grosu
DENTONS EUROPE—TODOR
SI ASOCIATII SPARL

Ana-Maria Hrituc
PROTOPODESCU,
PUSCAS SI ASOCIAȚII

Alexandra Ichim

Mihaela Ioja
NESTOR NESTOR DICULESCU
KINGSTON PETERSEN

Diana Emanuela Ispas
NESTOR NESTOR DICULESCU
KINGSTON PETERSEN

Andra Joacalesne
ANGHEL STABB & PARTNERS

Cristian Lina
EVERSHEDS LINA & GUIA SCA

Edita Lovin
RETIRED JUDGE OF ROMANIAN
SUPREME COURT OF JUSTICE

Ileana Lucian
MUȘAT & ASOCIAȚII

Flavia Lungu
NESTOR NESTOR DICULESCU
KINGSTON PETERSEN

Smaranda Mandrescu
POP & PARTNERS SCA
ATTORNEYS-AT-LAW

Gelu Titus Maravela
MARAVELA & ASOCIAȚII

Alexandra-Mikaela Măruțoiu
NESTOR NESTOR DICULESCU
KINGSTON PETERSEN

Neil McGregor
MCGREGOR & PARTNERS SCA

Mirela Metea
MARAVELA & ASOCIAȚII

Maria Cristina Metelet
POP & PARTNERS SCA
ATTORNEYS-AT-LAW

Cătălina Mihăilescu
ȚUCA ZBĂRCEA & ASOCIAȚII

Mădălina Mihalcea
ZAMFIRESCU RACOȚI &
PARTNERS ATTORNEYS-AT-LAW

Stefan Mihartescu
D&B DAVID ȘI BAIAS LAW FIRM

Mihaela Mitroi
PWC ROMANIA

Cosmin Mocanu
STRATULA MOCANU
& ASOCIAȚII

Gabriela Muresan
CLIFFORD CHANCE BADEA SPRL

Flaviu Nanu
WOLF THEISS

Adriana Neagoe
NATIONAL BANK OF ROMANIA

Manuela Marina Nestor
NESTOR NESTOR DICULESCU
KINGSTON PETERSEN

Theodor Catalin Nicolescu
NICOLESU & PERIANU
LAW FIRM

Raluca Niță
MARAVELA & ASOCIAȚII

Raluca Onufreiciuc
SĂVESCU & ASOCIAȚII

Andrei Ormenean
MUȘAT & ASOCIAȚII

Alexandra Paduraru
DRAKOPOULOS LAW FIRM

Bogdan Papandopol
DENTONS EUROPE—TODOR
SI ASOCIATII SPARL

Mircea Parvu
SCPA PARVU SI ASOCIATII

Ovidiu-Theodor Pârnu
SCPA PARVU SI ASOCIATII

Ada Pascu
MARAVELA & ASOCIAȚII

Laurentiu Petre
SĂVESCU & ASOCIAȚII

Alina Pintica
ȚUCA ZBĂRCEA & ASOCIAȚII

Carolina Pletniuc
EVERSHEDS LINA & GUIA SCA

Mihai Popa
MUȘAT & ASOCIAȚII

Alina Elena Popescu
MARAVELA & ASOCIAȚII

Iulian Popescu
MUȘAT & ASOCIAȚII

Mariana Popescu
NATIONAL BANK OF ROMANIA

Tiberiu Potyész
BITRANS LTD.

Olga Preda
POP & PARTNERS SCA
ATTORNEYS-AT-LAW

Laura Radu
STOICA & ASOCIAȚII—
SOCIETATE CIVILĂ DE AVOCAȚI

Magdalena Raducanu
DENTONS EUROPE—TODOR
SI ASOCIATII SPARL

Dana Rădulescu
MARAVELA & ASOCIAȚII

Argentina Rafail
DENTONS EUROPE—TODOR
SI ASOCIATII SPARL

Corina Ricman
CLIFFORD CHANCE BADEA SPRL

Alexandra-Elena Rimbu
MARAVELA & ASOCIAȚII

Bogdan Riti
MUȘAT & ASOCIAȚII

Ioan Roman
MARAVELA & ASOCIAȚII

Angela Rosca
TAXHOUSE SRL

Adrian Roseti
DRAKOPOULOS LAW FIRM

Cristina Sandu
TAXHOUSE SRL

Raluca Sanucean
ȚUCA ZBĂRCEA & ASOCIAȚII

Andrei Săvescu
SĂVESCU & ASOCIAȚII

Adina Mihaela Simion
DENTONS EUROPE—TODOR
SI ASOCIATII SPARL

Corina Simion
PWC ROMANIA

Alina Solschi
MUȘAT & ASOCIAȚII

Oana Soviani
DENTONS EUROPE—TODOR
SI ASOCIATII SPARL

David Stabb
ANGHEL STABB & PARTNERS

Ionut Stancu
NESTOR NESTOR DICULESCU
KINGSTON PETERSEN

Ramona Stefan
NESTOR NESTOR DICULESCU
KINGSTON PETERSEN

Marie-Jeanne Stefanescu
RATEN-CITON

Tania Stefanita
TAXHOUSE SRL

Irina Stoicescu
EVERSHEDS LINA & GUIA SCA

Sorin Corneliu Stratula
STRATULA MOCANU
& ASOCIATII

Felix Tapai
MARAVELA & ASOCIATII

Diana Tătuлесcu
NESTOR NESTOR DICULESCU
KINGSTON PETERSEN

Amelia Teis
D&B DAVID ȘI BAIAS LAW FIRM

Ciprian Timofte
ȚUCA ZBĂRCEA & ASOCIATII

Anda Todor
DENTONS EUROPE—TODOR
ȘI ASOCIATII SPARL

Adela Topescu
PWC ROMANIA

Madalina Trifan
DENTONS EUROPE—TODOR
ȘI ASOCIATII SPARL

Ada Țucă
JINGA & ASOCIATII

Cristina Tutuianu
PWC ROMANIA

Andrei Vartires
DENTONS EUROPE—TODOR
ȘI ASOCIATII SPARL

Cosmin Vasilescu
DENTONS EUROPE—TODOR
ȘI ASOCIATII SPARL

Anca Vatasoiu
MUȘAT & ASOCIATII

Cristina Gabriela Vedel
POP & PARTNERS SCA
ATTORNEYS-AT-LAW

Luigi Vendrami
DHL INTERNATIONAL ROMANIA

Daniel Nicolae Vinerean

Maria Vlad
JINGA & ASOCIATII

Andrei Vlasin
D&B DAVID ȘI BAIAS LAW FIRM

RUSSIAN FEDERATION

ARCKITEKTURNAYA
MASTERSKAYA MIRONOVA

FEDERAL CUSTOMS SERVICE

FEDERAL SERVICE FOR STATE
REGISTRATION, CADASTER AND
CARTOGRAPHY IN MOSCOW

FEDERAL SERVICE FOR STATE
REGISTRATION, CADASTER
AND CARTOGRAPHY
IN ST. PETERSBURG

FORTE TAX & LAW LLC

SAINT PETERSBURG
SUPPLY COMPANY

Andrei Afanasiev
BAKER MCKENZIE

Anna Afanasyeva
KHRENOV & PARTNERS

Teymur Akhundov
ALRUD LAW FIRM

Vera Akimkina

Anton Aleksandrov
MONASTYRSKY, ZYUBA,
STEPANOV & PARTNERS

Aleksey Alekseevich Dobashin
KROST CONSTRUCTION

Mikhail Alyabyev
ART DE LEX

Anatoly E. Andriash
NORTON ROSE FULBRIGHT
(CENTRAL EUROPE) LLP

Alexandr Androssov
MOSENERGOSBYT

Olga Anikina
BAKER MCKENZIE

Mikhail Antonov
ASPECTUM LAW FRIM

Evgeniy Arbutov
ART DE LEX

David Arziani
DECHERT LLP

Suren Avakov
AVAKOV TARASOV
& PARTNERS

Vladimir S. Averyanov
LAW OFFICE OF
AVERYANOV & QLENEV

Maksim Anatolyevich Bagel
GARANT ENERGO

Stefan Bakh
PUBLISHING HOUSE
CUSTOMS TERMINALS

Tatiana Baklashova
YUST LAW FIRM

Vladimir Barbolin
CLIFFORD CHANCE

Polina Bardina
PEPELIAEV GROUP

Marc Bartholomy
CLIFFORD CHANCE

Maryana Batalova
DECHERT LLP

Roman Belanov
KHRENOV & PARTNERS

Evgenia Belokon
NORTON ROSE FULBRIGHT
(CENTRAL EUROPE) LLP

Kirill Belyakov
ASPECTUM LAW FRIM

Victoria Belykh
OKB—UNITED CREDIT BUREAU

Artem Berlin
KACHKIN & PARTNERS

Dmitry Bessolitsyn
PRICEWATERHOUSECOOPERS
LEGAL

Nikita Beylin
SQUIRE PATTON BOGGS
MOSCOW LLC

Ekaterina Boeva
ALRUD LAW FIRM

Sergey Bogatyev
BEITEN BURKHARDT
RECHTSANWÄLTE
(ATTORNEYS-AT-LAW)

Ruslana Bogdanova
FAKT

Andrey Bondarchuk
COMMITTEE ON URBAN
DEVELOPMENT AND
ARCHITECTURE OF
ST. PETERSBURG

Thomas Brand
BRAND & PARTNER

Dmitry Bubly
NOTARY DMITRY BUBLY

Anna Burdina
KHRENOV & PARTNERS

Andrei Butsukin
MINISTRY OF FINANCE

Maria Bykovskaya
GIDE LOYRETTE NOUEL,
MEMBER OF LEX MUNDI

Elena Chernevskaya

Dmitry Churin
CAPITAL LEGAL SERVICES

Svetlana Dagadina
CLIFF LEGAL SERVICES

Darya Degtyareva
ALRUD LAW FIRM

Tatyana Dementyeva
ARBITR LEGAL BUREAU

Yana Dianova
GRATA INTERNATIONAL

Daniel Dmitriev
ENERGIA LLC

Olga Duchenko
KACHKIN & PARTNERS

Anastasia Dikhina
CAPITAL LEGAL SERVICES

Pavel Dunaev
DECHERT LLP

Anton Dzhuplin
ALRUD LAW FIRM

Alexey Eliseenko
KACHKIN & PARTNERS

Victoria Feleshtin
LEVINE BRIDGE

Ilya Fomin
GOLSBLAT BLP

Igor Gorokhov
CAPITAL LEGAL SERVICES

Anton Grebennikov
FWD LLC

Vladimir Grigoriyev
COMMITTEE ON URBAN
DEVELOPMENT AND
ARCHITECTURE OF
ST. PETERSBURG

Igor Gushev
DUVERNOIX LEGAL

George Gutiev
GOLSBLAT BLP

Roman Ibriyev
MOESK

Eugene Isaev
AWARA GROUP

Anton Isakov
GOLSBLAT BLP

Andrey Ivanov
KHRENOV & PARTNERS

Marya Ivoylova
KHRENOV & PARTNERS

Anton Kabakov
AWARA GROUP

Polina Kachkina
KACHKIN & PARTNERS

Maxim Kalinin
BAKER MCKENZIE

Nadezhda Karavanova
DEPARTMENT OF URBAN
PLANNING POLICY
OF MOSCOW

Alexey Karchiomov
EGOROV PUGINSKY
AFANASIEV & PARTNERS

Denis Konstantinovich
Karetkin
LENAVIASNAB

Pavel Karpunin
CAPITAL LEGAL SERVICES

Ekaterina Karunets
BAKER MCKENZIE

Ivan Khaydurov
HOUGH TROFIMOV
& PARTNERS

Alexander Khretinin
HERBERT SMITH
FREEHILLS CIS LLP

Viktoria Kim
HYUNDAI MOTOR
MANUFACTURING RUS, LLC

Snezhana Kitaeva
LENENERGO

Ilya Kokorin
BUZKO & PARTNERS

Vitaly Kolesnikov
FEDERAL TAX SERVICE OF
THE RUSSIAN FEDERATION

Jeanna Kolesnikova
PLESHAKOV, USHKALOV
& PARTNERS

Vadim Kolomnikov
DEBEVOISE & PLIMPTON LLP

Aleksey Konevsky
PEPELIAEV GROUP

Alexander Korkin
BAKER MCKENZIE

Alexandr Korneev
PUBLIC JOINT STOCK
COMPANY ROSSETI

Ivan Korolenko
LEVINE BRIDGE

Sergey Korolev
MONASTYRSKY, ZYUBA,
STEPANOV & PARTNERS

Evgenia Korotkova
DECHERT LLP

Anna Aleksandrovna
Korshunova
CISC BALTYSKAYA
ZHEMCHUZHINA

Evgeniy Koshkarov
ARIVIST

Igor Kostennikov
YUST LAW FIRM

Yuri Kovalev
VOSKHOD

Vadim Kovalyov
CAPITAL LEGAL SERVICES

Alyona Kozyreva
NORTON ROSE FULBRIGHT
(CENTRAL EUROPE) LLP

Ekaterina Krylova
MOSCOW INVESTORS
ASSOCIATION

Elena Kukushkina
BAKER MCKENZIE

Leonid Kulakov
COMMITTEE ON URBAN
DEVELOPMENT AND
ARCHITECTURE OF
ST. PETERSBURG

Yaroslav Kulik
ART DE LEX

Maxim Kulkov
KULKOV, KOLOTILOV &
PARTNERS (KK&P)

Dmitry Kuptsov
ALRUD LAW FIRM

Roman Viktorovich Kurzener
APPROVAL CENTER

Sergei L. Lazarev
RUSSIN & VECCHI

Ekaterina Lazorina
PWC RUSSIA

Bogdan Lebed
BUDMAKS CONSTRUCTION

Sergei Lee
CASTRÉN & SNELLMAN
INTERNATIONAL LTD.

Sergey Likhachev
GOLSBLAT BLP

Yulia Litovtseva
PEPELIAEV GROUP

Dmitry Lobachev
KHRENOV & PARTNERS

Evgeny Lobanovsky
ALRUD LAW FIRM

Maxim Losik
CASTRÉN & SNELLMAN
INTERNATIONAL LTD.

Oleg Lovtsov
DENTONS

Stepan Lubavsky
FINEC

Yulia Ludinova
COMMITTEE ON URBAN
DEVELOPMENT AND
ARCHITECTURE OF
ST. PETERSBURG

Sergey Lyadov
TRANS BUSINESS

Aleksandr Lyuboserdov
PROFESSIONAL LEGAL CENTER

Dmitry Magonya
ART DE LEX

Alexei Yuriyevich Makarovskiy
MOESK

Ivan Maksimov
ASSOCIATION OF
INSTITUTIONAL INVESTORS

Elena Malevich
SQUIRE PATTON BOGGS
MOSCOW LLC

Ekaterina Malinina
KHRENOV & PARTNERS

Alisa Manaka
MOESK

Oleg Matyash
DENTONS

Ekaterina Mayorova
ALRUD LAW FIRM

Vladimir Meleshin
EXPRESS REGISTRATOR

Stanislav Mikhaylov
HOLDING RBI

Ksenia Mikhaylova
CLIFFORD CHANCE

Andrey Minaev
KHRENOV & PARTNERS

Andrey Morozov
ASSOCIATION OF
INSTITUTIONAL INVESTORS

Michael Morozov
KPMG RUSSIA

Sergey Morozov
KHRENOV & PARTNERS

Natalya Morozova
VINSON & ELKINS

Elena Nazarova
SCHNEIDER GROUP

Kliment Nechaev
CAPITAL LEGAL SERVICES

Dmitry Nekrestyanov
KACHKIN & PARTNERS

Tatyana Neveeva
*EGOROV PUGINSKY
AFANASIEV & PARTNERS*

Alexey Nikitin
*BORENIUS ATTORNEYS
RUSSIA LTD.*

Gennady Odarich
*PRICEWATERHOUSECOOPERS
LEGAL*

Elena Odud
AWARA GROUP

Elena Ogawa
LEVINE BRIDGE

Irina Onikienko
CAPITAL LEGAL SERVICES

Aleksey Overchuk
*FEDERAL TAX SERVICE OF
THE RUSSIAN FEDERATION*

Olga Pankova
BAKER MCKENZIE

Larisa Peshekhonova
*EGOROV PUGINSKY
AFANASIEV & PARTNERS*

Irina Peskova
MOSENERGOSBYT

Maya Petrova
*BORENIUS ATTORNEYS
RUSSIA LTD.*

Daniil Petrukh
CAPITAL LEGAL SERVICES

Sergey Pikin
ENERGY DEVELOPMENT FUND

Leonid Poloskov

Anna Ponomareva
GOLSLAT BLP

Sergei Vladimirovich Popov
SKIV LLC

Alexandr Pyatigor
MOESK

Alexander Rostovsky
*CASTREN & SNELLMAN
INTERNATIONAL LTD.*

Alexander Rudyakov
YUST LAW FIRM

Anna Rybalko
DELOITTE & TOUCHE CIS

Gudisa Sakania
MOESK

Kirill Saskov
KACHKIN & PARTNERS

Ulf Schneider
SCHNEIDER GROUP

Igor Semyonov
BUSINESS-INVESTPROM

Lyubov Severinova
LENTORG

Vladimir Shabanov
YIT SAINT-PETERSBURG JSC

Anna Shalaginova
LSR NEDVIZHIMOST-C3

Alexei Shcherbakov
TSDS GROUP OF COMPANIES

Alexander Shevchuk
*ASSOCIATION OF
INSTITUTIONAL INVESTORS*

Aleksandra Shishova
*NEKTOROV, SAVELIEV
& PARTNERS*

Tatiana Shlenchakova
DECHERT LLP

Dmitry Shunaev
*HERBERT SMITH
FREEHILLS CIS LLP*

Vitaly Silin
*NEKTOROV, SAVELIEV
& PARTNERS*

Vladimir Skrynnik
JUS PRIVATUM LAW FIRM

Mihail Sergeevich Smolko
GSP GROUP

Nikolay Solodovnikov
PEPELIAEV GROUP

Julia Solomkina
LEVINE BRIDGE

Ksenia Soloschenko
*CASTREN & SNELLMAN
INTERNATIONAL LTD.*

Elena Solovyeva
*MOSCOW INVESTORS
ASSOCIATION*

Denis Nikolaevich Sorokin

Sergey Sosnovsky
PEPELIAEV GROUP

Armen Stepanian
OPEN LAW

Timothy Stubbs
DENTONS

Ilya Sukharnikov
*EY VALUATION AND
ADVISORY SERVICES LLC*

Andrey Sukhov
*DEPARTMENT OF URBAN
PLANNING POLICY
OF MOSCOW*

Anna Sviridova
DENTONS

Dmitry Tarasov
*AVAKOV TARASOV
& PARTNERS*

Ilya Tarbaev
ABZ-DORSTROY

Tatiana Tereshchenko
*PRIME ADVICE ST.
PETERSBURG LAW OFFICE*

Vladlena Teryokhina
*PRICEWATERHOUSECOOPERS
LEGAL*

Evgeny Timofeev
GOLSLAT BLP

Sergey A. Treshchev
*SQUIRE PATTON BOGGS
MOSCOW LLC*

Alexander Tsakoev
*NORTON ROSE FULBRIGHT
(CENTRAL EUROPE) LLP*

Liubov Tsvetkova
*MOSCOW INVESTORS
ASSOCIATION*

Arman Tumasyan
*NEKTOROV, SAVELIEV
& PARTNERS*

Alexandra Ulezko
KACHKIN & PARTNERS

Vyacheslav Ushkalov
*PLESHAKOV, USHKALOV
& PARTNERS*

Artem Vasyutin
DELOITTE & TOUCHE CIS

Inna Vavilova
*PRIME ADVICE ST.
PETERSBURG LAW OFFICE*

Stanislav Veselov
ALRUD LAW FIRM

Dmitry Vlasov
*KULKOV, KOLOTOLOV &
PARTNERS (KK&P)*

Aleksei Volkov
*NATIONAL BUREAU OF
CREDIT HISTORIES*

Alexander Volynets
DENTONS

Vilena Voronich
RUSSIN & VECCHI

Elena Yakusheva
*PLESHAKOV, USHKALOV
& PARTNERS*

Andrey Yakushin
CENTRAL BANK OF RUSSIA

Vadim Yudenkov
GEOTECHNIC LLC

Sergey Yurlov
*SQUIRE PATTON BOGGS
MOSCOW LLC*

Vladislav Zabrodin
CAPITAL LEGAL SERVICES

Roman Zaitsev
DENTONS

Marina Zaykova
*CLOSED STOCK COMPANY
STS ENERGY*

Roman Zhavner
*EGOROV PUGINSKY
AFANASIEV & PARTNERS*

Evgeny Zhilin
YUST LAW FIRM

Ekaterina Znamenskaya
*NEKTOROV, SAVELIEV
& PARTNERS*

RWANDA

BOLLORE AFRICA LOGISTICS

*ETHOS ATTORNEYS
& CONSULTANTS*

Nzeyimana Aaron
CMA-CGM RWANDA

Ndaru Abdul
*TRANSFRICA CONTAINER
TRANSPORT LTD.*

Saleh Abdullah
*HEALY CONSULTANTS
GROUP PLC*

Angel Phionah Ampurire
TRUST LAW CHAMBERS

Ray Amusengeri
PWC

Alberto Basomingera
CABINET ZENITH LAW FIRM

Louis de Gonzague
*Mukerangabo
ELECTRITE*

Kunal Fabiani

Paul Frobisher Mugambwa
PWC

Patrick Gashagaza
GPO PARTNERS RWANDA

Jean Havugimana
ECODESEF LTD.

Auwany Iligira
*RWANDA ENERGY UTILITY
CORPORATION LIMITED*

Johnson Kabera
KIGALI ALLIED ADVOCATES

Assiel Kamanzi
NOTARY PUBLIC

Désiré Kamanzi
ENSAFRICA RWANDA

Tushabe Karim
*RWANDA DEVELOPMENT
BOARD*

Eudes Kayumba
LANDMARK STUDIO

Théophile Kazeneza
*CABINET D'AVOCATS
KAZENEZA*

Lewis Manzi Rugema
LAWYER

Merard Mpabwanamaguru
*CITY OF KIGALI—ONE STOP
CENTER FOR CONSTRUCTION*

Elonie Mukandoli
NATIONAL BANK OF RWANDA

Pascal Mutesa
*RWANDA ENERGY UTILITY
CORPORATION LIMITED*

Philippe Nahayo
*MULINDI FACTORY
COMPANY LIMITED*

Yannick Ngabonziza
*RWANDA ENERGY UTILITY
CORPORATION LIMITED*

Thierry Ngoga Gakuba
LEGAL LINE PARTNERS

Grace Nishimwe
*RWANDA LAND MANAGEMENT
AND USE AUTHORITY,
OFFICE OF THE REGISTRAR
OF LAND TITLES*

Tite Niyibizi
*INSTITUTE OF LEGAL PRACTICE
AND DEVELOPMENT*

Issa Nkurunziza
*NATIONAL AGRICULTURAL
EXPORT DEVELOPMENT
BOARD (NAEB)*

Martin Nkurunziza
GPO PARTNERS RWANDA

Oreste Nshimiyimana
*MULINDI FACTORY
COMPANY LIMITED*

Jean Marie Ntakirutinka
ENSAFRICA RWANDA

Pius Ntazinda
TRUST LAW CHAMBERS

Christy Nyarwaya
PWC

Dieudonne Nzafashwanayo
ENSAFRICA RWANDA

Nelson Ogara
PWC

Josue Penalosa Quispe
BRALIRWA LTD.

Fred Rwihunda
RFM ENGINEERING LTD.

Yves Sangano
K-SOLUTIONS AND PARTNERS

Landry Subira
ENSAFRICA RWANDA

Valence Tuyizere
*RWANDA ENERGY UTILITY
CORPORATION LIMITED*

Asante Twagira
ENSAFRICA RWANDA

Maureen Wamahi
*CREDIT REFERENCE
BUREAU AFRICA LTD.*

Stephen Zawadi
MILLENNIUM LAW CHAMBERS

SAMOA

*BETHAM BROTHERS
ENTERPRISES LTD.*

LESA MA PENN

*VAAI HOGUND &
TAMATI LAW FIRM*

Fiona Ey
CLARKE EY KORIA LAWYERS

Anthony Frazier

Taulapapa Brenda
Heather-Latu
LATU LAWYERS

Alatina Ioelu
*SMALL BUSINESS
ENTERPRISE CENTRE*

Fa'aolesa Katopau T. Ainu'u
*MINISTRY OF JUSTICE &
COURTS ADMINISTRATION*

Matafeo George Latu
LATU LAWYERS

Tima Leavai
LEAVAI LAW

Tuala Pat Leota
PUBLIC ACCOUNTANT

Atuaiaute Misiapati
*SMALL BUSINESS
ENTERPRISE CENTRE*

Keilani Soloi
SOLOI SURVEY SERVICES

Wilber Stewart
STEWART ARCHITECTURE

Leiatua Tom Tinai
*INSTITUTION OF PROFESSIONAL
ENGINEERS SAMOA (IPES)*

Helen Uiese
*MINISTRY OF COMMERCE,
INDUSTRY AND LABOUR*

Lautimuia Afoa Ueese Vaa
*SAMOA SHIPPING
SERVICES LTD.*

SAN MARINO

*CENTRAL BANK OF THE
REPUBLIC OF SAN MARINO*

Simone Arcangeli
AVVOCATO E NOTAIO

Renzo Balsimelli
UFFICIO URBANISTICA

Gian Luca Belluzzi
*STUDIO COMMERCIALE
BELLUZZI*

Gianna Burgagni
STUDIO LEGALE E NOTARILE

Cecilia Cardogna
STUDIO LEGALE E NOTARILE

Vincent Cecchetti
*CECCHETTI, ALBANI
& ASSOCIATI*

Debora Cenni

Alberto Chezzi
STUDIO CHEZZI

Marco Ciacci
*BANCA AGRICOLA
COMMERCIALE S.P.A.*

Alessandro de Mattia
*AZIENDA AUTONOMA DI
STATO PER I SERVIZI PUBBLICI*

Fabio Di Pasquale
*STUDIO LEGALE DI
PASQUALE AVV. FABIO*

Laura Ferretti
*SEGRETERIA DI STATO
INDUSTRIA ARTIGIANATO E
COMMERCIO TRASPORTI E
RICERCA—DIPARTIMENTO
ECONOMIA*

Marcello Forcellini
STUDIO CHEZZI

Simone Gatti
WORLD LINE

Marina Giovagnoli
STUDIO GIOVAGNOLI

Cinzia Guerretti
WORLD LINE

Anna Maria Lonfernini
STUDIO LEGALE E
NOTARILE LONFERNINI

Lucia Mazza
UFFICIO TECNICO DEL CATASTO

Daniela Mina

Gianluca Minguzzi
ANTAQ PROGETTI S.P.A.

Emanuela Montanari
BANCA AGRICOLA
COMMERCIALE S.P.A.

Lorenzo Moretti
STUDIO LEGALE E NOTARILE

Alfredo Nicolini
LAWYER

Sara Pelliccioni
STUDIO LEGALE E
NOTARILE AVV. MATTEO
MULARONI—N ASSOCIAZIONE
CON BUSSOLETTI NUZZO
& ASSOCIATI

Cesare Pisani
TELECOM ITALIA SAN
MARINO S.P.A.

Giuseppe Ragini
STUDIO LEGALE E NOTARILE
GIUSEPPE RAGINI

Daniela Reffi
UFFICIO TECNICO DEL CATASTO

SÃO TOMÉ AND PRÍNCIPE

AGER—AUTORIDADE
GERAL DE REGULACAO

GUICHÉ ÚNICO PARA
EMPRESAS

António de Barros A. Aguiar
SOCOGESTA

Eudes Aguiar
AGUIAR & PEDRONHO STUDIO

Carolina Almeida
MIRANDA & ASSOCIADOS

Adelino Amado Pereira
OADL & ASSOCIADOS,
SOCIEDADE DE
ADVOGADOS, RL

Luisenda Andrade
DIRECÇÃO GERAL DAS
ALFÂNDEGAS

Jeanine Batalha Ferreira
PWC PORTUGAL

Lara Beirão
CENTRAL BANK OF SÃO
TOMÉ E PRÍNCIPE

Miris Botelho Bernardo
TRIBUNAL DE 1ª INSTANCIA
DE SAO TOMÉ (JUIZO CIVEL)

Paula Caldeira Dutschmann
MIRANDA & ASSOCIADOS

Jaime Carvalho Esteves
PWC PORTUGAL

Tânia Cascais
MIRANDA & ASSOCIADOS

Inês Barbosa Cunha
PWC PORTUGAL

Cláudia do Carmo Santos
MIRANDA & ASSOCIADOS

Maria Figueiredo
MIRANDA & ASSOCIADOS

Saul Fonseca
MIRANDA & ASSOCIADOS

Abdulay Godinho
DIRECÇÃO DOS REGISTOS E
NOTARIADO DE SÃO TOMÉ

Filipa Gonçalves
STP COUNSEL, MEMBER OF
THE MIRANDA ALLIANCE

Pascoal Lima Dos Santos Daio
LAWYER

Sofia Martins
STP COUNSEL, MEMBER OF
THE MIRANDA ALLIANCE

Herlander Rossi Medeiros
DIRECÇÃO GERAL DOS
REGISTROS E DO NOTARIADO

Virna Neves
STP COUNSEL, MEMBER OF
THE MIRANDA ALLIANCE

Ana Posser
POSSER DA COSTA
ADVOGADOS ASSOCIADOS

Hugo Rita
TERRA FORMA

Leonor Rocha
MIRANDA & ASSOCIADOS

Mário Teixeira
CONSTROME

Manikson Trigueiros
POSSER DA COSTA
ADVOGADOS ASSOCIADOS

SAUDI ARABIA

DELOITTE AND TOUCHE
& CO.—CHARTERED
ACCOUNTANTS

THE LAW FIRM OF HATEM
ABBAS GHAZZAWI & CO.

SAUDI PORTS AUTHORITY

Saleh A. Al-Oufi
TAQNIA

Fayyaz Ahmad
JONES LANG LASALLE

Ahmad Ali Alobaishi
MERAS

Looaye M. Al-Akkas
VINSON & ELKINS

Naif Bader Al-Harbi
UNIFIED REGISTRY—MINISTRY
OF COMMERCE & INDUSTRY

Anas Akel
MESHAL AL AKEEL LAW FIRM

Waleed Al Bassam
ABDULELAH & IBRAHIM
ABDULAZIZ ALMOUSA
SON'S COMPANY

Fayez Al Debs
PWC SAUDI ARABIA

Hassoun Al Hassoun
THE LAW FIRM OF
MEDHAT GAROUB

Naif Al Jbaly
AL JBALY LAW FIRM

Mohammed Al Khliwi
DIAZ, REUS & TARG, LLP

Faisal Al Otaibi
THE LAW FIRM OF
MEDHAT GAROUB

Tariq Al Sunaid
KPMG

Sulaiman Al Tuwaijri
SAUDI ARABIAN GENERAL
INVESTMENT AUTHORITY

Khalid Al-Abdulkareem
CLIFFORD CHANCE

Gihad Al-Amri
DR. MOHAMED
AL-AMRI & CO.

Khalid Alaraj
SAUDI ARABIA CUSTOMS

Nizar Al-Awwad
SAUDI CREDIT
BUREAU—SIMAH

Mohammed Aldakan
SAUDI ARABIA CUSTOMS

Saad Al-Dileym
CLIFFORD CHANCE

Eisa Aleisa
SAUDI ARABIA CUSTOMS

Abdullah Al-Hagbani
PETROCHEMICAL
MANUFACTURERS
COMMITTEE (PMC)

Mansour Alhaidary

Hesham Al-Homoud
AL TAMIIMI & COMPANY
ADVOCATES & LEGAL
CONSULTANTS

Omar AlHoshan
ALHOSHAN CPAS &
CONSULTANTS—MEMBER
OF RUSSELL BEDFORD
INTERNATIONAL

Ahmad Alkassem
TALAL ABU-GHAZALEH
LEGAL (TAG-LEGAL)

Mohammed Alkhliwi
DIAZ REUS

Aiman Meqham Almeqham
AL-MEQHAM CERTIFIED
PUBLIC ACCOUNTANTS

Rami Ibrahim Alnajjar
UNIFIED REGISTRY—MINISTRY
OF COMMERCE & INDUSTRY

Naif I. Alnammi
SAUDI ARABIA CUSTOMS

Ayedh Al-Otaibi
SAUDI ARABIAN GENERAL
INVESTMENT AUTHORITY

Sultan Alqudiri
SAUDI CREDIT
BUREAU—SIMAH

Yousef AlRashdan

Omar Alrasheed
OMAR ALRASHEED &
PARTNERS LAW FIRM

Waleed Khaled AlRudaian
SAUDI ARABIAN GENERAL
INVESTMENT AUTHORITY

Ahmad Alsadhan
CLIFFORD CHANCE

Khaled A. Al-Sarra
SAUDI AKNAN CONSULTANTS

Anwaar Alshammari
SHEARMAN & STERLING LLP

Abdulmohsen Alshenifi
SAUDI ARABIA CUSTOMS

Wisam AlSindi
ALSINDI LAW FIRM

Abdullah Alsowayan
SAUDI ARABIAN
MONETARY AGENCY

Badr Fahad AlSudairi
BFS ARCHITECTS

Omar Alzamil
ABDULLAH ALZAMIL
CONTRACTING

Lamisse Bajunaid
ALSINDI LAW FIRM

John Balouziyeh
DENTONS

Nouf Bannan
ALSINDI LAW FIRM

Nada Bashammakh
ALSINDI LAW FIRM

Mohammed Bashraheel

Ihsan Bu Hulaiga
JOATHA CONSULTING

Hanan Eesa
DENTONS

Ahmad Garoub
THE LAW FIRM OF
MEDHAT GAROUB

Majed Mohammed Garoub
LAW FIRM OF MAJED
M. GAROUB

Medhat Garoub
THE LAW FIRM OF
MEDHAT GAROUB

Abdullah Habardi
ABDULLAH HABARDI OFFICE OF
LAWYERS AND CONSULTANTS

Fehem Hashmi
CLIFFORD CHANCE

Chadi F. Hourani
HOURANI & ASSOCIATES

Vijeesh M.K.
ARABCO LOGISTICS

Zaid Mahayni
SEDCO HOLDING

Mohammed Majed AlQahtani
UNIFIED REGISTRY—MINISTRY
OF COMMERCE & INDUSTRY

Tahir Malik
DB SCHENKER SAUDI ARABIA

Humaid Mudhaffr
SAUDI CREDIT
BUREAU—SIMAH

Reed Runnells
OMAR ALRASHEED &
PARTNERS LAW FIRM

Faisal Saad Al-Bedah
SAUDI ARABIA CUSTOMS

Muhammad Anum Saleem
EVERSHEDS SUTHERLAND

Jawad Shabir
KPMG

Arvind Sinha
RCS PVT. LTD. BUSINESS
ADVISORS GROUP

Mohammed Yaghmour
PWC SAUDI ARABIA

Abdul Aziz Zaibag
ALZAIBAG CONSULTANTS

SENEGAL

BCEAO

CREDITINFO VOLO

FALL & PARTNERS

ONAS

SENELEC

Baba Aly Barro
PRICEWATERHOUSECOOPERS
TAX & LEGAL SA

Ahmed Tidiane Ba
GENI & KEBE

Mamadou Berthe
ATELIER D'ARCHITECTURE

Alassane Boye
CENTRE DE GESTION
AGREEE DE DAKAR

Baidalaye Cissokho
CHAMBRE DES NOTAIRES
DU SENEGAL

Ibrahima Diagne
GAINDE 2000

Amadou Diouldé Diallo
MINISTERE DE L'URBANISME
ET DE L'ASSAINISSEMENT

Maciré Diallo
SCP NDIAYE DIAGNE &
DIALLO NOTAIRES ASSOCIÉS

Abdoul Aziz Dieng
CENTRE DE GESTION
AGREEE DE DAKAR

Mohamed Dieng
GENI & KEBE

Amadou Diop
GAINDE 2000

Angelique Pouye Diop
APIX AGENCE CHARGÉE
DE LA PROMOTION DE
L'INVESTISSEMENT ET DES
GRANDS TRAVAUX

Fodé Diop
ART INGÉNIERIE SUARL

Oumar Diop
COUMBA NOR THIAM

Ousmane Diouf
DIRECTION GÉNÉRALE DES
IMPÔTS ET DOMAINES

Abdoulaye Drame
CABINET ABDOULAYE DRAME

Moustapha Faye
SOCIÉTÉ CIVILE
PROFESSIONNELLE D'AVOCATS
FRANÇOIS SARR & ASSOCIÉS

Catherine Faye Diop
ORDRE DES ARCHITECTES
DU SÉNÉGAL

Antoine Gomis
SCP SENGHOR & SARR,
NOTAIRES ASSOCIÉS

Papa Bathie Gueye
RMA SÉNÉGAL

Matthias Hubert
PRICEWATERHOUSECOOPERS
TAX & LEGAL SA

Malick Kandji
APIX AGENCE CHARGÉE
DE LA PROMOTION DE
L'INVESTISSEMENT ET DES
GRANDS TRAVAUX

Mahi Kane
PRICEWATERHOUSECOOPERS
TAX & LEGAL SA

Sidy Kanoute
AVOCAT À LA COUR

Mouhamed Kebe
GENI & KEBE

Patricia Lake Diop
ETUDE ME PATRICIA LAKE DIOP

Mamadou Lamine Ba
APIX AGENCE CHARGÉE
DE LA PROMOTION DE
L'INVESTISSEMENT ET DES
GRANDS TRAVAUX

Doudou Charles Lo
FINKONE TRANSIT SA

Cheikh Loum Pouye
FINKONE TRANSIT SA

Moussa Mbacke
ETUDE NOTARIALE
MOUSSA MBACKE

Mamadou Mbaye
SCP MAME ADAMA
GUEYE & ASSOCIÉS

Ngouda Mbaye
HECTO ENERGY

Salio Mbaye
HECTO ENERGY

Birame Mbaye Seck
DIRECTION DU DEVELOPPEMENT URBAIN

Sy Ndiaga
SCP SY & KAMARA

Amadou Moustapha Ndiaye
SCP NDIAYE DIAGNE & DIALLO NOTAIRES ASSOCIÉS

Elodie Dagneaux Ndiaye
APIX AGENCE CHARGÉE DE LA PROMOTION DE L'INVESTISSEMENT ET DES GRANDS TRAVAUX

Faer Ndiaye
ARCHITECT

Macodou Ndour
CABINET MACODOU NDOUR

Moustapha Ndoeye
CABINET MAÎTRE MOUSTAPHA NDOYE

Ibrahima Niang
ETUDE DE MAÎTRE IBRAHIMA NIANG

Macoumba Niang
REGISTRE DU COMMERCE ET DU CREDIT MOBILIER

Souleymane Niang
ETUDE DE MAÎTRE IBRAHIMA NIANG

Ba Ousmane
TRIBUNAL DE COMMERCE HORS-CLASSE DE DAKAR

Mouhamadou Abass A. Sall
LAMTORO STUDIOS

Abibatou Samb-Diouck
ETUDE SAMB-DIOUCK

François Sarr
SOCIÉTÉ CIVILE PROFESSIONNELLE D'AVOCATS FRANÇOIS SARR & ASSOCIÉS

Daniel-Sédar Senghor
SCP SENGHOR & SARR, NOTAIRES ASSOCIÉS

Djibril Thiam
ETUDE ME PATRICIA LAKE DIOP

Ndèye Khoudia Tounkara
ETUDE ME MAYACINE TOUNKARA ET ASSOCIÉS

SERBIA

AJILON SOLUTIONS
DEVELOPMENT CONSULTING GROUP

Milos Andelković
WOLF THEISS

Senka Andelković
Aleksandar Andrejic PRICA & PARTNERS LAW OFFICE

Aleksandar Arsic
PRICEWATERHOUSECOOPERS CONSULTING D.O.O.

Andrea Arsic
MARIĆ, MALIŠIĆ & DOSTANIĆ O.A.D.

Vlado Babic
AIR SPEED

Marijana Batak
PUBLIC POLICY SECRETARIAT, GOVERNMENT OF THE REPUBLIC OF SERBIA

Jelena Bojovic
NATIONAL ALLIANCE FOR LOCAL ECONOMIC DEVELOPMENT

Bojana Bregovic
WOLF THEISS

Milan Brkovic
ASSOCIATION OF SERBIAN BANKS

Olivera Brković
ZAVIŠIN SEMIZ & PARTNERS

Marina Bulatovic
WOLF THEISS

Marija Čabarkapa
VASOVIĆ & PARTNERS LAW OFFICE

Ana Čalić Turudija
PRICA & PARTNERS LAW OFFICE

Dragoljub Cibulić
BDK ADVOKATI

Jovan Ćirković
HARRISONS

Vladimir Dabić
THE INTERNATIONAL CENTER FOR FINANCIAL MARKET DEVELOPMENT

Marina Dacijar
BELGRADE COMMERCIAL COURT

Milan Dakic
BDK ADVOKATI

Kristian Dalea
MARIĆ, MALIŠIĆ & DOSTANIĆ O.A.D.

Vladimir Dašić
BDK ADVOKATI

Gili Dekel
DIRECT CAPITAL S, NOVI DOM RED, NEW VENTURE RED

Milica Dekleva
ADVOKATSKA KANCELARIJA OLJAČIĆ & TODOROVIĆ

Lidija Djerić
LAW OFFICES POPOVIC, POPOVIC & PARTNERS

Uroš Djordjević
ŽIVKOVIĆ & SAMARDŽIĆ LAW OFFICE

Jelena Kuveljic Dmitric
Veljko Dostanic MARIĆ, MALIŠIĆ & DOSTANIĆ O.A.D.

Dragan Draca
PRICEWATERHOUSECOOPERS CONSULTING D.O.O.

Ilija Drazic
DRAŽIĆ, BEATOVIĆ & PARTNERS LAW OFFICE

Dragan Gajin
DOKLESTIC & PARTNERS

Jelena Gazivoda
LAW OFFICES JANKOVIĆ, POPOVIĆ & MITIĆ

Marija Gligorević
BDK ADVOKATI

Danica Gligorijevic
PRICA & PARTNERS LAW OFFICE

Ksenija Golubović Filipović
ŽIVKOVIĆ & SAMARDŽIĆ LAW OFFICE

Marija Ilić
LAW OFFICE ILIĆ

Miloš Ilić
ŽIVKOVIĆ & SAMARDŽIĆ LAW OFFICE

Marko Janicijevic
TOMIC SINDJELIC GROZA LAW OFFICE

Ana Jankov
BDK ADVOKATI

Aleksandar Jovičević
HARRISONS

Dušan Karalić
DMK TAX & FINANCE

Marija Karalić
DMK TAX & FINANCE

Ivana Kopilovic
KOPILOVIC & KOPILOVIC

Filip Kovacevic
DELOITTE D.O.O.

Vidak Kovacevic
WOLF THEISS

Ivan Krsikapa
NINKOVIĆ LAW OFFICE

Ana Krstić
PRICA & PARTNERS LAW OFFICE

Zach Kuvizić
KUVIZIĆ & TADIĆ LAW OFFICE

Rada Lacić
KOPILOVIC & KOPILOVIC

Kosta D. Lazic
LAW OFFICE KOSTA D. LAZIC

Milan Lazić
KN KARANOVIĆ & NIKOLIĆ

Ružica Mačukat
SERBIAN BUSINESS REGISTERS AGENCY (SBRA)

Miladin Maglov
SERBIAN BUSINESS REGISTERS AGENCY (SBRA)

Aleksandar Mančev
PRICA & PARTNERS LAW OFFICE

Aleksandar Marić
VASOVIĆ & PARTNERS LAW OFFICE

Predrag Matić
DISTRIBUTION SYSTEM OPERATOR EPS DISTRIBUCIJA D.O.O. BEOGRAD (EPSD)

Ines Matijević-Papulin
HARRISONS

Djordje Mijatov
LAW OFFICE ILIĆ

Predrag Milenković
DRAŽIĆ, BEATOVIĆ & PARTNERS LAW OFFICE

Branko Milovanovic
TEBODIN D.O.O.

Milena Mitić
KN KARANOVIĆ & NIKOLIĆ

Aleksandar Mladenović
MLADENOVIC & STANKOVIC IN COOPERATION WITH ROKAS INTERNATIONAL LAW FIRM

Dejan Mrakovic
DELOITTE D.O.O.

Stefan Nešić
HARRISONS

Veljko Nešić
PRICA & PARTNERS LAW OFFICE

Igor Nikolic
DOKLESTIC & PARTNERS

Dimitrije Nikolić
GEBRUDER WEISS D.O.O.

Marija Nikolić
KOPILOVIC & KOPILOVIC

Djurdje Ninković
NINKOVIĆ LAW OFFICE

Bojana Noskov
WOLF THEISS

Zvonko Obradović
SERBIAN BUSINESS REGISTERS AGENCY (SBRA)

Darija Ognjenović
PRICA & PARTNERS LAW OFFICE

Igor Oljačić
ADVOKATSKA KANCELARIJA OLJAČIĆ & TODOROVIĆ

Stefan Pavlovic
MLADENOVIC & STANKOVIC IN COOPERATION WITH ROKAS INTERNATIONAL LAW FIRM

Časlav Petrović
ZAVIŠIN SEMIZ & PARTNERS

Jasmina Petrović
CITY OF BELGRADE, URBANISM DEPARTMENT

Ana Popovic
ŽIVKOVIĆ & SAMARDŽIĆ LAW OFFICE

Mihajlo Prica
PRICA & PARTNERS LAW OFFICE

Jasmina Radovanović
NATIONAL ALLIANCE FOR LOCAL ECONOMIC DEVELOPMENT

Branka Rajcic
PRICEWATERHOUSECOOPERS CONSULTING D.O.O.

Branimir Rajsic
KARANOVIC & NIKOLIC LAW FIRM

Miljan Savić
KOPILOVIC & KOPILOVIC

Stojan Semiz
ZAVIŠIN SEMIZ & PARTNERS

Marko Srdanović
MUNICIPALITY OF SURCIN

Ana Stankovic
DIRECT CAPITAL S, NOVI DOM RED, NEW VENTURE RED

Dragana Stanojević
USAID BUSINESS ENABLING PROJECT—BY CARDNO EMERGING MARKETS USA LTD.

Petar Stojanović
JOKSOVIĆ, STOJANOVIĆ AND PARTNERS

Nikola Sugaris
ZAVIŠIN SEMIZ & PARTNERS

Marko Tesanovic
WOLF THEISS

Ana Tomic
JOKSOVIĆ, STOJANOVIĆ AND PARTNERS

Jovana Tomić
ŽIVKOVIĆ & SAMARDŽIĆ LAW OFFICE

Mile Tomić
MUNICIPALITY OF SURCIN

Snežana Tosić
SERBIAN BUSINESS REGISTERS AGENCY (SBRA)

Hristina Vojvodić
PRICA & PARTNERS LAW OFFICE

Maja Vrcelj
TEBODIN CONSULTANTS AND ENGINEERS

Goran Vucic
JOKSOVIĆ, STOJANOVIĆ AND PARTNERS

Srećko Vujaković
MORAVČEVIĆ VOJNOVIĆ I PARTNERI IN COOPERATION WITH SCHOENHERR

Tanja Vukotić Marinković
SERBIAN BUSINESS REGISTERS AGENCY (SBRA)

Miloš Vulić
PRICA & PARTNERS LAW OFFICE

Djordje Zejak
BDK ADVOKATI

Miloš Živković
ŽIVKOVIĆ & SAMARDŽIĆ LAW OFFICE

Igor Živkovski
ŽIVKOVIĆ & SAMARDŽIĆ LAW OFFICE

SEYCHELLES

POOL & PATEL
PUBLIC UTILITIES CORPORATION

Fanette Albert
SEYCHELLES PLANNING AUTHORITY

Justin Bacharie
ELECTRICAL CONSULTANT SEYCHELLES

Jules Baker
MINISTRY OF EMPLOYMENT, IMMIGRATION AND CIVIL STATUS

Paul Barrack
Karishma Beegoo APPLEBY

Terry Biscornet
SEYCHELLES PLANNING AUTHORITY

Juliette Butler
APPLEBY

Ronald Cafrine
Emmaline Camille

Petar Chakarov
HEALY CONSULTANTS GROUP PLC

Francis Chang-Sam
LAW CHAMBERS OF FRANCIS CHANG-SAM

Alex Ellenberger
ADD LOCUS ARCHITECTS LTD.

Joseph Francois
SEYCHELLES PLANNING AUTHORITY

Bernard Georges
GEORGES & GEORGES

Fred Hoareau
COMPANY AND LAND REGISTRY

Bryan Julie
BRYAN JULIE LAW CHAMBERS

Malcolm Moller
APPLEBY

Fred Morel
Marcus Naiken HUNT, DELTEL & CO. LTD.

Margaret Nourice
STAMP DUTY COMMISSION

Brian Orr
MEJ ELECTRICAL

Flossy Payet
Wendy Pierre COMPANY AND LAND REGISTRY

Khothai Pillay
EY SEYCHELLES

Victor Pool
OFFICE OF THE
ATTORNEY GENERAL

Divino Sabino
PARDIVALLA TWOMEY
LABLACHE

Jonathan Valentin
CENTRAL BANK OF SEYCHELLES

Brohnson Winslow
WINSLOW NAYA CONSULTING

SIERRA LEONE

COLE, KANU & PARTNERS

Amos Odame Adjei
PWC GHANA

Alfred Akibo-Betts
NATIONAL REVENUE
AUTHORITY

Padrina Ardua Annan
PWC GHANA

Christian S. Asgill
FREETOWN NOMINEES

Gideon Ayi-Owoo
PWC GHANA

Isiaka Balogun
KPMG

Abdul Akim Bangura
ASSOCIATION OF CLEARING
AND FORWARDING
AGENCIES SIERRA LEONE

Mallay F. Bangura
ELECTRICITY DISTRIBUTION
AND SUPPLY AUTHORITY

Philip Bangura
BANK OF SIERRA LEONE

Claudius Bart-Williams
PENNARTH GREENE &
COMPANY LIMITED

Ayesha Bedwei
PWC GHANA

Anthony Y. Brewah
BREWHAH & CO.

Medgar Brown
BALMED HOLDINGS LTD.

Sponsford Cole
FREETOWN NOMINEES

Siman Mans Conteh
INCOME TAX BOARD OF
APPELLATE COMMISSIONERS

Kwesi Amo Dadson
PWC GHANA

Momoh Dumbuya
ELECTRICITY DISTRIBUTION
AND SUPPLY AUTHORITY

Melvin Foday Khabenje
PENNARTH GREENE &
COMPANY LIMITED

Manilius Garber
JARRETT-YASKEY,
GARBER & ASSOCIATES:
ARCHITECTS (JYGA)

Francis Kwame Gerber
HALLOWAY & PARTNERS
SOLICITORS

Eke Ahmed Halloway
HALLOWAY & PARTNERS
SOLICITORS

Mohamed Jalloh
AKIM AND SATU C&F AGENCY

Ahmed Yassin Jallo-Jamboria

Ransford Johnson
LAMBERT & PARTNERS,
PREMIERE CHAMBERS

Marcella Jones
PENNARTH GREENE &
COMPANY LIMITED

Jerrie S. Kamara
FREETOWN NOMINEES

Mohamed Kamara
FREETOWN NOMINEES

George Kawaley
BABADORIE CLEARING
& FORWARDING CO.

Alieyah Keita

Patrick Syl Kongo
NATIONAL REVENUE
AUTHORITY

Lansana Kotor-Kamara
FAST TRACK
COMMERCIAL COURT

George Kwatia
PWC GHANA

Michala Mackay
CORPORATE AFFAIRS
COMMISSION OF SIERRA LEONE

Clifford Marcus-Roberts
KPMG

Corneleius Max-Williams
DESTINY SHIPPING
AGENCIES LTD.

Francis Nyama
ELECTRICITY DISTRIBUTION
AND SUPPLY AUTHORITY

Afolabi Oluwole
CUSTOMERWORTH

Eduard Parkinson
ELECTRICITY DISTRIBUTION
AND SUPPLY AUTHORITY

Cheryl Sembie
ADVOCAD (SL)

Vivian Solomon
SUPREME COURT OF
SIERRA LEONE

Millicent Stronge

Eddinia Swallow
WRIGHT & CO.

Alvin Tamba
KPMG

Ebun Tengbe
COLE, KANU & PARTNERS

Olujemisi Williams
PENNARTH GREENE &
COMPANY LIMITED

Prince Williams
CORPORATE AFFAIRS
COMMISSION OF SIERRA LEONE

Claudius Williams-Tucker
VERITAS PROFESSIONAL
SERVICES

Rowland Wright
WRIGHT & CO.

SINGAPORE

EY SINGAPORE

MINISTRY OF MANPOWER

MINISTRY OF TRADE
& INDUSTRY

STATE COURTS

Yvonne Ang
PUBLIC UTILITIES BOARD

Caroline Berube
HJM ASIA LAW & CO LLC

Andrew Chan
ALLEN & GLEDHILL LLP

Ewe Jin Chan
ECAS CONSULTANT PTE. LTD.

Yoh Chuang Chee
RSM CHIO LIM LLP

Hooi Yen Chin
POLARIS LAW CORPORATION

Eng Christopher
INSOLVENCY AND PUBLIC
TRUSTEE'S OFFICE

Kit Min Chye
TAN PENG CHIN LLC

Kamil Dada
TETRAFLOW PTE LTD.

Miah Fok
CREDIT BUREAU
SINGAPORE PTE. LTD.

Harold Foo
INSOLVENCY AND PUBLIC
TRUSTEE'S OFFICE

Joseph Foo
NATIONAL ENVIRONMENTAL
AGENCY

David Ho
DHA+PAC

Don Ho
DHA+PAC

Jay Jay
JUST R. TRANSPORT
ENTERPRISE PTE. LTD.

Hern Kuan Liu
TAN PENG CHIN LLC

Huen Poh Lai
RSP ARCHITECTS PLANNERS
& ENGINEERS (PTE) LTD.

Yvonne Lay
INLAND REVENUE AUTHORITY

Lee Lay See
RAJAH & TANN SINGAPORE LLP

Yuan Lee
WONG TAN & MOLLY LIM LLC

Wendy Leo
ACCOUNTING &
CORPORATE REGULATORY
AUTHORITY, ACRA

Edwin Leow
NEXIA TS TAX SERVICES
PTE. LTD.

Kenneth Lim
ALLEN & GLEDHILL LLP

Meng May Lim
BUILDING & CONSTRUCTION
AUTHORITY

Peng Hong Lim
PH CONSULTING PTE. LTD.

William Lim
CREDIT BUREAU
SINGAPORE PTE. LTD.

Joseph Liow
STRAITS LAW

Loh Meiling
NEXIA TS TAX SERVICES
PTE. LTD.

Girish Naik
PWC SINGAPORE

Daryl Ng
DNKH LOGISTICS

Eddee Ng
TAN KOK QUAN PARTNERSHIP

Beng Hong Ong
WONG TAN & MOLLY LIM LLC

Vincent Ooi Khay Hoe
TAN PENG CHIN LLC

Alex Ow
ACCOUNTING &
CORPORATE REGULATORY
AUTHORITY, ACRA

Lim Bok Hwa Sandy
JUST R. TRANSPORT
ENTERPRISE PTE. LTD.

Martin Tan
URBAN REDEVELOPMENT
AUTHORITY

Tay Lek Tan
PWC SINGAPORE

Joo Heng Teh
TEH JOO HENG ARCHITECTS

Siu Ing Teng
SINGAPORE LAND AUTHORITY

Matthew Teo
RAJAH & TANN SINGAPORE LLP

Keith Tree
TAN KOK QUAN PARTNERSHIP

Edwin Tong
ALLEN & GLEDHILL LLP

Keam Tong Wong
WOH HUP PRIVATE LIMITED

Kok Siong Wong
STEVEN TAN RUSSELL BEDFORD
PAC—MEMBER OF RUSSELL
BEDFORD INTERNATIONAL

Siew Kwong Wong
ENERGY MARKET AUTHORITY

Isaac Yong
FIRE SAFETY & SHELTER
DEPARTMENT

SLOVAK REPUBLIC

CUSTOMS

Jana Bacekova
ALIANCIAADVOKÁTOV
AK, S.R.O.

Branislav Brocko
BEATOW PARTNERS

Ján Budinský
CRIF—SLOVAK CREDIT
BUREAU, S.R.O.

Peter Čavojský
CLS ČAVOJSKÝ &
PARTNERS, S.R.O.

Katarína Čechová
ČECHOVÁ & PARTNERS S.R.O.

Tomas Cermak
WEINHOLD LEGAL

Tomáš Cibula
WHITE & CASE S.R.O.

Peter Drenka
HAMALA KLUCH
VÍGLASKÝ S.R.O.

Jan Dvorecky
SCM LOGISTICS S.R.O.

Matúš Fojtl
GEODESY, CARTOGRAPHY
AND CADASTRE AUTHORITY

Iveta Grossova
FINANCIAL ADMINISTRATION
OF THE SLOVAK REPUBLIC

Roman Hamala
HAMALA KLUCH
VÍGLASKÝ S.R.O.

Tatiana Hlušková
MINISTRY OF ECONOMY

Peter Hodál
WHITE & CASE S.R.O.

Simona Hofferová
MINISTRY OF JUSTICE

David Horváth
BEATOW PARTNERS

Barbora Hrabcakova
WHITE & CASE S.R.O.

Veronika Hrušová
PRK PARTNERS S.R.O.

Lucia Huntatová
JNC LEGAL S.R.O.

Miroslav Jalec
ZÁPADOSLOVENSKÁ
DISTRIBUČNÁ AS

Lukáš Jankovič
MINISTRY OF TRANSPORT
AND CONSTRUCTION

Tomáš Kamenec
PAUL Q. LAW FIRM

Marián Kapec
ZÁPADOSLOVENSKÁ
DISTRIBUČNÁ AS

Kristina Klenova
BEATOW PARTNERS

Martin Kluch
HAMALA KLUCH
VÍGLASKÝ S.R.O.

Roman Konrad
PROFINAM, S.R.O.

Miroslav Kopac
NATIONAL BANK OF SLOVAKIA

Jakub Kováčik
CLS ČAVOJSKÝ &
PARTNERS, S.R.O.

Karol Kovács
NOTARSKA KOMORA
SLOVENSKEJ REPUBLIKY

Marián Krajčír
NZES ENERGY

Gabriela Kubicová
PWC SLOVAKIA

Martin Maliar
MINISTRY OF JUSTICE

Luciána Malovcová
MINISTRY OF JUSTICE

Jakub Malý
DETVAI LUDIK MALÝ UDVAROS

Magdaléna Markechová
MARKECHOVA JIM LEGAL

Alex Medek
WHITE & CASE S.R.O.

Nina Molcanova
PWC SLOVAKIA

Petra Murínová
DEDÁK & PARTNERS

Miloš Nagy
ZÁPADOSLOVENSKÁ
DISTRIBUČNÁ AS

Jaroslav Niznansky
JNC LEGAL S.R.O.

Andrea Olšovská
PRK PARTNERS S.R.O.

Adriana Palasthyova
PWC SLOVAKIA

Martin Polónyi
MINISTRY OF FINANCE

Simona Rapavá
WHITE & CASE S.R.O.

Gerta Sámelová-Flasiková
ALIANCIAADVOKÁTOV
AK, S.R.O.

Zuzana Satkova
PWC SLOVAKIA

Nikoleta Scasna
PWC SLOVAKIA

Christiana Serugova
PWC SLOVAKIA

Iveta Šimončíková
MINISTRY OF ECONOMY

Jaroslav Škubal
PRK PARTNERS S.R.O.

Patrik Turosik
MINISTRY OF ECONOMY

Jakub Vojtko
JNC LEGAL S.R.O.

Otakar Weis
PWC SLOVAKIA

Katarina Zaprazna
PWC SLOVAKIA

Tomáš Zarecký Dentico
ZÁRECKÝ ZEMAN

Michal Záhurecký
WHITE & CASE S.R.O.

Dagmar Zukalová
ZUKALOVÁ—ADVOKÁTSKA
KANCELÁRIA S.R.O.

SLOVENIA

ODVETNIŠKA DRUŽBA NEFFAT

Igor Angelovski
LAW FIRM KAVČIČ, BRAČUN
& PARTNERS, O.P., D.O.O.

Vladimir Bilic
VLADIMIR BILIC LAW
OFFICE LTD.

Jana Božič
KAVČIČ, BRAČUN &
PARTNERS, O.P., D.O.O.

Damijan Brulc
BRULC, GABERŠČIK IN
PARTNERJI, ODVETNIŠKA
DRUŽBA

Branko Butala
COMARL D.O.O.

Tomaž Čad
LAW FIRM ČAD
Mitja Čampa
VEM OFFICE (AJPES
LJUBLJANA BRANCH)

Martin Carni
ODVETNIKI ŠELIH & PARTNERJI

Luka Dolinar
ELEKTROINSTALACIJE

Maša Drkušič
ODI LAW SLOVENIA

Nada Drobnic
KPMG

Andrej Ekart
LOCAL COURT MARIBOR

Luka Fabiani
Mojca Fakin
FABIANI, PETROVIČ, JERAJ, REJC
ATTORNEYS-AT-LAW LTD.

Marina Ferfolja Howland
FERFOLJA, LJUBIC IN PARTNERJI

Aleksander Ferik
PWC SVETOVANJE D.O.O.

Pavle Flere

Marko Frantar
SCHOENHERR

Sasa Galonja
MINISTRY FOR ENVIRONMENTAL
AND SPATIAL PLANNING

Joze Globocnik
COMARL D.O.O.

Alenka Gorenčič
DELOITTE

Jan Gorjup
KIRM PERPAR, LTD.

Eva Gostisa
JADEK & Pensa D.O.O.—O.P.

Hermina Govekar Vičič
BANK OF SLOVENIA

Bara Gradišar
DELOITTE

Andreja Hocevar
PROEVENT D.O.O.

Barbara Hočevar
PWC SVETOVANJE D.O.O.

Branko Ilič
ODI LAW SLOVENIA

Tjasa Ivanc
UNIVERSITY OF MARIBOR,
FACULTY OF LAW

Luka Ivanic
MINISTRY FOR ENVIRONMENTAL
AND SPATIAL PLANNING

Andraž Jadek

Matjaž Jan
ODI LAW SLOVENIA

Andrej Jarkovič
LAW FIRM JANEŽIČ &
JARKOVIČ LTD.

Jernej Jeraj
FABIANI, PETROVIČ, JERAJ, REJC
ATTORNEYS-AT-LAW LTD.

Sabina Jereb
MINISTRY FOR ENVIRONMENTAL
AND SPATIAL PLANNING

Miha Kač
DOBRAVC TATALOVIČ AND KAČ

Boris Kastelic
FINANCIAL INSTITUTION OF
THE REPUBLIC OF SLOVENIA

Klavdija Kek
ODVETNIKI ŠELIH & PARTNERJI

Miro Košak
NOTARY OFFICE KOŠAK

Sana Koudila
KIRM PERPAR, LTD.

Neža Kranjc
ODVETNIKI ŠELIH & PARTNERJI

Tomaz Kristof
STUDIO KRISTOF
ARHITEKTI D.O.O.

Uroš Križanec
SKM LAW FIRM

Borut Leskovec
JADEK & Pensa D.O.O.—O.P.

Borce Malijanski
SCHOENHERR

Miroslav Marchev
PWC SVETOVANJE D.O.O.

Peter Mele
LAW FIRM PETER MELE

Nastja Merlak
JADEK & Pensa D.O.O.—O.P.

Helena Miklavcic
LJUBLJANA DISTRICT
COURT, COMMERCIAL
LAWSUITS DEPARTMENT

Darja Miklavčič
ODVETNIKI ŠELIH &
PARTNERJI, O.P., D.O.O.

Matjaž Miklavčič
SODO D.O.O.

Aleksandra Mitić
KAVČIČ, BRAČUN &
PARTNERS, O.P., D.O.O.

Bojan Mlaj
ENERGY AGENCY OF THE
REPUBLIC OF SLOVENIA

Eva Možina
SCHOENHERR

Blaž Ogorevc
ODVETNIKI ŠELIH & PARTNERJI

Neli Okretič
JADEK & Pensa D.O.O.—O.P.

Rok Oman
OFIS ARHITEKTI

Ela Omersa
FABIANI, PETROVIČ, JERAJ, REJC
ATTORNEYS-AT-LAW LTD.

Sonja Omerza
DELOITTE

Matjaz Osvald
SODO D.O.O.

Maja Pangeršič
DELOITTE

Iris Pensa
LAW OFFICE JADEK & Pensa

Tamara Petrovic
ODVETNIKI ŠELIH & PARTNERJI

Tomaž Petrovič
FABIANI, PETROVIČ, JERAJ, REJC
ATTORNEYS-AT-LAW LTD.

Valdi Pincin
COMARL D.O.O.

Nataša Pipan-Nahtigal
ODVETNIKI ŠELIH & PARTNERJI

Petra Plevnik
LAW FIRM MIRO SENICA
AND ATTORNEYS LTD.

Bojan Podgoršek
NOTARIAT

Ester Prajs
LJUBLJANA COUNTY COURT

Luka Pregelj

Anja Primožič
DELOITTE

Nika Rebek
VEM OFFICE (AJPES
LJUBLJANA BRANCH)

Špela Remec
ODVETNIKI ŠELIH & PARTNERJI

Jasmina Rešidović
NOTARY OFFICE KOŠAK

Patricija Rot
JADEK & Pensa D.O.O.—O.P.

Andreja Šabec
FINANCIAL ADMINISTRATION
OF THE REPUBLIC OF SLOVENIA

Boštjan Sedmak
ODVETNIK SEDMAK

Branka Sedmak
JADEK & Pensa D.O.O.—O.P.

Tadej Sinkovec
SODO D.O.O.

Andreja Škofič Klanjšček
DELOITTE

Nives Slemenjak
SCHOENHERR

Kristijan Stamatovic
ALFA SP D.O.O. LOGISTICS

Rok Starc
NOTARY OFFICE KOŠAK

Gregor Strojini
SUPREME COURT

Maja Subic
LAW FIRM MIRO SENICA
AND ATTORNEYS LTD.

Tilen Terlep
LAWYER

Blanka Tome
VEM OFFICE (AJPES
LJUBLJANA BRANCH)

Žiga Urankar
JADEK & Pensa D.O.O.—O.P.

Katarina Vodopivec
SUPREME COURT

Ana Vran
FABIANI, PETROVIČ, JERAJ, REJC
ATTORNEYS-AT-LAW LTD.

Katja Wostner
BDO SVETOVANJE D.O.O.

Petra Zapašek
JADEK & Pensa D.O.O.—O.P.

Nina Žefran
DELOITTE

Tomaž Žganjar
VEM OFFICE (AJPES
LJUBLJANA BRANCH)

Ljuba Zupančič Čokert
LAW FIRM MIRO SENICA
AND ATTORNEYS LTD.

SOLOMON ISLANDS

CREDIT & DATA
BUREAU LIMITED

Agnes Atkin
MINISTRY OF LAND,
HOUSING AND SURVEY

Jesus Benito
EXPRESS FREIGHT
MANAGEMENT—
SOLOMON ISLANDS

Don Boykin
PACIFIC ARCHITECTS LTD.

Kenneth Bulehite
HONIARA CITY COUNCIL

Anthony Frazier

Julie Haro
PREMIERE GROUP OF
COMPANIES LTD.

Douglas Hou
PUBLIC SOLICITOR'S OFFICE

Sebastian Keso
TRADCO SHIPPING

Hegstad Koga
MINISTRY FOR JUSTICE
AND LEGAL AFFAIRS

Wayne Morris
MORRIS & SOJNOCKI
CHARTERED ACCOUNTANTS

Andrew Radclyffe

Chaniel Sani
HONIARA CITY COUNCIL

Gregory Joseph Sojnocki
MORRIS & SOJNOCKI
CHARTERED ACCOUNTANTS

Makario Tagini
GLOBAL LAWYERS,
BARRISTERS & SOLICITOR

Selwyn Takana
MINISTRY OF FINANCE
AND TREASURY

Cindrella Vanagi
HONIARA CITY COUNCIL

Pamela Wilde
MINISTRY FOR JUSTICE
AND LEGAL AFFAIRS

Yolande Yates
GOH & PARTNERS

SOMALIA

Hafsa Aamin

Nor Abdulle Afrah
BENADIR UNIVERSITY

Abdulkadir Ali Adow
MAYOR'S OFFICE AT THE
MUNICIPALITY OF MOGADISHU

Ahmed Aweis
MOGADISHU LAW OFFICE

Mohamed Dubad

Abdiwahid Osman Haji
MOGADISHU LAW OFFICE

Sadia Hasan

Mahdi Hassan
DARYEEL SHIPPING
AND FORWARDING

Abdirahman Hassan Wardere
MOGADISHU UNIVERSITY

Ahmed Jama Kheire
ADAMI GENERAL SERVICE

Ahmed Mahmoud

Mariam Mohamed

Hassan Mohamed Ali
MOGADISHU LAW OFFICE

Bashir Mohamed Sheikh
MOGADISHU UNIVERSITY

Mohamed Mohamoud Hashi
SOMALILAND LAWYERS
ASSOCIATION (SOLLA)

Ali Mohamud Mahadalle
HUAZ CLEARANCE AND
FORWARDING SERVICE

Osman Osman
MOGADISHU LAW OFFICE

SOUTH AFRICA

Nicolaos Akritidis
PARADIGM ARCHITECTS

Okyerebea Ampofo-Anti
WEBBER WENTZEL

Adriaan Basson
WINGMAN ACCOUNTING

Lauren Becker
WERKSMANS INC.

Kobus Blignaut
ATTORNEY

Stan Bridgens
SOUTH AFRICA INSTITUTE
OF ELECTRICAL ENGINEERS

Philippa Bruyns
GLYN MARAIS

Jeff Buckland
HOGAN LOVELLS

Ian Burger
NOVALEGAL

Mike Cary
NETACTIVE

Zamadeyi Cebisa
WEBBER WENTZEL

Vivien Chaplin
HOGAN LOVELLS

Brendon Christian
BUSINESS LAW BC

Saskia Cole
KIPD

Haydn Davies
WEBBER WENTZEL

Gretchen de Smit
ENSAFRICA

Lauren Fine
NORTON ROSE FULBRIGHT
SOUTH AFRICA

Monica Fourie
GLYN MARAIS

Brian Frank
GLYN MARAIS

Catherine Grainger
GWE ARCHITECTURE

Daneille Halters
TRANSUNION

Cynthia Hlongwane
TRANSGLOBAL

Ricky Infant
GIURICICH

Timothy Johnson
SAGE ARCHITECTS

Jonathan Jones
NORTON ROSE FULBRIGHT
SOUTH AFRICA

Raoul Kissun
NORTON ROSE FULBRIGHT
SOUTH AFRICA

Tiaan Klaassens
WINGMAN ACCOUNTING

Carlize Knoesen
DEPARTMENT OF RURAL
DEVELOPMENT AND
LAND REFORM

Lisa Koenig
TRANSUNION

Jeffrey Kron
NORTON ROSE FULBRIGHT
SOUTH AFRICA

Johnathan Leibbrandt
WEBBER WENTZEL

Eric Levenstein
WERKSMANS INC.

Jacques Maart
CITY OF JOHANNESBURG

Kyle Mandy
PWC SOUTH AFRICA

Johan Marais
SAAFF

Jabu Masondo
PWC SOUTH AFRICA

Patt Mazibuko
CITY OF JOHANNESBURG—
BUILDING DEVELOPMENT
MANAGEMENT

Terrick McCallum
BAKER MCKENZIE

Burton Meyer
CLIFFE DEKKER HOFMEYR INC.

Mahomed Fayaz Monga
GROSSKOPFF LOMBART
HUYBERCHTS &
ASSOCIATES ARCHITECTS

Tshepo Mongalo
MONASH SOUTH AFRICA

Darren Oliver
ADAMS & ADAMS

Noushaad Omarjee
SHEPSTONE & WYLIE

Graeme Palmer
GARLICHE & BOUSFIELD INC.

Marius Papefus
SOUTH AFRICAN
REVENUE SERVICE

Attie Pretorius
CLIFFE DEKKER HOFMEYR INC.

Malope Ramagaga
CITYPOWER

Lucinde Rhoodie
CLIFFE DEKKER HOFMEYR INC.

Wesley Rosslyn-Smith
UNIVERSITY OF PRETORIA

Ferdie Schneider
BDO

David Short
FAIRBRIDGES ATTORNEYS

Arvind Sinha
RCS PVT. LTD. BUSINESS
ADVISORS GROUP

Rajat Ratan Sinha
RCS PVT. LTD. BUSINESS
ADVISORS GROUP

Richard Steinbach
NORTON ROSE FULBRIGHT
SOUTH AFRICA

Janke Strydom
CLIFFE DEKKER HOFMEYR INC.

Maarten Strydom
STRYDOM M. & ASSOCIATES

James Tubb
BARLOWORLD EQUIPMENT

Nina Valetta
SHEPSTONE & WYLIE

Paul Vermeulen
CITYPOWER

Jean Visagie
PWC SOUTH AFRICA

Rory Voller
COMPANIES AND INTELLECTUAL
PROPERTY COMMISSION (CIPC)

Anthony Whittaker
CITYPOWER

St. Elmo Wilken
ENSAFRICA

Merwyn Wolder
REDLOW SOLAR POWER

SOUTH SUDAN

MINISTRY OF ELECTRICITY
AND DAMS

Victoria Adeng Madut
LIBERTY ADVOCATES LLP

Santino Tito Tipo Adibo

Mufti Othaneil Akum
MINISTRY OF JUSTICE

Roda Allison Dokolo
LOMORO & CO. ADVOCATES

Monyluak Alor Kuol
LIBERTY ADVOCATES LLP

Jimmy Araba Parata
ENGINEERING COUNCIL
OF SOUTH SUDAN

Gabriel Isaac Awow
MINISTRY OF JUSTICE

Leo Bouma
NEWTON LAW GROUP

Biong Kuol Deng
LAWYER

Kuethpiny Deng Nhumrom

Halim Gebeili
NEWTON LAW GROUP

Ajo Noel Julius Kenyi
AJO & CO. ADVOCATES

BENSON KARUIRUEY

Petro Maduk Deng
QATAR NATIONAL BANK
SOUTH SUDAN

Peter Pitya
MINISTRY OF HOUSING

Lomoro Robert Bullen
LOMORO & CO. ADVOCATES

Jeremiah Sauka
MINISTRY OF JUSTICE

David Taban
CIVICON LIMITED

James Tadiwe
NATIONAL CONSULTANTS
ASSOCIATION

Mut Turuk
TURUK & CO. ADVOCATES

Daniel Wani
ENGINEERING COUNCIL
OF SOUTH SUDAN

SPAIN

GRUPO AN

Basilio Aguirre
REGISTRO DE LA
PROPIEDAD DE ESPAÑA

Iñigo Alejandro
ASHURST LLP

Maria Alonso
DLA PIPER SPAIN SLU

Alfonso Alvarado Planas
DIRECCIÓN GENERAL DE
INDUSTRIA, ENERGÍA Y MINAS

Javier Álvarez
J&A GARRIGUES SLP

Jacobo Archilla Martín-Sanz
ASOCIACIÓN/
COLEGIO NACIONAL DE
INGENIEROS DEL ICAI

Serena Argente Escartín
RAPOSO BERNARDO
& ASSOCIADOS

Nuria Armas
BANCO DE ESPAÑA

Ana Armijo
ASHURST LLP

Cristina Ayo Ferrándiz
URÍA & MENÉNDEZ,
MEMBER OF LEX MUNDI

Denise Bejarano
PÉREZ-LLORCA

Monika Beltram
MONEREO MEYER
MARINEL-LO ABOGADOS

Vicente Bootello
J&A GARRIGUES SLP

Agustín Bou
JAUSAS

Antonio Bravo
EVERSHEDS NICEA

Laura Camarero
BAKER MCKENZIE

Lola Cano
BANCO DE ESPAÑA

Ignacio Castrillón Jorge
IBERDROLA DISTRIBUCIÓN
ELÉCTRICA SAU

Francisco Cervilla Sabio
HORTIQUALITY, S.L.

Miguel Cruz Amorós
PWC SPAIN

Leonardo Felice Cultrera
Muñoz

ASTER ABOGADOS

Mariana de la Rosa
URÍA & MENÉNDEZ,
MEMBER OF LEX MUNDI

Pelayo de Salvador Morell
DESALVADOR REAL

ESTATE LAWYERS

Iván Delgado González
PÉREZ-LLORCA

Rossanna D'Onza
BAKER MCKENZIE

Iván Escribano
J&A GARRIGUES SLP

Blanca Fernández Barjau
MINISTERIO DE ECONOMÍA,
INDUSTRIA Y COMPETITIVIDAD

Julia Fernández Esteban
EVERSHEDS NICEA

Pablo Fernández Martín
URÍA & MENÉNDEZ,
MEMBER OF LEX MUNDI

Ariadna Galimany
GÓMEZ-ACEBO &
POMBO ABOGADOS

Patricia García
BAKER MCKENZIE

Valentín García González
CUATRECASAS,
GONÇALVES PEREIRA

Borja García-Alamán
J&A GARRIGUES SLP

Ricardo García-Nieto
GNL RUSSELL BEDFORD
AUDITORES SL

Manuel Gomez
J&A GARRIGUES SLP

Marta Gomez
AYUNTAMIENTO DE MADRID

Ana Gómez
MONEREO MEYER
MARINEL-LO ABOGADOS

Juan Ignacio Gomeza Villa
NOTARIO DE BILBAO

Pilar Gonzalez Ariza
AYUNTAMIENTO DE MADRID

Flaminia González-Barba Bolza
WHITE & CASE

Alvaro González-Escalada
LOGESTA

Carmen González-Noain
BAKER MCKENZIE

David Grasa Graell
AGG

Andrés Herzog
FOURLAW ABOGADOS

Gabriele Hofmann
FOURLAW ABOGADOS

Alejandro Huertas León
J&A GARRIGUES SLP

Marta Jiménez
von Carstenn-Lichterfelde

DESALVADOR REAL
ESTATE LAWYERS

Marina Lorente
J&A GARRIGUES SLP

Alberto Lorenzo
BANCO DE ESPAÑA

Julio Isidro Lozano
LVA LUIS VIDAL + ARCHITECTS

Joaquín Macías
ASHURST LLP

Alberto Manzanares
ASHURST LLP

Daniel Marín
GÓMEZ-ACEBO &
POMBO ABOGADOS

Marina Martínez
BAKER MCKENZIE

Eduardo Martínez-Matosas
GÓMEZ-ACEBO &
POMBO ABOGADOS

Jorge Martín-Fernández
CLIFFORD CHANCE

Alberto Mata
THE SPAIN AMERICAN
BAR ASSOCIATION

José Manuel Mateo
J&A GARRIGUES SLP

Maria Jesús Mazo Venero
CONSEJO GENERAL
DEL NOTARIADO

José María Menéndez Sánchez
ASOCIACIÓN/
COLEGIO NACIONAL DE
INGENIEROS DEL ICAI

Valentín Merino López
VALENTÍN MERINO
ARQUITECTOS SL

Alberto Monreal Lasheras
PWC SPAIN

Pedro Moreira Dos Santos
SCA LEGAL SLP

Eva Mur Mestre
PWC SPAIN

Álex Nistal Vázquez
MONEREO, MEYER &
MARINEL-LO ABOGADOS SLP

Nicolás Nogueroles Peiró
COLEGIO DE REGISTRADORES
DE LA PROPIEDAD Y
MERCANTILES DE ESPAÑA

Rafael Núñez-Lagos de Miguel
URÍA & MENÉNDEZ,
MEMBER OF LEX MUNDI

Álvaro Felipe Ochoa Pinzón
J&A GARRIGUES SLP

Juan Oñate
LINKLATERS

Jorge Ortiz
EQUIFAX IBERICA

Francisco Pablo
DHL EXPRESS

Daniel Parejo Ballesteros
J&A GARRIGUES SLP

Julio Peralta de Arriba
WHITE & CASE

Patricia Pila
DLA PIPER SPAIN SLU

María José Plaza
ASOCIACIÓN/
COLEGIO NACIONAL DE
INGENIEROS DEL ICAI

Carlos Pol
JAUSAS

Carolina Posse
GÓMEZ-ACEBO &
POMBO ABOGADOS

Ignacio Quintana Elena
PWC SPAIN

Nelson Raposo Bernardo
RAPOSO BERNARDO
& ASSOCIADOS

Ana Ribera
JAUSAS

Kim Riddell
ANDALUS GLOBAL PRODUCE SL

Álvaro Rifá
URÍA & MENÉNDEZ,
MEMBER OF LEX MUNDI

Javier Rodríguez
GÓMEZ-ACEBO &
POMBO ABOGADOS

Eduardo Rodríguez-Rovira
URÍA & MENÉNDEZ,
MEMBER OF LEX MUNDI

Álvaro Rojo
J&A GARRIGUES SLP

Mireia Sabate
BAKER MCKENZIE

Eduardo Santamaría Moral
J&A GARRIGUES SLP

Pablo Santos Fita
DELOITTE ABOGADOS

Marcos Soberón
LINKLATERS

Raimon Tagliavini
URÍA & MENÉNDEZ,
MEMBER OF LEX MUNDI

Francisco Téllez de Gregorio
FOURLAW ABOGADOS

Adrián Thery
J&A GARRIGUES SLP

Alberto Torres Perez
AYUNTAMIENTO DE MADRID
Juan Verdugo
J&A GARRIGUES SLP
Fernando Vives Ruiz
J&A GARRIGUES SLP
Beatriz Montes Yebra
PÉREZ-LLORCA

SRI LANKA

ABU-GHAZALEH INTELLECTUAL
PROPERTY (AGIP)

ASHADI

Asanka Abeysekera
TIRUCHELVAM ASSOCIATES

Nihal Sri Ameresekere
CONSULTANTS 21 LTD.

Nandi Anthony
CREDIT INFORMATION
BUREAU OF SRI LANKA

Mohamed Anverally
ANVERALLY & SONS (PVT.) LTD.

Surangi Arawwawala
PWC SRI LANKA

Peshala Attygalle
NITHYA PARTNERS

Harsha Cabral
CHAMBERS OF
HARSHA CABRAL

Dilmini Cooray
D.L. & F. DE SARAM

Ranjith Dayananda
REGISTRAR GENERAL'S
DEPARTMENT

Savantha De Saram
D.L. & F. DE SARAM

Chamari de Silva
F.J. & G. DE SARAM

Suvendrini Dimbulana
D.L. & F. DE SARAM

Chamindi Ekanayake
NITHYA PARTNERS

Manjula Ellepola
F.J. & G. DE SARAM

Anjali Fernando
F.J. & G. DE SARAM

Ayomi Fernando
EMPLOYERS' FEDERATION
OF CEYLON

P.N.R. Fernando
COLOMBO MUNICIPAL
COUNCIL

Shanika Fernando
D.L. & F. DE SARAM

Saman Gamage
CEYLON ELECTRICITY BOARD

Thambippillai Gobalasingam
DELOITTE

Jivan Goonetilleke
D.L. & F. DE SARAM

Naomal Goonewardena
NITHYA PARTNERS

Shanaka Gunasekara
F.J. & G. DE SARAM

Ramal Gunasekera
LAN MANAGEMENT
DEVELOPMENT SERVICE

Shehara Gunasekera
F.J. & G. DE SARAM

Niranjala Gunatilake
TIRUCHELVAM ASSOCIATES

Thilanka Namalie
Haputhanthrie
JULIUS & CREASY

Hettiarachchi Hemaratne
THE COLOMBO TEA
TRADERS' ASSOCIATION

Dulanjani Hettiarachchi
F.J. & G. DE SARAM

M. Basheer Ismail
DELOITTE

David Jacob
FITS EXPRESS PVT. LTD.

Sonali Jayasuriya Rajapakse
ATTORNEY-AT-LAW

Shamalie Jayatunge
ATTORNEY-AT-LAW

Niral Kadawatharatchie
FREIGHT LINKS
INTERNATIONAL (PTE.) LTD.

H.E.I. Karunaratna
COLOMBO MUNICIPAL
COUNCIL

Chamila Karunaratne
F.J. & G. DE SARAM

Amila Karunaratne
FREIGHT LINE INTERNATIONAL
(PVT.) LTD.

Janaka Lakmal
CREDIT INFORMATION
BUREAU OF SRI LANKA

Oshadee Liyanapathirana
F.J. & G. DE SARAM

Heshan Mathugamage
DEPARTMENT OF REGISTRAR
OF COMPANIES

Jayavilal Meegoda
CEYLON ELECTRICITY BOARD

Sujeewa Mudalige
PWC SRI LANKA

Dunya Peiris
D.L. & F. DE SARAM

Priyantha Peiris
COLOMBO MUNICIPAL
COUNCIL

Dayaratne Perera
COLOMBO MUNICIPAL
COUNCIL

Nissanka Perera
PWC SRI LANKA

Nishan Premathirathne
CHAMBERS OF
HARSHA CABRAL

Hiranthi Ratnayake
PWC SRI LANKA

Sanjeewanie Ratnayake
CREDIT INFORMATION
BUREAU OF SRI LANKA

Mohamed Rizni
SPEED INTERNATIONAL
FREIGHT SYSTEMS LTD.

Shane Silva
JULIUS & CREASY

Volya Siriwardene
TIRUCHELVAM ASSOCIATES

Priya Sivagananathan
JULIUS & CREASY

Senai Somasekera
URBAN DEVELOPMENT
AUTHORITY OF SRI LANKA

Harshana Suriyapperuma
SECURITIES & EXCHANGE
COMMISSION

J.M. Swaminathan
JULIUS & CREASY

Shehara Varia
F.J. & G. DE SARAM

Hashintha Vidanapathir
TIRUCHELVAM ASSOCIATES

G.G. Weerakkody
COLOMBO MUNICIPAL
COUNCIL

Malsha Wickramasinghe
F.J. & G. DE SARAM

Oshani Wijewardena
D.L. & F. DE SARAM

John Wilson
JOHN WILSON PARTNERS

ST. KITTS AND NEVIS

Michella Adrien
THE LAW OFFICES OF
MICHELLA ADRIEN

Charlene Berry
SCOTIABANK

Neil Coates
GRANT THORNTON

Jan Dash
LIBURD AND DASH

Rayana Dowden
WEBSTER

Evelina E-M. Baptiste
MAGISTRATE COURT

Edward Gift
INLAND REVENUE AUTHORITY

Bernie Greaux
TROPICAL SHIPPING

Mechelle Liburd
DEPARTMENT OF LABOUR

Sherry-Ann Liburd-Charles
GONSALVES PARRY

Shaunette Pemberton
GRANT THORNTON

Reginald Richards
R & R ELECTRICAL
ENGINEERING AIR
CONDITIONING &
REFRIGERATION SERVICES LTD.

Sanshe N.N. Thompson
ST. KITTS ELECTRICITY
DEPARTMENT

Warren Thompson
CONSTRUCTION MANAGEMENT
AND CONSULTING
AGENCY INC. (CMCAI)

Deborah Tyrell
HALUX CORPORATION

Larry Vaughan
CUSTOMS AND EXCISE
DEPARTMENT

Leonora Walwyn
WALWYNLAW

Lennox Warner
LENNOX WARNER
AND PARTNER

Charles Wilkin QC
KELSICK, WILKIN & FERDINAND

ST. LUCIA

LUCELEC

Clive Antoine
MINISTRY OF SUSTAINABLE
DEVELOPMENT, ENERGY,
SCIENCE AND TECHNOLOGY

Natalie Augustin
GLITZENHIRN AUGUSTIN & CO.

Francis Belle
EASTERN CARIBBEAN
SUPREME COURT

Sardia Cenac-Prospere
FLOISSAC FLEMING
& ASSOCIATES

Sean Compton
MELON|DESIGN:ARCHITECTURE

Casey Destang
GRANT THORNTON

Geoffrey Duboulay
FLOISSAC FLEMING
& ASSOCIATES

Michael Duboulay
FLOISSAC FLEMING
& ASSOCIATES

Lydia Faisal
RICHARD FREDERICK AND
LYDIA FAISALS' CHAMBERS

Brenda Floissac-Fleming
FLOISSAC FLEMING
& ASSOCIATES

Peter I. Foster
PETER I. FOSTER & ASSOCIATES

Carol J. Gedeon
CHANCERY CHAMBERS

Garth George
ST. LUCIA ELECTRICITY
SERVICES LTD.

Cheryl Goddard-Dorville
FLOISSAC FLEMING
& ASSOCIATES

Claire Greene-Malaykhan
PETER I. FOSTER & ASSOCIATES

Leevie Herelle
HERELLE, LEEVIE & ASSOCIATES

Adrian Hilaire
ST. LUCIA AIR AND
SEAPORT AUTHORITY

Natasha James
EASTERN CARIBBEAN
SUPREME COURT

John Larcher
J.H. LARCHER'S ELECTRICS LTD.

Kareem Larcher
J.H. LARCHER'S ELECTRICS LTD.

Richard Peterkin
GRANT THORNTON

Trevor Philipe
TREVOR PHILIP AGENCIES LTD.

Martin S. Renee
RENEE'S CONSTRUCTION
COMPANY

Matthew T. Sargusingh
TRI-FINITY ASSOCIATES

Catherine Sealy

Renee St. Rose
PETER I. FOSTER & ASSOCIATES

Leandra Gabrielle Verneuil
CHAMBERS OF JENNIFER
REMY & ASSOCIATES

ST. VINCENT AND THE GRENADINES

Michaela N. Ambrose
BAPTISTE & CO. LAW FIRM

Kay R.A. Bacchus-Browne
KAY BACCHUS-BROWNE
CHAMBERS

Rene M. Baptiste
BAPTISTE & CO. LAW FIRM

Odelinda Barbour
BAPTISTE & CO. LAW FIRM

Aurin Bennett
AURIN BENNETT ARCHITECTS

Graham Bollers
REGAL CHAMBERS

Mikhail A.X. Charles
BAPTISTE & CO. LAW FIRM

Paula E. David
SAUNDERS & HUGGINS

Casey Destang
GRANT THORNTON

Vilma Diaz de Gonsalves
CORPORATE SERVICES INC.

Su Fraser
SENTINEL LAW
Michael Gibson
GIBSON CONSTRUCTION LTD.

Stanley Harris
ST. VINCENT ELECTRICITY
SERVICES LTD.

Isaac Legair
DENNING

Moulton Mayers
MOULTON MAYERS
ARCHITECTS

Richard Peterkin
GRANT THORNTON

Michael Richards
GLOBALINK LOGISTICS GROUP

Trevor Thompson
TVA CONSULTANT

Arthur F. Williams
WILLIAMS & WILLIAMS

Stephen Williams
WILLIAMS & WILLIAMS

SUDAN

ABU-GHAZALEH INTELLECTUAL
PROPERTY (AGIP) TMP
AGENTS CO. LTD.

Omer Abdel Ati

Ali Abdelrahman Khalil
SHAMI, KHALIL &
SIDDIQ ADVOCATES

Abnaa Sayed Elobied
ABNAA SAYED ELOBIED—
AGRO EXPORT

Wala Hassan Aboalela
EL KARIB & MEDANI
ADVOCATES

Mohamed Ibrahim Adam
DR. ADAM & ASSOCIATES

Ahmed Eldirdiri
SUDANESE COMMERCIAL
LAW OFFICE (SCLO)

Afaf Abdalrahman Elgozuli
MINISTRY OF AGRICULTURE
AND FOREST

Ahmed M. Elhaili
AMERICAN SUDANESE
CONSULTING INC.

Awadallah Elshaikh

Hatim Elshoush
EL BARKAL ENGINEERING
COMPANY

Amr Hamad Omar
EMIRATES ISLAMIC BANK

Intisar Ibrahim

Ahmed Mahdi
MAHMOUD ELSHEIKH OMER
& ASSOCIATES ADVOCATES

Amin Mekki Medani
EL KARIB & MEDANI
ADVOCATES

Abdein Mohamed
CIASA

Somia Mohamed
DARKA FOR TRADING &
SERVICES CO. LTD.

Tariq Mubarak
EL KARIB & MEDANI
ADVOCATES

Abdulkhakim Omar
SDV LOGISTICS

Nafisa Omer
OMER ABDELATI LAW FIRM
Mohamed Alaaeldin Osman
DARKA FOR TRADING &
SERVICES CO. LTD.

Enas Salih
SHAMI, KHALIL &
SIDDIG ADVOCATES

Wafa Shami
SHAMI, KHALIL &
SIDDIG ADVOCATES

Husameldin Taha
SUDANESE COMMERCIAL
LAW OFFICE (SCLO)

Marwa Taha
SHAMI, KHALIL &
SIDDIG ADVOCATES

Abdel Gadir Warsama Ghalib
DR. ABDEL GADIR
WARSAMA GHALIB &
ASSOCIATES LEGAL FIRM

Tag Eldin Yamani Sadig
MONTAG TRADING &
ENGINEERING CO. LTD.

Mohamed Zain
KAYAN CONSULTANCY

SURINAME

AURORA ARCHITECTS

NOTARIAAT BLOM

Robert Bottse
HBN LAW

Anneke Chin-A-Lin

Norman Doorson
MANAGEMENT INSTITUTE GLIS

Marcel K. Eyndhoven
N. V. ENERGIEBEDRIJVEN
SURINAME

Rachelle Jong-Along-Asan
HAKRINBANK NV

Siegfried Kenschwil
KPMG

Hans Limapo
LIM A. PO LAW FIRM

Satish Mahe
HAKRINBANK NV

Henk Naarendorp
CHAMBER OF COMMERCE
& INDUSTRY

Joanne Pancham
CHAMBER OF COMMERCE
& INDUSTRY

Marcel Persad
BELASUR SERVICES

Edwards Redjosentone
N. V. ENERGIEBEDRIJVEN
SURINAME

Adiel Sakoer
NV EKLIPZE LOGISTICS

Prija Soechitram
CHAMBER OF COMMERCE
& INDUSTRY

Albert D. Soedamah
LAWFIRM SOEDAMAH
& ASSOCIATES

Joanne Tanoesemito
VSH SHIPPING

Jane Peggy Tjon
COSTER ADVOCATEN

Maureen Tjon Jaw Chong

Silvano Tjong-Ahin
MANAGEMENT INSTITUTE GLIS

Carol-Ann Tjon-Pian-Gi
LAWYER AND SWORN
TRANSLATOR

Milton van Brussel
BDO

Nailah Van Dijk
LAW FIRM VAN DIJK-SILOS

Jennifer van Dijk-Silos
LAW FIRM VAN DIJK-SILOS

Baboelal Widjandra
CHAMBER OF COMMERCE
& INDUSTRY

Andy Wong
N. V. ENERGIEBEDRIJVEN
SURINAME

Anthony Wong
GENERAL CONTRACTORS
ASSOCIATION OF SURINAME

SWEDEN

STOCKHOLM CITY HALL

Charles Andersson
HAMILTON

Therese Andersson
ÖHRLINGS
PRICEWATERHOUSECOOPERS
AB

Alexandra Berglin
WHITE & CASE

Mats Berter
MAQS LAW FIRM

Alexander Broch
ÖRESUNDS REDOVISNING AB

Laura Carlson
STOCKHOLM UNIVERSITY,
DEPARTMENT OF LAW

Åke Dahlqvist
UC

Lars Hartzell
ELMZELL ADVOKATBYRÅ AB,
MEMBER OF IUS LABORIS

Elisabeth Heide
ASHURST ADVOKATBYRÅ AB

Erik Hygrell
WISTRAND ADVOKATBYRÅ

Kim Jokinen
ÖHRLINGS
PRICEWATERHOUSECOOPERS
AB

Jarle Kjellingtveit
UNIL AS

Rikard Lindahl
ADVOKATFIRMAN VINGE KB,
MEMBER OF LEX MUNDI

Dennis Lindén
LANTMÄTERIET

Thomas Lindqvist
HAMMARSKIÖLD & CO.

Sofia Lysén
ELMZELL ADVOKATBYRÅ AB,
MEMBER OF IUS LABORIS

Christoffer Monell
MANNHEIMER SWARTLING
ADVOKATBYRÅ

Farzad Niroumand
BAKER MCKENZIE

Karl-Arne Olsson
WESSLAU SODERQVIST
ADVOKATBYRÅ

Fredrik Osvold
HAMMARSKIÖLD & CO.

Jesper Schönbeck
ADVOKATFIRMAN VINGE KB,
MEMBER OF LEX MUNDI

Mikael Söderman
ADVOKATFIRMAN
BASTLING & PARTNERS

Heléne Thorgren
BOLAGSVERKET—SWEDISH
COMPANIES REGISTRATION
OFFICE (SCRO)

Jesper Tiberg
ADVOKATFIRMAN LINDAHL

Albert Wällgren
ADVOKATFIRMAN VINGE KB,
MEMBER OF LEX MUNDI

Magnus Wennerhorn
WHITE & CASE

Camilla Westerlund
ALPHAGLOBE LOGISTICS

SWITZERLAND

DIAZ REUS & TARG LLP

Christine Bassanello
PWC SWITZERLAND

Marc Bernheim
STAIGER ATTORNEYS-
AT-LAW LTD.

Ralf Brink
ABACUS SHIPPING

Lukas Bühlmann
PWC SWITZERLAND

Martin Burkhardt
LENZ & STAEHELIN

Massimo Calderan
ALTENBURGER LTD.
LEGAL + TAX

Ivo Cathry
FRORIEP LEGAL AG

Geonata Dolotte
AZ ELEKTRO AG

Stefan Eberhard
OBERSON ABELS SA

Suzanne Eckert
WENGER PLATTNER

Jana Essebier
VISCHER AG

Stefan Fahrlander
FAHRLÄNDER PARTNER
AG / FPPE

Robert Furter
PESTALOZZI, MEMBER
OF LEX MUNDI

Gaudenz Geiger
STAIGER ATTORNEYS-
AT-LAW LTD.

Riccardo Geiser
ALTENBURGER LTD.
LEGAL + TAX

Matthias Giger
CEVA LOGISTICS

Thomas H. Henle
IL INDUSTRIE-LEASING LTD.

Nicolas Herzog
NIEDERMANN RECHTSANWÄLTE

Jakob Hoehn
PESTALOZZI, MEMBER
OF LEX MUNDI

Patrick Hünerwadel
LENZ & STAEHELIN

Sara Ianni-Mullins
VISCHER AG

David Jenny
VISCHER AG

L. Mattias Johnson
FRORIEP LEGAL AG

Cyrill Kaeser
LENZ & STAEHELIN

Michael Kramer
PESTALOZZI, MEMBER
OF LEX MUNDI

Valerie Meyer Bahar
NIEDERER KRAFT FREY AG

Kaia Miller
EY

Konrad Moor
BÜRGI NÄGELI LAWYERS

Marco Mühlemann
EY

Clarissa Muschner
LENZ & STAEHELIN

Daniela Reinhardt
PWC SWITZERLAND

Roman Rinderknecht
EY

Ueli Schindler
AECOMI/URS

Daniel Schmitz
PWC SWITZERLAND

Corinne Studer
HANDELSREGISTERAMT
DES KANTONS ZÜRICH

Patrick Weber
EKZ ELEKTRIZITÄTSWERKE
DES KANTONS ZÜRICH

Marc Zimmermann
LENZ & STAEHELIN

SYRIAN ARAB REPUBLIC

Joy AbiKhalil
PWC LEBANON

Alaa Ahmad
SYRIAN STRATEGIC THINK
TANK RESEARCH CENTER

Mouazza Al Ashhab
AUDITING CONSULTING
ACCOUNTING CENTER

Layla Alsamman
DELOITTE

Jamil Ammar
RUTGERS LAW SCHOOL

Ghada Armali
SARKIS & ASSOCIATES

Nada Elsayed
PWC LEBANON

Anas Ghazi
MEETHAK—LAWYERS
& CONSULTANTS

Mamon Katbeh
CENTRAL BANK OF SYRIA

Hussein Khaddour
SYRIAN LEGAL BUREAU

Guevara Mihoub
HEKMIEH GROUP

Alaa Nizam
ALAA NIZAM LAW FIRM

Gabriel Oussi
OUSSI LAW FIRM

Ramez Raslan
COMMERCE & ENGINEERING
CONSULTANTS

Mohammad Samoury
PWC LEBANON

Fadi Sarkis
SARKIS & ASSOCIATES

Arem Taweel
EBRAHEEM TAWHEEL
LAW OFFICE

Ebraheem Taweel
EBRAHEEM TAWHEEL
LAW OFFICE

TAIWAN, CHINA

Ginny Chang
PAMIR LAW GROUP

Jersey Chang
PRICEWATERHOUSECOOPERS
LEGAL

Kuo-Ming Chang
JOINT CREDIT
INFORMATION CENTER

Patricia Chang
PRICEWATERHOUSECOOPERS
LEGAL

Victor Chang
LCS & PARTNERS

Cherry Chen
TSAR & TSAI LAW FIRM,
MEMBER OF LEX MUNDI

Chih-yu Chen
NATIONAL DEVELOPMENT
COUNCIL REGULATORY
REFORM CENTER

Christine Chen
WINKLER PARTNERS

Daniel Chen
WINKLER PARTNERS

Edgar Y. Chen
TSAR & TSAI LAW FIRM,
MEMBER OF LEX MUNDI

Hui-Ling Chen
MINISTRY OF LABOR

Jean Chen
NATIONAL DEVELOPMENT
COUNCIL REGULATORY
REFORM CENTER

Lan Chun Chen
NATIONAL DEVELOPMENT
COUNCIL REGULATORY
REFORM CENTER

Nicholas V. Chen
PAMIR LAW GROUP

Yo-Yi Chen
FORMOSA TRANSNATIONAL

Chun-Yih Cheng
FORMOSA TRANSNATIONAL

Hsin-Hsin Cheng
WINKLER PARTNERS

Lin Chih-Hsien
NATIONAL DEVELOPMENT
COUNCIL REGULATORY
REFORM CENTER

Dennis Chou
VIA JUSTICE LAW OFFICES

Li-Li Chou
PWC TAIWAN

Philip T. C. Fei
FEI & CHENG ASSOCIATES

Mark Harty
LCS & PARTNERS

Ken-Chih Hsieh
MINISTRY OF
ECONOMIC AFFAIRS

Sophia Hsieh
TSAR & TSAI LAW FIRM,
MEMBER OF LEX MUNDI

Chiayu Hsu
TAIPOWER

Chin-Yun Hsu
SECURITIES AND FUTURES
BUREAU, FINANCIAL
SUPERVISORY COMMISSION

Sylvia Hsu
PRICEWATERHOUSECOOPERS
LEGAL

Alina Huang
JUDICIAL YUAN

Ariel Huang
LCS & PARTNERS

Jamie Huang
HUANG & PARTNERS

Margaret Huang
LCS & PARTNERS

Charles Hwang
YANGMING PARTNERS

Yan-Shuen Jen
NATIONAL DEVELOPMENT
COUNCIL REGULATORY
REFORM CENTER

Lin Jim
TOPTECH ELECTRICAL
CONSULTANT

Gloria Juan
YANGMING PARTNERS

Avis Kuo
TBBC LTD.

En-Fong Lan
PRIMORDIAL LAW FIRM

Grace Lan
YANGMING PARTNERS

Jenny Lee
PAMIR LAW GROUP

Hans Li
TBBC LTD.

John Li
LCS & PARTNERS

Justin Liang
BAKER MCKENZIE

Angela Lin
LEXCEL PARTNERS

Chin-Hung Lin
CUSTOMS ADMINISTRATION
OF TAIWAN

Frank Lin
REXMED INDUSTRIES CO. LTD.

Jeffrey Lin
JOINT CREDIT
INFORMATION CENTER

Kien Lin
JOINT CREDIT
INFORMATION CENTER

Liang Chia Lin
TEIKOKU HEAVY INDUSTRIES

Ming-Yen Lin
DEEP & FAR,
ATTORNEYS-AT-LAW

Nelson J. Lin
HUANG & PARTNERS

Rich Lin
LCS & PARTNERS

Sheau Chyng Lin
PRIMORDIAL LAW FIRM

Veronica Lin
EIGER

Julia Liu
BOLLORÉ LOGISTICS
TAIWAN LTD.

Stacy Lo
LEXCEL PARTNERS

Wei-Chen Lo
FINANCIAL SUPERVISORY
COMMISSION,
BANKING BUREAU

Judy Lu
LEE AND LI,
ATTORNEYS-AT-LAW

Su-Chen Lu
NATIONAL PROPERTY
ADMINISTRATION

Wan-Chu Lu
MINISTRY OF INTERIOR

Mark Ohlson
YANGMING PARTNERS

Lawrence S. Ong
PRICEWATERHOUSECOOPERS
LEGAL

Patrick Pai-Chiang Chu
LEE AND LI,
ATTORNEYS-AT-LAW

Yu-san Huang Peihuan Sung
TAIWAN STOCK EXCHANGE
CORPORATION

Jin-Fang Pun
CHEN, SHYUU & PUN

Lloyd Roberts
EIGER

Ching-Ping Shao
COLLEGE OF LAW, NATIONAL
TAIWAN UNIVERSITY

Yen-Fun Shih
VIA JUSTICE LAW OFFICES

Melody Tai
TBBC LTD.

Hsiang-Wei Tang
MINISTRY OF LABOR

Scarlett Tang
TSAR & TSAI LAW FIRM,
MEMBER OF LEX MUNDI

Ming Teng
YANGMING PARTNERS

Bee Leay Teo
BAKER MCKENZIE

David Tien
LEE AND LI,
ATTORNEYS-AT-LAW

David Tsai
LEXCEL PARTNERS

Eric Tsai
PRICEWATERHOUSECOOPERS
LEGAL

Lu-Fa Tsai
DEEP & FAR,
ATTORNEYS-AT-LAW

Huan-Kai Tseng
PWC TAIWAN

Vivian W. Chen
PWC TAIWAN

Antoine Wang
TBBC LTD.

Evangeline Wang
BAKER MCKENZIE

Fran Wang
YANGMING PARTNERS

Richard Watanabe
PWC TAIWAN

Yen-yi Wu
WINKLER PARTNERS

Yu-Lian Xie
NATIONAL DEVELOPMENT
COUNCIL REGULATORY
REFORM CENTER

Alex Yeh
LCS & PARTNERS

TAJIKISTAN

CUSTOMS SERVICE UNDER
THE GOVERNMENT OF THE
REPUBLIC OF TAJIKISTAN

Timur Abdulaev
LEGAL CONSULTING GROUP

Bakhtiyor Abdulloev
ABM TRANS SERVICE LLC

Manuchehr Abdusamadzoda
CIBT—CREDIT INFORMATION
BUREAU IN TAJIKISTAN

Zarrina Adham
CISC MDO HUMO

Zulfiya Akchurina
GRATA INTERNATIONAL

Ilhom Amirhonov
ABM TRANS SERVICE LLC

Dzhamshed Asrorov
CISC MDO HUMO

Gulanor Atobek
DELOITTE & TOUCHE LLC

Dzhamshed Buzurukov
ISFARAFOOD LLC

Petar Chakarov
HEALY CONSULTANTS
GROUP PLC

Firuz Chorsanbieva
CENTIL LAW FIRM

Daler Dusmatov
ISFARAFOOD LLC

Akhroir Edgarov
CISC MDO HUMO

Manvel Harutyunyan
GRANT THORNTON LLP

Gulnoz Hisamutdinova
CENTRE OF PLANT PROTECTION
OF TAJIK ACADEMY OF
AGRICULTURAL SCIENCE OF
REPUBLIC OF TAJIKISTAN

Ashraf Sharifovich Ikromov
ARCHIDEYA CONSULTING LLC

Elena Kaeva
PWC KAZAKHSTAN

Shahbozi Kamoliyon
NATIONAL BANK OF TAJIKISTAN

Assel Khamzina
PWC KAZAKHSTAN

Alisher Khoshimov
CENTIL LAW FIRM

Valeriy Kim
ASSOCIATION OF BANKS
OF TAJIKISTAN

Khurshed Mirziyoev
TAX COMMITTEE UNDER
GOVERNMENT OF THE
REPUBLIC OF TAJIKISTAN

Kamoliddin Mukhamedov
GRATA INTERNATIONAL

Rustam Nazrishi
NAZRISHO & MIRZOEV
LAW FIRM LLC

Temirlan Nildibayev
PWC KAZAKHSTAN

Bahodur Nurov
GRATA INTERNATIONAL

Anjelika Pazdnyakova
GRANT THORNTON LLP

Faizali Rajabov
ASSOCIATION OF
CONSTRUCTORS OF TAJIKISTAN

Firdavs S. Mirzoev
NAZRISHO & MIRZOEV
LAW FIRM LLC

Aisanat Safarbek
GRATA INTERNATIONAL

Nadir Saidovich
SAID LTD.

Iskandar Salimov
MDO DASTRAS

Emin Sanginzoda
MINISTRY OF LABOR,
MIGRATION AND EMPLOYMENT
OF POPULATION

Kanat Seidaliev
GRATA INTERNATIONAL

Marina Shamilova
LEGAL CONSULTING GROUP

Takdir Sharifov
TAKDIR SHARIFOV
PRIVATE PRACTITIONER

Rezvon Sharipov
BARKI TOJIK

Abdujabbor Shirinov
NATIONAL BANK OF TAJIKISTAN

Sherzod Sodatkadamov
NAZRISHO & MIRZOEV
LAW FIRM LLC

Shukhrat Temirov
UNODC TAJIKISTAN

Aliya Utegaliyeva
PWC KAZAKHSTAN

Ahror Yadgarov
CISC MDO HUMO

TANZANIA

ILALA MUNICIPAL COUNCIL

Aloys Bahebe
ALOYS & ASSOCIATES

Valery Djamby
BOLLORÉ AFRICA LOGISTICS

Lydia Dominic

Luka Elingaya
EAST AFRICAN LAW CHAMBERS

Esther April Enners
CRB AFRICA LEGAL

Bosco R. Gadi
BUSINESS REGISTRATIONS AND
LICENSING AGENCY (BRELA)

Asma Hilal
CRB AFRICA LEGAL

Lincoln P. Irungu
DL SHIPPING COMPANY LTD.

Anitha Ishengoma
TANESCO LTD.

Sophia D. Issa
ATZ LAW CHAMBERS

Sujata Jaffer
NEXIA SJ TANZANIA

Johnson Jasson
JOHNSON JASSON &
ASSOCIATES ADVOCATES

Haika-Belinda John Macha
VEMMA CONSULT ATTORNEYS

Edward John Urio
TANZANIA FREIGHT
FORWARDERS ASSOCIATION

Evarist Kameja
MKONO & CO. ADVOCATES

Njerii Kanyama
ENSAFRICA TANZANIA
ATTORNEYS

Frank Kanyusi
BUSINESS REGISTRATIONS AND
LICENSING AGENCY (BRELA)

Denis Leka
MKONO & CO. ADVOCATES

Adam Lovett
NORTON ROSE FULBRIGHT

Stanley Mabiti
ABENRY & COMPANY
ADVOCATES

Nkanwa Magina
BANK OF TANZANIA

Siri A. Malai
MALAI FREIGHT
FORWARDERS LTD.

Sunil Maru
SUMAR VARMA ASSOCIATES

Umaia Masoli
BANK OF TANZANIA

Lydia Massawe
NMM ATTORNEYS

Loveluck Meena
VEMMA CONSULT ATTORNEYS

Andrew Mkapa
BUSINESS REGISTRATIONS AND
LICENSING AGENCY (BRELA)

Nimrod Mkono
MKONO & CO. ADVOCATES

Deogratus Mmasy
PWC KENYA

Freddy Moshy
TANZANIA REVENUE
AUTHORITY

Mirumbe Mseti
PWC TANZANIA

Ayoub Mtafya
NEXLAW ADVOCATES

Jonathan Mugila
FB ATTORNEYS

Irene Mwanika
ABENRY & COMPANY
ADVOCATES

Angel Mwesiga
ABENRY & COMPANY
ADVOCATES

Deogratus Myamani
BANK OF TANZANIA

Stella Ndikimi
EAST AFRICAN LAW CHAMBERS

Raymond Ngatuni
ENSAFRICA TANZANIA
ATTORNEYS

Alex Thomas Nguluma
ENSAFRICA TANZANIA
ATTORNEYS

Shamiza Ratansi
ATZ LAW CHAMBERS

Charles R.B. Rwechungura
CRB AFRICA LEGAL

Patrick Sanga
VEMMA CONSULT ATTORNEYS

Jacqueline Silaa
ATZ LAW CHAMBERS

Eve Hawa Sinare
REX CONSULTING LIMITED

Ambassador Mwanaidi Sinare
Maajar
ENSAFRICA TANZANIA
ATTORNEYS

Miriam Sudi
PWC TANZANIA

David Tarimo
PWC TANZANIA

Mark Tindamanyire
EAST AFRICAN LAW CHAMBERS

Camilla Yusuf
CRB AFRICA LEGAL

THAILAND

CUSTOMS STANDARD
PROCEDURE AND
VALUATION DIVISION

EASTERN TECHNICAL
ENGINEERING PUBLIC CO. LTD.

MESI ENGINEERING CO. LTD.

METROPOLITAN
ELECTRICITY AUTHORITY

MINISTRY OF FINANCE

TVL GLOBAL LOGISTICS

Panida Agkavikai
BANGKOK GLOBAL LAW
OFFICES LIMITED

Chavapol Akkaravoranun
BAKER MCKENZIE

Somsak Anakkasela
PWC THAILAND

- Salinthip Anpattanakul
SILK LEGAL COMPANY LTD.
- Puangrat Anusanti
EY
- Janist Aphornratana
TMF THAILAND LIMITED
- Jongruk Areewong
BANGKOK GLOBAL LAW
OFFICES LIMITED
- Parena Arsiranant
BANGKOK GLOBAL LAW
OFFICES LIMITED
- Amara Bhuwanawat
SIAM PREMIER INTERNATIONAL
LAW OFFICE LIMITED
- Jayavadh Bunnag
INTERNATIONAL LEGAL
COUNSELLORS THAILAND
LIMITED (ILCT)
- Koravee Buranayoughkul
JUSLAWS & CONSULT
- Thanakorn Busarasopitkul
PWC THAILAND
- Guillaume Busschaert
COMIN THAI ENGINEERING
SOLUTIONS CO. LTD.
- Brendan Carroll
BAKER MCKENZIE
- Nopadol Chaipunya
BANGKOK METROPOLITAN
ADMINISTRATION
- Panuwat Chaistaporn
NORTON ROSE FULBRIGHT
(THAILAND) LIMITED
- Panotporn Chalodhorn
OFFICE OF THE JUDICIARY
- Aye Chananan
PANU & PARTNERS
- Albert T. Chandler
CHANDLER MHM LIMITED
- Isorn Chandrawong
PROFESSIONAL ADVISORY
& LAW LIMITED
- Udomphan Chantana
DEPARTMENT OF LANDS
- Monvasa Charoenkhan
LS HORIZON LIMITED
- Phadet Charoensivakon
NATIONAL CREDIT
BUREAU CO. LTD.
- Damrong Charoenying
BANGKOK METROPOLITAN
ADMINISTRATION
- Chulaphan Chettha
HUGHES KRUPICA
CONSULTING CO. LTD.
- Cheewin Chiangkan
BAKER MCKENZIE
- Chinnavat Chinsangaram
WEERAWONG, CHINNAVAT
& PARTNERS LTD.
- Weerawong Chittmittrapap
WEERAWONG, CHINNAVAT
& PARTNERS LTD.
- Sukhontha Cholchawalit
INTERNATIONAL LEGAL
COUNSELLORS THAILAND
LIMITED (ILCT)
- Sutinee Chongkriengkrai
BANGKOK GLOBAL LAW
OFFICES LIMITED
- Bhuvadol Chongsathiratham
LS HORIZON LIMITED
- Suphakorn Chueabunchai
CHANDLER MHM LIMITED
- Suwanna Chuerboonchai
SECURITIES AND EXCHANGE
COMMISSION
- Nuttita Chungswat
ANTARES ADVISORY LTD.
- Samruay Daengduang
DEPARTMENT OF BUSINESS
DEVELOPMENT, MINISTRY
OF COMMERCE
- Monnira Danwiwat
BANGKOK GLOBAL LAW
OFFICES LIMITED
- Thanathat Ghonkaew
COMIN THAI ENGINEERING
SOLUTIONS CO. LTD.
- Odel Gimena
SIAM LEGAL
- Thirapa Glinsukon
PWC THAILAND
- Suradech Hongsa
DFDL (THAILAND) LIMITED
- Chalermopol Intarasing
TILLEKE & GIBBINS
- Monthchai Itisurasing
LEED AP
- Khwan Jarupaiboon
BANGKOK GLOBAL LAW
OFFICES LIMITED
- Pawee Jongrungrueang
CHANDLER MHM LIMITED
- Kanok Jullamon
THE SUPREME COURT
OF THAILAND
- Suthatip Jullamon
THE SUPREME COURT
OF THAILAND
- Wallaya Kaewrungruang
SIAM COMMERCIAL BANK PCL
- Nuttinee Kaewsa-ard
NATIONAL CREDIT
BUREAU CO. LTD.
- Piti Kerdpu
THANATHIP & PARTNERS
COUNSELLORS LIMITED
- Bernard Kersting
SILK LEGAL COMPANY LTD.
- Prapaipan Khantayaporn
PROVINCIAL ELECTRICITY
AUTHORITY
- Jonathan Khaw
TILLEKE & GIBBINS
- Somboon Kitiyansub
NORTON ROSE FULBRIGHT
(THAILAND) LIMITED
- Amnart Kongsakda
BANGKOK GLOBAL LAW
OFFICES LIMITED
- Yanaphat Kongyen
SIAM PREMIER INTERNATIONAL
LAW OFFICE LIMITED
- Supajit Koosittiphon
RAJAH & TANN
- Punjaborn Kosolkitiwong
DEJ-UDOM & ASSOCIATES
- Thanadech Kotchasap
SOUTHEAST ASIA
TECHNOLOGY CO. LTD.
- Dej-Udom Krairit
DEJ-UDOM & ASSOCIATES
- Alan Laichareonsup
TILLEKE & GIBBINS
- Phannarat La-Ongmanee
TMF THAILAND LIMITED
- Chanida Leelanuntakul
BAKER MCKENZIE
- William Lehane
SIAM PREMIER INTERNATIONAL
LAW OFFICE LIMITED
- Woraphong Leksakulchai
HUGHES KRUPICA
CONSULTING CO. LTD.
- Sakchai Limsiripothong
WEERAWONG, CHINNAVAT
& PARTNERS LTD.
- Kittirut Kevin Luecha
CBSC LAW OFFICES
- Arunee Mahathorn
THANATHIP & PARTNERS
COUNSELLORS LIMITED
- Florian Maier
ANTARES ADVISORY LTD.
- Douglas D. Mancill
DEACONS
- Ploy Maneepaksin
THANATHIP & PARTNERS
COUNSELLORS LIMITED
- Thanissorn Masuchand
BAKER MCKENZIE
- Rudeewan Mikhanorn
EY
- Christian Moser
JUSLAWS & CONSULT
- Anuwat Ngamprasertkul
PWC THAILAND
- Permrak Nitviboon
BANGKOK GLOBAL LAW
OFFICES LIMITED
- Warintorn Ongart
BANGKOK GLOBAL LAW
OFFICES LIMITED
- Surapol Opasatien
NATIONAL CREDIT
BUREAU CO. LTD.
- Wynn Pakdeejit
BAKER MCKENZIE
- Pinij Panaviwat
C.K. & P. ELECTRIC CO. LTD.
- Krit Panyawongkhanti
THANATHIP & PARTNERS
COUNSELLORS LIMITED
- Krit Pasit
THAI ELECTRICAL AND
MECHANICAL CONTRACTORS
ASSOCIATION
- Panu Patani
PANU & PARTNERS
- Athiwuth Phanprechakij
CHANDLER MHM LIMITED
- Nutthakar Phongphunpunya
BANGKOK GLOBAL LAW
OFFICES LIMITED
- Suriyan Phoosaha
PEL ENGINEERING CO. LTD.
- Chanidapa Pichidgarncar
THAI ELECTRICAL AND
MECHANICAL CONTRACTORS
ASSOCIATION
- Pakinee Pipatpoka
NATIONAL CREDIT
BUREAU CO. LTD.
- Viroj Piyawattanametha
BAKER MCKENZIE
- Kiratika Poonsombudlert
CHANDLER MHM LIMITED
- Ruengrit Pooprasert
BLUMENTHAL RICHTER
& SUMET
- Meng Porntanasawat
SIAM LEGAL
- Prai Pralardnetr
DEPARTMENT OF BUSINESS
DEVELOPMENT, MINISTRY
OF COMMERCE
- Predee Pravichpaibul
WEERAWONG, CHINNAVAT
& PARTNERS LTD.
- Simon Z. Rajan
DFDL (THAILAND) LIMITED
- Apisit Sean Rangpetch
CBSC LAW OFFICES
- Rangsima Rattana
LEGAL EXECUTION
DEPARTMENT
- Vunnipa Ruamrangsri
PWC THAILAND
- Sarawut Ruamsamak
PANU & PARTNERS
- Chaiwat Rungsipanodorn
BANGKOK METROPOLITAN
ADMINISTRATION
- Supanut Sam Saenewong
Na Ayudtaya
CBSC LAW OFFICES
- Jedsarit Sahussarungsi
WEERAWONG, CHINNAVAT
& PARTNERS LTD.
- Sawat Sangkavit
SIAM PREMIER INTERNATIONAL
LAW OFFICE LIMITED
- Rukchart Sanguanchart
SOUTHEAST ASIA
TECHNOLOGY CO. LTD.
- Natcha Saowapaklimkul
NORTON ROSE FULBRIGHT
(THAILAND) LIMITED
- Maythawee Sarathai
MAYER BROWN JSM
- Peangnate Sathiensopon
CHANDLER MHM LIMITED
- Ubolmas Sathiensopon
CHANDLER MHM LIMITED
- Peangnate Sawatdipong
CHANDLER MHM LIMITED
- Anong Seehapan
INTERNATIONAL LEGAL
COUNSELLORS THAILAND
LIMITED (ILCT)
- Thosaporn Sirisumphand
OFFICE OF THE PUBLIC SECTOR
DEVELOPMENT COMMISSION
- Panya Sittsakonsin
BAKER MCKENZIE
- Chawaluck Sivayathorn
Araneta
THANATHIP & PARTNERS
COUNSELLORS LIMITED
- Pralakorn Siwawej
WEERAWONG, CHINNAVAT
& PARTNERS LTD.
- Ratanavadee Somboon
LEGAL EXECUTION
DEPARTMENT
- Kowit Somwaiya
LAWPLUS LTD.
- Korakot Somwong
SIAM LEGAL
- Kaittipat Sonchareon
BANGKOK METROPOLITAN
ADMINISTRATION
- Nuttakorn Sorakun
ORBIS LEGAL ADVISORY LTD.
- Chatchawarl Charles
Sornsurarsrd
CBSC LAW OFFICES
- Audray Souche
DFDL (THAILAND) LIMITED
- Kert Stavorn
SIAM LEGAL
- Natasha Stewart
MSNA LTD.
- Korapat Sukhummek
PWC THAILAND
- Atchara Suknaibaiboon
TMF THAILAND LIMITED
- Picharn Sukparangsee
BANGKOK GLOBAL LAW
OFFICES LIMITED
- Kesara Summacarava
MAYER BROWN JSM
- Sunpasiri Sunpa-a-sa
LS HORIZON LIMITED
- Apinan Suntharanan
SIAM COMMERCIAL BANK PCL
- Pattamakan Suparp
TMF THAILAND LIMITED
- Tanatis Suraborworn
BANGKOK METROPOLITAN
ADMINISTRATION
- Ruenvadee Suwanmongkol
LEGAL EXECUTION
DEPARTMENT
- Naddaporn Suwanvajakasikij
LAWPLUS LTD.
- Hunt Talmage
CHANDLER MHM LIMITED
- Watsamon Bena Tan-Eng
CBSC LAW OFFICES
- Thitima Tangprasert
EY
- Suthatip Tasanachakul
OFFICE OF THE JUDICIARY
- Paralee Techajongjintana
BAKER MCKENZIE
- Witchaphon Techasawatwit
WEERAWONG, CHINNAVAT
& PARTNERS LTD.
- Ornanong Tesabamroong
S.J. INTERNATIONAL
LEGAL CONSULTING AND
ADVISORY CO. LTD.
- Noppramart
Thammateeradaycho
SIAM PREMIER INTERNATIONAL
LAW OFFICE LIMITED
- Siriporn Thamwongsin
EY
- Polpawis Thanasanchai
INSPECTRUM ENGINEERING
SERVICES
- Wichayaporn Thangjittiporn
LAWPLUS LTD.
- Norarat Theeranukoon
BANGKOK GLOBAL LAW
OFFICES LIMITED
- Atitaya Thongboon
LEGAL EXECUTION
DEPARTMENT
- Nantika Tipayamontri
INTERNATIONAL LEGAL
COUNSELLORS THAILAND
LIMITED (ILCT)
- Kris Tontipromya
SECURITIES AND EXCHANGE
COMMISSION
- Danai Triamchanchuchai
ORBIS LEGAL ADVISORY LTD.
- Kitipong Urapeepatanapong
BAKER MCKENZIE

Supawadee Vajasit
RAJAH & TANN

Surasak Vajasit
RAJAH & TANN

Nitchaya Vaneesorn
THANATHIP & PARTNERS
COUNSELLORS LIMITED

Kanokkorn Viriyasutum
CHANDLER MHM LIMITED

Anthony Visate Loh
DELOITTE

Pobpjoy Wattanakrai
THANATHIP & PARTNERS
COUNSELLORS LIMITED

Somboon Weerawutiwong
PWC THAILAND

Danai Wilaipornsawai
SOUTHEAST ASIA
TECHNOLOGY CO. LTD.

Soraya Wongbencharat
BANGKOK GLOBAL LAW
OFFICES LIMITED

Auradee P. Wongsaroj
CHANDLER MHM LIMITED

Warathorn Wongsawangsi
WEERAWONG, CHINNAVAT
& PARTNERS LTD.

Somchai Yungkarn
CHANDLER MHM LIMITED

Yada Yuwataepakorn
BAKER MCKENZIE

TIMOR-LESTE

Nur Aini Djafar Alkatiri
BANCO CENTRAL DE
TIMOR-LESTE

Rui Amendoeira
VDA—VIEIRA DE ALMEIDA
& ASSOCIADOS

Tereza André
MIRANDA & ASSOCIADOS

José Borges Guerra
MIRANDA & ASSOCIADOS

Paula Caldeira Dutschmann
MIRANDA & ASSOCIADOS

Duarte Carneiro
CRA TIMOR

João Cortez Vaz
VDA—VIEIRA DE ALMEIDA
& ASSOCIADOS

Marina Costa Cabral
VDA—VIEIRA DE ALMEIDA
& ASSOCIADOS

Joana Custóias
MIRANDA & ASSOCIADOS

Octaviana Da S. A. Maxanches
BANCO CENTRAL DE
TIMOR-LESTE

Pascoela M. R. da Silva
BANCO CENTRAL DE
TIMOR-LESTE

Francisco de Deus Maia
BANCO CENTRAL DE
TIMOR-LESTE

Tony Duarte

Anthony Frazier

João Galamba de Oliveira
ABREU AND C&C ADVOGADOS

Adi Ghanie
PWC INDONESIA

Renato Guerra de Almeida
MIRANDA & ASSOCIADOS

Ashish Gupta
NATIONAL INSURANCE
TIMOR-LESTE SA (NITL)

João Leite
MIRANDA & ASSOCIADOS

Andre Lopez
ANL TIMOR, UNIPessoal LDA

Isabel Mira
CRA TIMOR

Paulo Oliveira
CRA TIMOR

Elisa Pereira
ABREU AND C&C ADVOGADOS

Octavio Pereira
MINISTRY OF INFRASTRUCTURE

Vega Ramadhan
PWC INDONESIA

Rui Botica Santos
CRA TIMOR

Gaurav Sareen
DELOITTE

Ricardo Silva
MIRANDA & ASSOCIADOS

Pedro Sousa Uva
MIRANDA & ASSOCIADOS

Erik Stokes
RMS ENGINEERING AND
CONSTRUCTION

Tim Robert Watson
PWC INDONESIA

TOGO

BCEAO

BRASCO

CREDITINFO VOLO

Abbas Aboulaye
AUTORITÉ DE
RÈGLEMENTATION DU SECTEUR
DE L'ÉLECTRICITÉ (ARSE)

Jean-Marie Adenka
CABINET ADENKA

Djifa Emeffa Adjale Suku
SCP DOGBEAVOU & ASSOCIES

Kossi Mawuse Adjedomole
MARTIAL AKAKPO ET ASSOCIÉS

Komi Adjivon Kowuvi
SOCIÉTÉ TOGOLAISE DES EAUX

Ahmed Ezzo-Wavana Adoyi
OFFICE TOGOLAIS
DES RECETTES

Koudzo Mawuëna Agbemaple
AUTORITÉ DE
RÈGLEMENTATION DU SECTEUR
DE L'ÉLECTRICITÉ (ARSE)

Kokou Gadémon Agbessi
CABINET LUCREATIF

Koffi Delalom Ahiaqpor
OFFICE TOGOLAIS
DES RECETTES

Martial Akakpo
MARTIAL AKAKPO ET ASSOCIÉS

Nicolas Kossi Akidjetan
ORDRE NATIONAL
DES ARCHITECTES DU
TOGO (ONAT)

Yves Yaovi Akoue
ETINSEL

Kossi Adoté Akpagana
SCP DOGBEAVOU & ASSOCIES

Richard Kowovi A.
Akpoto-Koughlenou
STUDIO ALPHA A.I.C.

Kafui Amekoudi
MARTIAL AKAKPO ET ASSOCIÉS

Eklou Patrick Amendah
ORDRE NATIONAL
DES ARCHITECTES DU
TOGO (ONAT)

Coffi Alexis Aquereburu
AQUEREBURU AND PARTNERS,
SOCIÉTÉ D'AVOCATS
JURIDIQUE ET FISCAL

Cécile Assogbavi
ETUDE NOTARIALE ASSOGBAVI

Kossi Ayate
TRIBUNAL DE LOME

Antoine Ayivi
LIGUE DES GENIES

Emmanuel Aziatropa
GMC GROUPE MANU
ET COMPAGNIE

Sandrine Badjili
MARTIAL AKAKPO ET ASSOCIÉS

Komi Bali
OFFICE TOGOLAIS
DES RECETTES

Ibrahima Beye
PRÉSIDENCE DE LA
RÉPUBLIQUE DU TOGO

Assiom Kossi Bokodjin
CABINET D'AVOCATS
ME TOBLE GAGNON

Cedric Chalvon Demersay
SEGUCE TOGO

Essenouwa Degla
COMPAGNIE ÉNERGIE
ELECTRIQUE DU TOGO (CEET)

Kofimessa Devotsou
CABINET D'AVOCAT

Kokou Djegnon
MINISTÈRE DE L'URBANISME
ET DE L'HABITAT

Sédjro Koffi Dogbeavou
SCP DOGBEAVOU & ASSOCIES

Essiame Koko Dzoka
LAWYER

Aklesso Louis-Edson Edeou
VERSUS ARCHITECTURE

Bassimsouwé Edjam-Etchaki
DIRECTION DES SERVICES
TECHNIQUE DE LA MAIRIE

Ayaovi Gbedevi Egloho
OFFICE TOGOLAIS
DES RECETTES

Désiré K. Ekpe
DAS-TOGO

Koffi Mawunyo Equagoo
CABINET D'AVOCATS
MAÎTRE MENSAH-ATTOH,
KOFFI SYLVAIN

Béranger Ette
PWC CÔTE D'IVOIRE

Akaakpo Evariste
AKASIL

Perrin Gamatho
MARTIAL AKAKPO ET ASSOCIÉS

Ayéle Annie Gbadoe Deckon
AQUEREBURU AND PARTNERS,
SOCIÉTÉ D'AVOCATS
JURIDIQUE ET FISCAL

Méméssilé Dominique Gnazo
CABINET DE NOTAIRE GNAZO

Atchroé Leonard Johnson
SCP AQUEREBURU & PARTNERS

Sandra Ablamba Johnson
PRÉSIDENCE DE LA
RÉPUBLIQUE DU TOGO

Molgah Kadjaka-Abougnima
CABINET DE NOTAIRE
KADIJAKA-ABOUGNIMA

Amatékoé Kangni
MARTIAL AKAKPO ET ASSOCIÉS

Komivi Kassegne
COMPAGNIE ÉNERGIE
ELECTRIQUE DU TOGO (CEET)

Laurent Kodjo
KPMG TOGO

Joseph Kodzo Sipoto
MARTIAL AKAKPO ET ASSOCIÉS

Alessou Koffi
GOLDEN SEED

Folydye Kofi Zobinu
BOSWELL CONSULTING GROUP

Bleounou Komlan
CABINET D'AVOCAT

Hokaméto Kpenou
AUTORITÉ DE
RÈGLEMENTATION DU SECTEUR
DE L'ÉLECTRICITÉ (ARSE)

Essouham Komlan Labari
OFFICE TOGOLAIS
DES RECETTES

Rufisco Lawson-Banku
PRÉSIDENCE DE LA
RÉPUBLIQUE DU TOGO

Koffi Sylvain Mensah Attoh
CABINET MAÎTRE
MENSAH-ATTOH

Colette Migan
CABINET MAÎTRE
MENSAH-ATTOH

Laname Nayante

Dissadama Ouro-Bodi
OFFICE TOGOLAIS
DES RECETTES

Julien Oyessola
MAERSK TOGO

Olivier Pedanou
CABINET LUCREATIF

Sandra Andrianina
Rakotomalala
JOHN W. FFOOKS & CO.

Lazare Sossoukpe
SCP DOGBEAVOU & ASSOCIES

Vigninou Sossoukpe
SCP DOGBEAVOU & ASSOCIES

Olivier Sronvi
PRÉSIDENCE DE LA
RÉPUBLIQUE DU TOGO

Labri Tagba
OFFICE TOGOLAIS
DES RECETTES

Mouhamed Tchassona Traore
ETUDE ME MOUHAMED
TCHASSONA TRAORE

Gagnon Yawo Toble
CABINET D'AVOCATS
ME TOBLE GAGNON

Fafavi Tossah Adom
SCP DOGBEAVOU & ASSOCIES

Komi Tsakadi
CABINET DE ME TSAKADI

Senyo Komla Wozufia
COMELEC ÉLECTRICITÉ

Apotevi Zekpa
COMPAGNIE ÉNERGIE
ELECTRIQUE DU TOGO (CEET)

Komla Edem Zotchi
MARTIAL AKAKPO ET ASSOCIÉS

TONGA

Rosamond Bing
LANDS, SURVEY AND NATURAL
RESOURCES MINISTRY

Edgar Cocker
MINISTRY OF COMMERCE,
TOURISM AND LABOUR

Delores Elliott

Pipien Faupula
MINISTRY OF REVENUE
AND CUSTOMS

Anthony Frazier

Lopeti Heimuli
MINISTRY OF INFRASTRUCTURE

Taaniela Kula

MINISTRY OF LANDS, SURVEY,
NATURAL RESOURCES
& ENVIRONMENT

Fisilau Leone
MINISTRY OF INFRASTRUCTURE

James Lutui
CROWN LAW

Samisoni Masila
TONGA DEVELOPMENT BANK

Cadriana Mataele
OCEANTRANZ TONGA LTD.

Seini Movele
TONGA DEVELOPMENT BANK

Soni Satai
TONGA POWER LTD.

Dana Stephenson
STEPHENSON ASSOCIATES

Ralph Stephenson
STEPHENSON ASSOCIATES

Tuipulotu Taufouu
DATELINE TRANS-AM SHIPPING

Alisi Nurnia Taumoepeau
TMP LAW

Fine Tohi
DATELINE TRANS-AM SHIPPING

Lesina Tonga
LESINA TONGA LAW FIRM

Pesalili Tuiano
MINISTRY OF INFRASTRUCTURE

Lavinia Tu'itahi Hermans
CFR LINE TONGA

Christine M. 'Uta'atu
UTA'ATU & ASSOCIATES

Fotu Veikune
MINISTRY OF INFRASTRUCTURE

TRINIDAD AND TOBAGO

REGULATED INDUSTRIES
COMMISSION

Ashmead Ali
ASHMEAD ALI & CO.

Linda M. Besson
CARIBBEAN EMPLOYERS
CONFEDERATION

Brittany Brathwaite
CARIBBEAN EMPLOYERS
CONFEDERATION

Stein Carrington
GSAL DESIGNS LTD.

Luis Dini
HSMMDT LTD.

Rosanne Dopson
J.D. SELLIER & CO.

Thomas Escalante
TRANSUNION

Hadyn-John Gadsby
J.D. SELLIER & CO.

Jeffrey Herrera
FITZWILLIAM STONE
FURNESS-SMITH & MORGAN

Tarek Hosenin
HSMMDT LTD.

Melissa Inglefield
M. HAMEL-SMITH & CO.
MEMBER OF LEX MUNDI

Dexter Lall
PREMIER CUSTOMS
BROKERAGE

Sunil Lalloo
GA FARRELL AND ASSOCIATES

Kevin Maraj
PRICEWATERHOUSECOOPERS
LIMITED

Imtiaz Mohammed
DELTA ELECTRICAL
CONTRACTORS LTD.

Nassim Mohammed
EY

David Montgomery
HLB MONTGOMERY & CO.

Evelyn Murphy
TROPICAL SHIPPING
AGENCY UNLIMITED

Sheldonn Mycoo
SYNOVATIONS LIMITED

Kevin Nurse
JOHNSON, CAMACHO & SINGH

Yolander Persaud
ASHMEAD ALI & CO.

Sonji Pierre Chase
JOHNSON, CAMACHO & SINGH

Catherine Ramnarine
M. HAMEL-SMITH & CO.
MEMBER OF LEX MUNDI

Deoraj Ramtahal
MINISTRY OF LOCAL
GOVERNMENT

Krystal Richardson
M. HAMEL-SMITH & CO.
MEMBER OF LEX MUNDI

Andre Rudder
J.D. SELLER & CO.

Alana T.G. Russell
ASHMEAD ALI & CO.

Alice Salandy
GSAL DESIGNS LTD.

Arun Seenath
DELOITTE

Debra Thompson
M. HAMEL-SMITH & CO.
MEMBER OF LEX MUNDI

Tammy Timal-Toonday
GRANT THORNTON ORBIT
SOLUTIONS LIMITED

Jonathan Walker
M. HAMEL-SMITH & CO.
MEMBER OF LEX MUNDI

Nikkel Wiltshire
M. HAMEL-SMITH & CO.
MEMBER OF LEX MUNDI

TUNISIA

Amel Abida
BANQUE CENTRALE DE TUNISIE

Ines Belardi
CAF MEMBRE DU RÉSEAU
INTERNATIONAL PWC

Adly Bellagha
ADLY BELLAGHA & ASSOCIATES

Henda Ben Achour
ADLY BELLAGHA & ASSOCIATES

Zied Ben Ali
SOCIÉTÉ TUNISIENNE
D'INDUSTRIE ÉLECTRIQUE
ET DE LUMIÈRE (STIEL)

Amel Ben Farhat
AGENCE DE PROMOTION
DE L'INDUSTRIE ET DE
L'INNOVATION—APII

Wassim Ben Mahmoud
BUREAU WASSEM
BEN MAHMOUD

Amel Ben Rahal
BANQUE CENTRALE DE TUNISIE

Anis Ben Said
GLOBAL AUDITING & ADVISING

Abdelfetah Benahji
FERCHIOU & ASSOCIÉS

Slah-Eddine Bensaid
SCET-TUNISIE

Abdessattar Berraies
CABINET ZAAANOUNI
& ASSOCIÉS

Peter Bismuth
TUNISIE ELECTRO TECHNIQUE

Maryem Bliidi Ben Karim
ABU GHAAZALEH
INTELLECTUAL PROPERTY

Issameddine Boujemaa
SOCIÉTÉ TUNISIENNE
DE L'ELECTRICITÉ ET
DU GAZ (STEG)

Omar Boukhdar
ITO LOGISTIC TUNISIE

Salaheddine Caid Essebsi
CAID ESSEBSI & BEN
SALEM ASSOCIÉS

Elyes Chafter
CHAFTER RAOUADI LAW FIRM

Zine el Abidine Chafter
CHAFTER RAOUADI LAW FIRM

Ali Chaouali
SOCIÉTÉ TUNISIENNE DE
L'ELECTRICITÉ ET DU GAZ (STEG)

Anissa Charradi
COMMUNE DE TUNIS

Faouzi Cheikh
BANQUE CENTRALE DE TUNISIE

Abdelmalek Dahmani
DAHMANI TRANSIT
INTERNATIONAL

Mohamed Derbel
BDO

Walid I. Dziri
ALL SEAS SHIPPING AGENCY

Mohamed Lotfi El Ajeri
EL AJERI LAWYERS EAL

Sarra Elloumi
CABINET ZAAANOUNI
& ASSOCIÉS

Abderrahmen Fendri
CAF MEMBRE DU RÉSEAU
INTERNATIONAL PWC

Amine Ferchou
FERCHIOU & ASSOCIÉS

Noureddine Ferchou
FERCHIOU & ASSOCIÉS

Rym Ferchou
FERCHIOU & ASSOCIÉS

Amina Fradi
CAF MEMBRE DU RÉSEAU
INTERNATIONAL PWC

Asma Ghoul
OFFICE DE LA TOPOGRAPHIE
ET DU CADASTRE

Kamel Gomri
COMMUNE DE TUNIS

Imen Guettat
CAF MEMBRE DU RÉSEAU
INTERNATIONAL PWC

Mahmoud Hassen
LAWYER

Anis Jabnoun
GIDE LOYRETTE NOUËL,
MEMBER OF LEX MUNDI

Badis Jedidi
MEZIOU KNANI & ASSOCIÉS

Sami Kallel
KALLEL & ASSOCIATES

Hatem Louati
AGENCE DE PROMOTION
DE L'INDUSTRIE ET DE
L'INNOVATION—APII

Mabrouk Maalaoui
CAF MEMBRE DU RÉSEAU
INTERNATIONAL PWC

Samia Mayara
ACCELEA ENGINEERING

Sarah Mebazaa
ARCHITECT

Radhi Meddeb
COMETE ENGINEERING

Amel Mrabet
EL AJERI LAWYERS EAL

Mohamed Taieb Mrabet
BANQUE CENTRALE DE TUNISIE

Sami Mrabet
MINISTÈRE DES
DOMAINES DE L'ÉTAT

Imen Noura
CONSERVATION
FONCIÈRE TUNISIA

Olfa Othmane
BANQUE CENTRALE DE TUNISIE

Habiba Raouadi
CHAFTER RAOUADI LAW FIRM

Hafedeh Trabelsi
CABINET D'ARCHITECTURE
HAFEDEH TRABELSI

Wassim Turki
AWT AUDIT & CONSEIL

Anis Wahabi
AWT AUDIT & CONSEIL

Mohamed Zaanouni
CABINET ZAAANOUNI
& ASSOCIÉS

MINISTRY OF FINANCE

TURKEY

BOĞAZICI ELEKTRİK
DAĞITIM AŞ (BEDAŞ)

ECZACIBAŞI EKOM
DIŞ TİCARET A.Ş.

İSTANBUL ANADOLU YAKASI
ELEKTRİK DAĞITIM ŞİRKETİ

Metin Abut
MOROĞLU ARSEVEN

Erol Acun
ÖZAK TEKSTİL

Hakan Ağu
PENETRA YMM LTD.

Zeynep Ahmetoğlu
MOROĞLU ARSEVEN

Tuğcan Akalın
BEZEN & PARTNERS

Osman Akkaya
ARNAVUTKOY MUNICIPALITY

Mey Akkayan
HERGÜNER BILGEN ÖZEKE
ATTORNEY PARTNERSHIP

Şule Akkuş
ERSOY BİLGEHAN LAWYERS
AND CONSULTANTS

Can Yasin Aksoy
PAKSOY LAW FIRM

Ertuğrul Aksoy
PWC TURKEY

Müjdem Aksoy Çevik
CERRAHOĞLU LAW FIRM

Bora Aktürk
AKTÜRK AB

Simge Akyüz-Haybat
DEVRES LAW OFFICE

Duygu Alkan
MAVIOĞLU & ALKAN
LAW OFFICE (ADMD)

Cansu Alparman
MAVIOĞLU & ALKAN
LAW OFFICE (ADMD)

Ekin Altıntaş
PWC TURKEY

Cemal Araalan
POSTACIOĞLU LAW FIRM

Selin Barlin Aral
PAKSOY LAW FIRM

Can Argon
WHITE & CASE LLP

Akin Volkan Arikian
ARIKAN PARTNERS

Nazlı Arikian
ARIKAN PARTNERS

Ergun Benan Arseven
MOROĞLU ARSEVEN

Eris Arslan
KOC HOLDING

Ramiz Arslan
MOROĞLU ARSEVEN

Nizameddin Aşa
İSTANBUL GENERAL
CHAMBER OF ESTATE
AGENTS AND TRADESMEN

Erdem Atilla
PEKİN & PEKİN

Dilek Aydemir
YEDİTEPE UNIVERSITY

Aykut Aydın
BEZEN & PARTNERS

İlay Aykanat
MINISTRY OF CUSTOMS
AND TRADE

Elvan Aziz
PAKSOY LAW FIRM

Menduh Bağcı
GARTNER KG TRANSPORT

Derya Baksı
TARLAN—BAKSI LAW FIRM

Aslihan Balcı
SOMAY HUKUK BÜROSU

Z. İlayda Balkan
MAVIOĞLU & ALKAN
LAW OFFICE (ADMD)

Naz Bandik Hatipoglu
ÇAKMAK LAW FIRM

Erdem Basgul
ÇAKMAK LAW FIRM

Ipek Batum
MOROĞLU ARSEVEN

Ayça Bayburan
MAVIOĞLU & ALKAN
LAW OFFICE (ADMD)

Volkan Bayram
ORGE ELECTRICAL
CONTRACTING

Harun Bayramoglu
İTKİB İSTANBUL TEXTILE
AND APPAREL EXPORTERS'
ASSOCIATION

Aysuda Meryem Baysal
DELOITTE

Serdar Bezen
BEZEN & PARTNERS

Yeşim Bezen
BEZEN & PARTNERS

Ayşe Eda Biçer
ÇAKMAK LAW FIRM

Cansin Bilal
PWC TURKEY

Dilara Bilgen
PWC TURKEY

Gökrem Bilgin
MEHMET GÜN & PARTNERS

Aysegül Bogrun
ERSOY BİLGEHAN LAWYERS
AND CONSULTANTS

Ali Ömer Boğuş
EGEMENOĞLU HUKUK BÜROSU

Seyma Boydak
SERAP ZUVIN LAW OFFICES

Yıldırım Bozbiyik
MINISTRY OF FINANCE

Nevzat Boztaş
İSTANBUL REGIONAL COURT

Ali Cem Budak
AV. ALI CEM BUDAK

Gülce Budak
PWC TURKEY

Deniz Bulut
VESTA GÜMRÜK
MÜSAVİRLİĞİ LTD. ŞTİ.

Başak Bumin
PERA CONSTRUCTION

Berkant Cagal
PWC TURKEY

Hakan Çağlar
EMAY İNŞAAT TAAHHUT
SANAYİ VE TİCARET A.Ş.

Hasan Çağlayan
ABCOO

Timur Cakmak
KPMG

Esin Çamlıbel
TURUNÇ LAW OFFICE

Nabi Can Acar
MOROĞLU ARSEVEN

Ahmet Can Balak
MINISTRY OF CUSTOMS
AND TRADE

Gökhan Çanaçi
GENERAL DIRECTORATE
OF LAND REGISTRY
AND CADASTRE

Uraz Canbolat
CERRAHOĞLU LAW FIRM

Zeynep Cantimur
CAPITAL MARKETS
BOARD OF TURKEY

Maria Lianides Çelebi
BENER LAW OFFICE,
MEMBER OF IUS LABORIS

Ezgi Celik
TURKISH INDUSTRY AND
BUSINESS ASSOCIATION

Pınar Çelik
MGC LEGAL

Serdar Cetin
ERK PROJECT ENGINEERING
CONSULTING COMPANY LTD.

Hakkı Cihan Türk
MGC LEGAL

Melis Çolakoğlu MAVIOĞLU & ALKAN LAW OFFICE (ADMD)	Gökhan Fikirli CAPITAL GÜMRÜK MÜSAVİRLİĞİ LTD. ŞTİ	Zeynep Kalaycı PAKSOY LAW FIRM	Yavuz Oner KPMG	Ömer Kayhan Seyhun CENTRAL BANK OF THE REPUBLIC OF TURKEY
Niyazi Çömez DELOITTE	Özgür Can Geçim EY	Serdar Kale SERDAR KALE LAW FIRM	Volkan Oray GÜLER DİNAMİK GÜMRÜK MÜSAVİRLİĞİ AŞ	Sinan Şişya GENERAL DIRECTORATE OF LAND REGISTRY AND CADASTRE
İsa Coşkun	Tuba Gedik PWC TURKEY	Adil Kar KÜRE İNŞAAT	Burcu Osmanoglu OSMANOĞLU HUKUK OSMANOĞLU LAW FIRM	Sezil Simsek PWC TURKEY
Yavuz Dayıoğlu PWC TURKEY	Tuğçe Gödeklı PWC TURKEY	Seda Karaman ERGUN AVUKATLIK BÜROSU	Nursen Osmanoglu OSMANOĞLU HUKUK OSMANOĞLU LAW FIRM	Selim Sogutlu DOĞUS HOLDING
Sabiha Busra Demir MOROĞLU ARSEVEN	Ali Gözütok DIRICAN GÖZÜTOK BAĞCI	Özge Kavasoglu THE BANKS ASSOCIATION OF TURKEY	Yusuf Mansur Özer ERSOY BİLGEHAN LAWYERS AND CONSULTANTS	Ayşe Ülkü Solak MOROĞLU ARSEVEN
Ebru Demirhan TABOĞLU & DEMIRHAN	Serkan Gul HERGÜNER BILGEN OZEKE ATTORNEY PARTNERSHIP	Firat Baris Kavlak KAVLAK LAW FIRM	Hande Özgen MGC LEGAL	Murat Soyulu BEZEN & PARTNERS
Emine Devres DEVRES LAW OFFICE	Berkay Gül KOLCUOĞLU DEMIRKAN KOÇAKLI ATTORNEYS-AT-LAW	Burak Kepkep PAKSOY LAW FIRM	Can Özilhan BEZEN & PARTNERS	İlke İsin Süer BEZEN & PARTNERS
Ebru Dicle TURKISH INDUSTRY AND BUSINESS ASSOCIATION	Müge Gül POSTACIOĞLU LAW FIRM	Hasan Kilic DELOITTE	Afife Nazlıgül Özkan MAVIOĞLU & ALKAN LAW OFFICE (ADMD)	Esin Taboğlu TABOĞLU & DEMIRHAN
Şule Dilek Çelik CERRAHOĞLU LAW FIRM	Kenan Güler GÜLER DİNAMİK GÜMRÜK MÜSAVİRLİĞİ AŞ	Özlem Kızıl Voyvoda ÇAKMAK LAW FIRM	Ufuk Özongun OLAM INTERNATIONAL	Aysenaz Tahmaz ÇAKMAK LAW FIRM
Deniz Dinçer Öner PWC TURKEY	Omer Gumusel PEKIN & BAYAR LAW FIRM	Melis Öget Koç KOLCUOĞLU DEMIRKAN KOÇAKLI ATTORNEYS-AT-LAW	Turhan Ozturk Ozturk BT CUSTOMS	Baris Talay EVOLOG, EVOLUTION LOGISTICS
Derya Doğan MOROĞLU ARSEVEN	Arzum Gunalcin GÜNALÇIN HUKUK BÜROSU	Serhan Koçaklı KOLCUOĞLU DEMIRKAN KOÇAKLI ATTORNEYS-AT-LAW	Özlem Özyiğit YASED—INTERNATIONAL INVESTORS ASSOCIATION	Dilara Tamtürk MAVIOĞLU & ALKAN LAW OFFICE (ADMD)
Dilara Duman DUMAN LAW OFFICE	Nurettin Gündoğmuş AKTIF INVESTMENT BANK AS	Korhan Kocali CERRAHOĞLU LAW FIRM	Ahmed Pekin PEKIN & PEKIN	Berk Tanrıdağ MAVIOĞLU & ALKAN LAW OFFICE (ADMD)
Safa Mustafa Durakoğlu ÇAKMAK LAW FIRM	Zeki Gündüz PWC TURKEY	Galya Kohen TABOĞLU & DEMIRHAN	Ferhat Pekin PEKIN & BAYAR LAW FIRM	Eda Tanrıverdi TURUNÇ LAW OFFICE
Hakan Durusel PEKIN & PEKIN	Remzi Orkun Guner MAVIOĞLU & ALKAN LAW OFFICE (ADMD)	Övgü Kopal TURUNÇ LAW OFFICE	İlknur Peksen ERSOY BİLGEHAN LAWYERS AND CONSULTANTS	Gokbige Tanyildiz MAVIOĞLU & ALKAN LAW OFFICE (ADMD)
Egemen Egemenoglu EGEMENOĞLU HUKUK BÜROSU	Mustafa Güneş MGC LEGAL	Demet Basak Korkmaz İSTANBUL COMMERCIAL COURT OF FIRST INSTANCE	Baris Polat SENGULER & SENGULER	Bekir Tarık Yigit GENERAL DIRECTORATE OF LAND REGISTRY AND CADASTRE
Yunus Egemenoglu EGEMENOĞLU HUKUK BÜROSU	Burcu Güray MOROĞLU ARSEVEN	Umut Korkmaz PEKIN & PEKIN	Etem Postacioğlu POSTACIOĞLU LAW FIRM	Aylin Tarlan Tüzemen TARLAN—BAKSI LAW FIRM
Yasin Ekmen TOBB—THE UNION OF CHAMBERS AND COMMODITY EXCHANGES OF TURKEY	Ömer Gürbüz MEHMET GÜN & PARTNERS	Fatma İpek Küçükalka POSTACIOĞLU LAW FIRM	Tolga Poyraz EGEMENOĞLU HUKUK BÜROSU	Mehmet Ali Taskin ODAMAN & TASKIN LAW FIRM
Emre Eldener KITA LOGISTICS	Ayşegül Gürsoy CERRAHOĞLU LAW FIRM	Dilek Kursuncu CERRAHOĞLU LAW FIRM	Erenalp Rençber MİRZE—RENÇBER	Selen Terzi Özsoylu PAKSOY LAW FIRM
Bilginç Emiroğlu PEKIN & PEKIN	Deniz Güven DUMAN LAW OFFICE	Umit Kurt TIME PROJE YONETİMİ A.Ş.	Enis Sinan Reyhan HERGÜNER BILGEN OZEKE ATTORNEY PARTNERSHIP	Duygu Tokadam Subaşı TARLAN—BAKSI LAW FIRM
Gülşen Engin ÇAKMAK LAW FIRM	Mustafa Hakan ALTIN EMLAK A.Ş.	Aybala Kurtuldu SERAP ZUVIN LAW OFFICES	Çağıl Sahin PWC TURKEY	Filiz Toprak MEHMET GÜN & PARTNERS
Nilay Enkür TURUNÇ LAW OFFICE	Rıdvan Haliloglu MUNDOIMEX CUSTOMS BROKERAGE	Mert Kutlar MAVIOĞLU & ALKAN LAW OFFICE (ADMD)	Eda Sahin ODAMAN & TASKIN LAW FIRM	Ayşe Şebnem Tufan PWC TURKEY
Gökben Erdem Dirican DIRICAN GÖZÜTOK BAĞCI	Deniz Hancer SERAP ZUVIN LAW OFFICES	Dilara Leventoğlu TABOĞLU & DEMIRHAN	Gülbin Şahinbeyoğlu CENTRAL BANK OF THE REPUBLIC OF TURKEY	Mert Tuglan WHITE & CASE LLP
Emre Ergin Ergani GENERAL DIRECTORATE OF LAND REGISTRY AND CADASTRE	Remzi Hökelek SARIİBRAHİMOĞLU LAW OFFICE	Orhan Yavuz Mavioğlu MAVIOĞLU & ALKAN LAW OFFICE (ADMD)	Batuhan Şahmay BENER LAW OFFICE, MEMBER OF IUS LABORIS	Sadettin Tunas GENERAL DIRECTORATE OF LAND REGISTRY AND CADASTRE
Turgut Erkeskin GENEL TRANSPORT	Nilüfer Hotan MOROĞLU ARSEVEN	Maral Minasyan KOLCUOĞLU DEMIRKAN KOÇAKLI ATTORNEYS-AT-LAW	Selim Sanıbrahimoğlu SARIİBRAHİMOĞLU LAW OFFICE	Nil Tunaşar TRANSORIENT ULUSLARARASI TAŞIMACILIK VE TİC. A.Ş.
Mustafa Soner Eroğlu VENTUR CUSTOMS BROKERS LLC	Timur Hülagü CENTRAL BANK OF THE REPUBLIC OF TURKEY	Ömer Mirze MİRZE—RENÇBER	Gülce Saydam Pehlivan PAKSOY LAW FIRM	Nurcan Turan TRADE REGISTRY OFFICE AT THE İSTANBUL CHAMBER OF COMMERCE
Ertug Ersoy ORGE ELECTRICAL CONTRACTING	Begüm İlçayto SARIİBRAHİMOĞLU LAW OFFICE	Mayıs Büşra Mollaahmetoğlu KOLCUOĞLU DEMIRKAN KOÇAKLI ATTORNEYS-AT-LAW	Uğur Sebzeci BEZEN & PARTNERS	Yigit Turker SERAP ZUVIN LAW OFFICES
Goktug Ersoy PAKSOY LAW FIRM	Pınar İlter İsa GÜNALÇIN HUKUK BÜROSU	Busra Nur Ozturk ODAMAN & TASKIN LAW FIRM	Selim S. Seçkin SEÇKIN LAW FIRM	Mehmet Selcuk Turkoglu CAPITAL MARKETS BOARD OF TURKEY
Selin Erten ÇAKMAK LAW FIRM	Tolga İpek HERGÜNER BILGEN OZEKE ATTORNEY PARTNERSHIP	Ahmet Arkin Obdan OBDAN SİSTEM GUMRUK MUSAVİRLİĞİ LTD.	Ceren Şen WHITE & CASE LLP	İbrahim Tutar PENETRA YMM LTD.
Deniz Zeynep Erverdi MAVIOĞLU & ALKAN LAW OFFICE (ADMD)	Sevi İslamagac MOROĞLU ARSEVEN	Zumbul Odaman Taskin ODAMAN & TASKIN LAW FIRM	Selen Şenocak KOLCUOĞLU DEMIRKAN KOÇAKLI ATTORNEYS-AT-LAW	Burcu Tuzcu Ersin MOROĞLU ARSEVEN
Naz Esen TURUNÇ LAW OFFICE	Duru İyem BEZEN & PARTNERS	Pelin Oğuzer MOROĞLU ARSEVEN	Kazim Senturk VOESTALPINE HIGH PERFORMANCE METAL A.Ş.	
Ecem Evin MOROĞLU ARSEVEN	Abdulkadir Kahraman KPMG	Sibel Okumusoglu AKTÜRK AB	Nazlı Nehir Sertbas KAVLAK LAW FIRM	
Merve Evrim MOROĞLU ARSEVEN	Adnan Kahveci GENERAL DIRECTORATE OF LAND REGISTRY AND CADASTRE	Mert Oner KPMG		
Çağdaş Evrim Ergün ERGUN AVUKATLIK BÜROSU				

Kayra Üçer
HERGÜNER BILGEN OZEKE
ATTORNEY PARTNERSHIP

Mehmet Uğurlu
MINISTRY OF CUSTOMS
AND TRADE

Ürün Ülkü
MAVIOGLU & ALKAN
LAW OFFICE (ADMD)

Leyla Ulucan
ERSOY BILGEHAN LAWYERS
AND CONSULTANTS

Rumeyza Canan Uluçay
SARIBRAHİMOĞLU LAW OFFICE

Metin Uludağ
GENERAL DIRECTORATE
OF LAND REGISTRY
AND CADASTRE

Merih Unal
TRANSORIENT ULUSLARARASI
TAŞIMACILIK VE TİC. A.Ş.

Deniz Uras
ÇAKMAK LAW FIRM

Ü. Barış Urhan
TÜSIAD

Nihan Uslu
SENGULER & SENGULER

Doğa Usluel
ÇAKMAK LAW FIRM

Anil Uysal
TALAL ABU-GHAZALEH
LEGAL (TAG-LEGAL)

Gülün Uzunlar
ÖZAK TEKSTİL

Petek Varol
MAVIOGLU & ALKAN
LAW OFFICE (ADMD)

Fırat Yalçın
PEKİN & PEKİN

Ayşegül Yalçınman
CERRAHOĞLU LAW FIRM

Hasan Yaşar
PEKİN & PEKİN

Cüneyt Yetgin
GÜLER DİNAMİK GÜMRÜK
MÜŞAVİRLİĞİ AŞ

Metin Anıl Yiğit
MOROĞLU ARSEVEN

A. Çağrı Yıldız
MAVIOGLU & ALKAN
LAW OFFICE (ADMD)

Uzay Görkem Yıldız
MOROĞLU ARSEVEN

Beste Yıldızlı
TURUNÇ LAW OFFICE

Bilge Yılmaz
MAVIOGLU & ALKAN
LAW OFFICE (ADMD)

Can Yılmaz
SERAP ZUVİN LAW OFFICES

Cagatay Yuce
DELOITTE

Abdülkerim Baki Yücel
ATTORNEY-AT-LAW

Murat Yülek
PGLOBAL GLOBAL ADVISORY
AND TRAINING SERVICES LTD.

Izzet Zakuto
SOMAY HUKUK BÜROSU

Serap Zuvın
SERAP ZUVİN LAW OFFICES

UGANDA

UGANDA REVENUE AUTHORITY

Rose Mary Brenda Aeko
UGANDA NATIONAL
ROADS AUTHORITY

MaryRose Akii
FBW GROUP

Daniel Angualia
ANGUALIA, BUSIKU &
CO. ADVOCATES

Robert Apenya
ENGORU, MUTEBI ADVOCATES

Fred Atuhaire
CAPITAL MARKETS AUTHORITY

Justine Baggyenda
BANK OF UGANDA

Edward Balaba
EY

Robert Bbosa
KYEYUNE ROBERT

Alice Namuli Blazevis
KATENDE, SSEMPEBWA
& CO. ADVOCATES

Didymus Byenkya
GLOBAL 6C STAR
LOGISTICS LTD.

Katabazi Gerard
VOLCANO COFFEE LIMITED

Marion Kakembo
KSK ASSOCIATES

Francis Kamulegeya
PWC UGANDA

Ali Kankaka
KYAZZE, KANKAKA &
CO. ADVOCATES

Doreen Kansiime
SEBALU & LULE ADVOCATES

Stephen Kasenge
KSK ASSOCIATES

Allan Katangaza
BOWMANS (AF MPANGA,
ADVOCATES)

Sophie Kayemba Mutebi
PWC UGANDA

Lucy Kemigisha
EY

Enoch Kibamu
UGANDA SOCIETY
OF ARCHITECTS

Muzamiru Kibeedi
KIBEEDEI & CO.
Kenneth Kihembo
KSK ASSOCIATES

George Philip Kulubya
BOWMANS (AF MPANGA,
ADVOCATES)

Arnold Lule
ENGORU, MUTEBI ADVOCATES

Richard Marshall
PWC UGANDA

Alex Mbonye Manzi
UGANDA SHIPPERS COUNCIL

Paul Moores
FBW GROUP

John Mugalula
MUGALULA & OMALLA
ADVOCATES

Patrick Mugalula
KATENDE, SSEMPEBWA
& CO. ADVOCATES

Henry Mugerwa
MUTONI CONSTRUCTION
(U) LTD.

Naboth Muhairwe
AGABA MUHAIRWE &
CO. ADVOCATES

Cornelius Mukiibi
C. MUKIIBI SENTAMU
& CO. ADVOCATES

Isaac Mumfumbiro
UMEME LIMITED

Mark Mwanje
COMPUSCAN CRB LTD.

Victoria Nakaddu
SEBALU & LULE ADVOCATES

Eva Nalwanga Gitta
KASIRYE BYARUHANGA
AND CO.

Marion Nalwanga Kakembo
BDO EAST AFRICA

Prosscovia Nambatya
UGANDA SECURITIES
EXCHANGE LTD.

Jane Nankabirwa
FBW GROUP

Diana Nannono
KATENDE, SSEMPEBWA
& CO. ADVOCATES

Doreen Nawaali
MMAKS ADVOCATES

Florence Nsubuga
UMEME LIMITED

Kefa Nsubuga
LAWYER

John Ntende
UMEME LIMITED

Patricia Ocan
UMEME LIMITED

Mercy Odu
BOWMANS (AF MPANGA,
ADVOCATES)

Charles Owiny Okello
BANK OF UGANDA

Alex Rezida
NANGWALA, REZIDA
& CO. ADVOCATES

Kenneth Rutaremwa
KATEERA & KAGUMIRE
ADVOCATES

Businge Rwabwogo
MUKWANO GROUP

Moses Segawa
SEBALU & LULE ADVOCATES

Paul Semanda
FBW GROUP
Alan Shonubi
SHONUBI, MUSOKE & CO.

Brian Ssemambo
COMPUSCAN CRB LTD.

Charles Lwanga Ssemamda
BESTIN LIMITED

Ambrose Turyahabwe
DHL GLOBAL
FORWARDING (U) LTD.

UKRAINE

Igor Agarkov
ROKADA GROUP

Mykola Agarkov
EGOROV PUGINSKY
AFANASIEV & PARTNERS

Mykola Aleksandrov
EGOROV PUGINSKY
AFANASIEV & PARTNERS

Anna Babych
AEQUO

Iryna Bandurko
SPENSER & KAUFFMANN

Anastasia Belkina
PWC

Gleb Bialyi
EGOROV PUGINSKY
AFANASIEV & PARTNERS

Oleg Boichuk
EGOROV PUGINSKY
AFANASIEV & PARTNERS

Yulia Bondar
HLB UKRAINE

Timur Bondaryev
ARZINGER

Alexander I. Borodkin
VASIL KISIL & PARTNERS

Pavlo Byelousov
AEQUO

Kateryna Chechulina
CMS CAMERON
MCKENNA LLC

Iaroslav Cheker
KPMG

Sergii Datsiv
KPMG

Ivan Demtso
KPMG

Aleksandr Deputat
ELIT GROUP

Anna Derevyanko
EUROPEAN BUSINESS
ASSOCIATION

Dmytro Donenko
ENGARDE
ATTORNEYS-AT-LAW

Oksana Drozach

Mariana Dudnyk
PWC

Igor Dykunsyy
DLF ATTORNEYS-AT-LAW

Anna Folvarochna
ASTERS

Andriy Fortunenکو
AVELLUM

Leonid Gilevich
ILYASHEV & PARTNERS

Yevgen Goncharenko
AEQUO

Yaroslav Guseynov
PWC

Ilhar Hakhramanov
AVELLUM

Vitalii Hamalii
PWC

Mykola Heletiy
CMS CAMERON
MCKENNA LLC

Dmytro Honcharenko
ETERNA LAW

Roman Hryshyn-Hryshchuk
AEQUO

Viktoriiia Hut
ASTERS

Oksana Ilchenko
EGOROV PUGINSKY
AFANASIEV & PARTNERS

Olga Ivanova
ARZINGER

Jon Johannesson
IBCH

Oleg Kachmar
VASIL KISIL & PARTNERS

Alexey Kalayda
DTEK GRIDS

Tetiana Kanashchuk
GLEEDS UKRAINE LLC

Oleg Kanikovskiy
PROXEN & PARTNERS

Yuriy Karpenko
OSNOVA CONSTRUCTION
COMPANY

Yuriy Katser
KPMG

Sergey Kavurko
KIEVENERGO

Pavlo Khodakovskiy
ARZINGER

Halyna Khomenko
EY

Vadym A. Kizlenko
ILYASHEV & PARTNERS

Maryana Kolyada
PWC

Nataliia Kondrashyna
ASTERS

Stanislav Koptilin
ILYASHEV & PARTNERS

Andrey Kosharny
ELIT GROUP

Kateryna Kotenko

Vladimir Kotenko

EY
Alina Kuksenko
ASTERS

Vitaliy Kulinich
EGOROV PUGINSKY
AFANASIEV & PARTNERS

Alla Kushnirenko
DENTONS

Tatyana Kuzmenko
AIG LAW FIRM

Oles Kyvat
ASTERS

Yulia Kyrpa
AEQUO

Oleksii Latsko
EGOROV PUGINSKY
AFANASIEV & PARTNERS

Yevgen Levitskyi
AEQUO

Maksym Libanov
NATIONAL SECURITIES AND
STOCK MARKET COMMISSION

Nickolas Likhachov
SPENSER & KAUFFMANN

Artem Lukyanov
DENTONS

Anastasiya Lytvynenko
ALKIRIS LAW FIRM

Dmytro Makarenko
STATE SERVICE FOR GEODESY,
CARTOGRAPHY AND CADASTER

Maksym Maksymov
VASIL KISIL & PARTNERS

Oleh Malskyy
ETERNA LAW

Victor Marchan
DENTONS

Bohdana Marchuk
ASTERS

Olexander Martynenko
CMS CAMERON
MCKENNA LLC

Dmytro Melnik
KPMG

Larysa Melnychuk
ZAMMLER UKRAINE LLC
Sona Mursalova
KPMG

Ivan Mustanien
EY

Mariya Natsyna
AIG LAW FIRM

Yuriy Nechayev
AVELLUM

Mykola Negrych
GEOS DEVELOPMENT
AND CONSTRUCTION

Vyacheslav Nykytenko
GLEEDS UKRAINE LLC

Kateryna Oliynyk
EGOROV PUGINSKY
AFANASIEV & PARTNERS

Liliya Palko
KPMG

Alesya Pavlynska
ARZINGER

Serhiy Piontkovsky
BAKER MCKENZIE

Sergiy Popov
KPMG

Yulia Potsiluiko
EGOROV PUGINSKY
AFANASIEV & PARTNERS

Vitaliy Pravdyuk
KONNOV & SOZANOVSKY

Julia Prikhodko
EGOROV PUGINSKY
AFANASIEV & PARTNERS

Oleg Ptukh
JURIDICHESKIJ SUPERMARKET

Maksym Reshtakov
VASIL KISIL & PARTNERS

Roman Riabenko
VASIL KISIL & PARTNERS

Alexander Rotov
CONFEDERATION OF
BUILDERS OF UKRAINE

Vadym Samoilenko
ASTERS

Olga Samusieva
HLB UKRAINE

Iuliia Savchenko
ASTERS

Maryana Sayenko
ASTERS

Natalia Selyakova
DENTONS

Olga Serbul
LAW FIRM IP & C CONSULT LLC

Stepan Shef
HLB UKRAINE

Victor Shekera
KPMG

Olga Shenk
CMS CAMERON
MCKENNA LLC

Oleg Shevchuk
PROXEN & PARTNERS

Naida Shykhkerimova
KPMG

Anton Sintsov
EGOROV PUGINSKY
AFANASIEV & PARTNERS

Natalia Spiridonova
EGOROV PUGINSKY
AFANASIEV & PARTNERS

Yulia Spolitak
ETERNA LAW

Iryna Stelmakh
ZAMMILLER UKRAINE LLC

Andriy Stelmashchuk
VASIL KISIL & PARTNERS

Roman Stepanenko
EGOROV PUGINSKY
AFANASIEV & PARTNERS

Andriy Stetsenko
CMS CAMERON
MCKENNA LLC

Mykola Stetsenko
AVELLUM

Olga Stetsenko
CMS CAMERON
MCKENNA LLC

Dmitriy Sykaluk
DLF ATTORNEYS-AT-LAW

Dmytro Symanov
CAI & LENARD

Marharyta Tatarova
ETERNA LAW

Anna Tkachenko
DENTONS

Stanislav Tolochniy
ZAMMILLER UKRAINE LLC

Andriy Tsvytkov
ATTORNEYS' ASSOCIATION
GESTORS

Viktoria Tymoshenko
PWC

Serhii Uvarov
AVELLUM

Camiel van der Meij
PWC

Andriy Valentinovich Vavrish
RIVERSIDE DEVELOPMENT LTD.

Slava Vlasov
PWC

Yuliia Volkova
AEQUO

Elena Volynskaya
LCF LAW GROUP

Olexiy Yanov
LAW FIRM IP & C CONSULT LLC

Yulia Yashenkova
AIG LAW FIRM

Aleksandra Yevstafyeva
EGOROV PUGINSKY
AFANASIEV & PARTNERS

Anna Zorya
ARZINGER

Kateryna Zviagina
ARZINGER

UNITED ARAB EMIRATES

Qurashi Abdulghani
DUBAI MUNICIPALITY

Nadia Abdulrazagh
NADIA ABDULRAZAGH
ADVOCACY & LEGAL
CONSULTATIONS

Hakam Abu-Zarour
EMIRATES DEVELOPMENT BANK

Sultan Ibrahim Al Akraf
DUBAI LAND DEPARTMENT

Ahmad Al Ameri
DUBAI COURTS

Faris Al Amoudi
WHITE & CASE

Laila Al Asbahi
TAMLEEK REAL ESTATE
REGISTRATION TRUSTEE

Mahmood Al Bastaki
DUBAI TRADE

Obaid Saif Atiq Al Falasi
DUBAI ELECTRICITY AND
WATER AUTHORITY

Ibraheam Al Hosani
DUBAI COURTS

Abdullah Al Kaytoob
DUBAI COURTS

Yousuf Mohd Al Khazraji
DUBAI ELECTRICITY AND
WATER AUTHORITY

Tareq Al Marzooqi
AL ETHAD CREDIT BUREAU

Mona Al Mulla
DUBAI COURTS

Marwan Sultan Al Sabbagh
DUBAI ELECTRICITY AND
WATER AUTHORITY

Mohammed Al Suboosi
DUBAI COURTS

Maryam Al Suwaidi
EMIRATES SECURITIES AND
COMMODITIES AUTHORITY

Mohammad Al Suwaidi
AL SUWAIDI & COMPANY

Hussam Al Talhuni
MINISTRY OF FINANCE

Faizan Asif Ali
BLUE ZONE
ELECTROMECHANICAL LLC

Muhammad Mohsin Ali
ADAM GLOBAL

Amir H. Aljord
ABDULLAH ALZAROONI
ADVOCATES AND LEGAL
CONSULTANTS

Hussain Almatrood
AL TAMIMI & COMPANY
ADVOCATES & LEGAL
CONSULTANTS

Layali AlMulla
DUBAI MUNICIPALITY

Taiba Alsafar
AL TAMIMI & COMPANY
ADVOCATES & LEGAL
CONSULTANTS

Hassan Arab
AL TAMIMI & COMPANY
ADVOCATES & LEGAL
CONSULTANTS

Anil Azhikodan Veettil
CENTRAL BANK OF THE
UNITED ARAB EMIRATES

Elmugtaba Bannaga

Piyush Bhandari
INTUIT MANAGEMENT
CONSULTANCY

Mazen Boustany
BAKER MCKENZIE

Omar Bushahab
BUSINESS REGISTRATION
IN DEPARTMENT OF
ECONOMIC DEVELOPMENT

Maggie Chang
PWC UNITED ARAB EMIRATES

Pooja Dabir
PWC UNITED ARAB EMIRATES

Lisa Dale
AL TAMIMI & COMPANY
ADVOCATES & LEGAL
CONSULTANTS

Tania De Swart
REED SMITH

Niaz Ebrahim
BRIGHT ELECTRICAL
WORKS LLC

Ghassan El Asmar
DUBAI ELECTRICITY AND
WATER AUTHORITY

Usman Elahi
AL ETHAD CREDIT BUREAU

Rohit Ghai
10 LEAVES LIMITED

Syed Ali Hussnain Gilani
AL MEHER CONTRACTING
CO. LLC

Jamal Guzman
AL AJMI ENGINEERING
CONSULTANTS

Riya Habeeb
OHIM ELECTROMECHANIC

Nazim Hashim
AFRIDI & ANGELL, MEMBER
OF LEX MUNDI

Sydene Helwick
AL TAMIMI & COMPANY
ADVOCATES & LEGAL
CONSULTANTS

Mohamed Hilal
FAHAD BIN TAMIM
ADVOCATES AND LEGAL
CONSULTANTS

Ziad Jibril
TALAL ABU-GHAZALEH
LEGAL (TAG-LEGAL)

Edger Larose Joseph
AMPTEC
ELECTROMECHANICAL LLC

Sony Joseph
INTERTECHS
ELECTROMECHANICAL
CONTRACTORS LLC

Joniah Kshalaba
PWC UNITED ARAB EMIRATES

Mohammad Z. Kawasmi
AL TAMIMI & COMPANY
ADVOCATES & LEGAL
CONSULTANTS

Dean Kern
PWC UNITED ARAB EMIRATES

Ashraf Khadir
AL TAMIMI & COMPANY
ADVOCATES & LEGAL
CONSULTANTS

Vipul Kothari
KOTHARI AUDITORS
& ACCOUNTANTS

Charles Laubach
AFRIDI & ANGELL, MEMBER
OF LEX MUNDI

Katrina Mackay
REED SMITH

Rana Madi
DUBAI MUNICIPALITY

Christine Maksoud
BAROUDI & ASSOCIATES

Junaid Malik
AL ETHAD CREDIT BUREAU

Udayan Mukherjee
DENTONS

Mahmoud Najjar
ADNAN SAFFARINI
CONSULTANTS

Himadri Pathak
INTUIT MANAGEMENT
CONSULTANCY

Vijendra Vikram Singh Paul
TALAL ABU-GHAZALEH
LEGAL (TAG-LEGAL)

Sinoj Philip

Nicolas Pieri
REED SMITH

Ahmed Qamzi
CENTRAL BANK OF THE
UNITED ARAB EMIRATES

Motaz Qaoud
AL KHAWAJA ENGINEERING
CONSULTANCY

Samer Qudah
AL TAMIMI & COMPANY
ADVOCATES & LEGAL
CONSULTANTS

Mohamed Younus Rafeeq
BINLAHEJ
ELECTROMECHANICAL LLC

Yusuf Rafiudeen
DUBAI ELECTRICITY AND
WATER AUTHORITY

Ashraf M. Rahman
ADAM GLOBAL

Azizur Rahman
CHANCE ELECTROMECHANICAL
WORKS LLC

Johnson Rajan
INTUIT MANAGEMENT
CONSULTANCY

Mehul Rajyaguru
AL HILJ STAR
ELECTROMECHANICAL
WORKS LLC

Chatura Randeniya
AFRIDI & ANGELL, MEMBER
OF LEX MUNDI

Jochem Rossel
PWC UNITED ARAB EMIRATES

Mohammad Safwan
AL HASHEMI PLANNERS,
ARCHITECTS, ENGINEERS

Said Said
DUBAI TRADE

Mohammed Ahmed Saleh
DUBAI MUNICIPALITY

Safiya Samhan
DUBAI COURTS

Sulakhana Senanayake
AFRIDI & ANGELL, MEMBER
OF LEX MUNDI

Osama Shabaan
TALAL ABU-GHAZALEH
LEGAL (TAG-LEGAL)

Hassan Shakrouf
GLOBAL TEAM UAE

Advaita Sharma
ADAM GLOBAL

Arvind Sinha
RCS PVT. LTD. BUSINESS
ADVISORS GROUP

Walid Takroui
AL ETHAD CREDIT BUREAU

Hamad Thani Mutar
DUBAI COURTS

Nitin Tirath
DUBAI TRADE

Arun Udayabhanu
BRIGHT ELECTRICAL
WORKS LLC

Hannan Uddin
CHANCE ELECTROMECHANICAL
WORKS LLC

Alan Wood
PWC UNITED ARAB EMIRATES

Baher Yousef
ENGINEERING CONSULTANTS
GROUP (ECG)

UNITED KINGDOM

COMPANIES HOUSE

DIAZ REUS & TARG LLP

EN SUITER & SONS LTD.

HIGGINS CONSTRUCTION

NPS GROUP
THE INSOLVENCY SERVICE
WHITE & CASE LLP
Olivia Anderson
MILBANK, TWEED, HADLEY
& MCCLOY LLP
Marie Batchelor
BIRKETTS LLP
Gautam Bhattacharyya
REED SMITH LLP
Moshe Bordon
MILBANK, TWEED, HADLEY
& MCCLOY LLP
Marlies Braun
WEDLAKE BELL LLP
Hannah Brellisford
MORRISON & FOERSTER LLP
Kerri Bridges
REED SMITH LLP
Danny Campbell
PWC UNITED KINGDOM
Brendon Christian
BUSINESS LAW BC
Karen Clarke
CMS CAMERON MCKENNA LLP
Michael Collard
5 PUMP COURT CHAMBERS
Christopher Collins
SHEARMAN & STERLING LLP
James Collinson
DLA PIPER UK LLP
Ashley Damiral
CMS CAMERON MCKENNA LLP
Neelesh Datar
ALBIEA
John Dewar
MILBANK, TWEED, HADLEY
& MCCLOY LLP
Charlotte Doherty
HARBOTTLE & LEWIS
Zaki Ejaz
RIGHT LEGAL ADVICE
Paul Fleming
DECHERT LLP
Yvonne Gallagher
HARBOTTLE & LEWIS
Johan Garcia
SHERRARDS SOLICITORS
Donald Gray
DARWIN GRAY LLP
Rakesh Grubb-Sharma
MORRISON & FOERSTER LLP
Louise Gullifer
OXFORD UNIVERSITY,
COMMERCIAL LAW CENTER
Andrew Haywood
PENNINGTONS MANCHES LLP
Jerry Healy
SHEARMAN & STERLING LLP
Chris Horrocks
DECHERT LLP
Daden Hunt
BIRKETTS LLP
Richard Isham
WEDLAKE BELL LLP
Hannah Jones
SHERRARDS SOLICITORS
Michael Josypenko
INSTITUTE OF EXPORT
Robert Keen
BRITISH INTERNATIONAL
FREIGHT ASSOCIATION

Katherine Keenan
WEDLAKE BELL LLP
Pascal Lalande
HER MAJESTY'S
LAND REGISTRY
Sarah Lawson
DENTON WILDE SAPTE
Bob Ledsome
MINISTRY OF HOUSING,
COMMUNITIES AND
LOCAL GOVERNMENT
Sarah Leslie
SHEPHERD AND
WEDDERBURN LLP
Sandra Lou
SKADDEN, ARPS, SLATE,
MEAGHER & FLOM LLP
Neil Maclean
SHEPHERD AND
WEDDERBURN LLP
Neil Magrath
UK POWER NETWORKS
Christopher Mallon
SKADDEN, ARPS, SLATE,
MEAGHER & FLOM LLP
Peter Manning
SIMMONS & SIMMONS LLP
Paul Marmor
SHERRARDS SOLICITORS
Katie Matthews
SHEARMAN & STERLING LLP
Mark McGarry
SAFFERY CHAMPNESS
Antoinette McManus
PWC UNITED KINGDOM
Monika Mecevic
DECHERT LLP
Howard Morris
MORRISON & FOERSTER LLP
Phil Moss
LUBBOCK FINE—MEMBER
OF RUSSELL BEDFORD
INTERNATIONAL
Tom Neilson
MILBANK, TWEED, HADLEY
& MCCLOY LLP
Peter Newman
MILBANK, TWEED, HADLEY
& MCCLOY LLP
Kevin Nicholson
PWC UNITED KINGDOM
Felicia Hanson Ofori-Quaah
MILBANK, TWEED, HADLEY
& MCCLOY LLP
Chidi Onyeché
LATHAM & WATKINS LLP
Elizabeth Ormesher
CMS CAMERON MCKENNA LLP
Ivy-Victoria Otradovec
SHEARMAN & STERLING LLP
Emma Phillips
HER MAJESTY'S
LAND REGISTRY
Helena Potts
LATHAM & WATKINS LLP
Edward Rarity
SHEARMAN & STERLING LLP
Matthew Roberts
SHEARMAN & STERLING LLP
Alex Rogan
SKADDEN, ARPS, SLATE,
MEAGHER & FLOM LLP
Brittany Roger
SHEARMAN & STERLING LLP

Benedict Sharrock
REED SMITH LLP
Georgia Shaw
WEDLAKE BELL LLP
Richard Simms
PWC UNITED KINGDOM
Michael Steiner
DENTON WILDE SAPTE
Philip Stopford
SHEARMAN & STERLING LLP
William Summerlin
CMS CAMERON MCKENNA LLP
Aidan Sutton
PWC UNITED KINGDOM
Stuart Swift
MILBANK, TWEED, HADLEY
& MCCLOY LLP
Isabel Vickers
MILBANK, TWEED, HADLEY
& MCCLOY LLP
Sam Whitaker
SHEARMAN & STERLING LLP
Alistair White
DLA PIPER UK LLP
Geoff Wilkinson
WILKINSON CONSTRUCTION
CONSULTANTS
David Ziyambi
LATHAM & WATKINS LLP
UNITED STATES
DIAZ REUS & TARG LLP
Paula Allegra Stuart Kane
Manish Antani
BLANK ROME LLP
Bjorn Bjerke
SHEARMAN & STERLING LLP
Eve Brackmann
STUART KANE
Simon Cassell
WHITE & CASE LLP
Steven Clark
CLARK FIRM PLLC
Carlos Cruz
María Amalia Cruz
Melanie L. Cyganowski
OTTERBOURG PC
Anne-Karine Dabo
WHITE & CASE LLP
Vilas Dhar
DHAR LAW, LLP
George Dimov
GEORGE DIMOV, CPA
Joshua L. Ditelberg
SEYFARTH SHAW LLP
Buddy Donohue
SHEARMAN & STERLING LLP
Paul Drizner
SEYFARTH SHAW LLP
Michael Dyll
TEXAS INTERNATIONAL FREIGHT
David Elden
PARKER, MILLIKEN, CLARK,
O'HARA & SAMUELIAN
Paul Epstein
SHEARMAN & STERLING LLP
Julia Fetherston
BOSTON CONSULTING GROUP
Irma Foley
ORRICK, HERRINGTON
& SUTCLIFFE LLP
William Gould
TROYGOULD PC

Javier Gutierrez
STUART KANE
Michael Guttentag
LOYOLA SCHOOL OF
LAW, LOS ANGELES
Tony Hadley
EXPERIAN
Thomas Halket
Timi Anyon Hallem
MANATT, PHELPS
& PHILLIPS LLP
Sanford Hillsberg
TROYGOULD PC
Neil Jacobs
NI JACOBS & ASSOCIATES
Christopher Kelleher
SEYFARTH SHAW LLP
Joshua Kochath
COMAGE CONTAINER LINES
John LaBar
HENRY, MCCORD,
BEAN, MILLER, GABRIEL
& LABAR PLLC
Jen Leary
CLIFTONLARSONALLEN LLP
Sophie Jihye Lee
SHEARMAN & STERLING LLP
Wen-Ching Lin
LAW OFFICES OF
WEN-CHING LIN
Bradford L. Livingston
SEYFARTH SHAW LLP
Michael Lobie
SEYFARTH SHAW LLP
Jim MacLellan
THE PORT OF LOS ANGELES
Jeffrey Makin
ARENT FOX LLP
Michael Mantell
MANTELL LAW
Eliza McDougall
WHITE & CASE LLP
Dietrick Miller
TROYGOULD PC
Amy Moore
CLIFTONLARSONALLEN LLP
Rob Morrison
WHITE & CASE LLP
Kelly J. Murray
PWC UNITED STATES
David Newberg
COLLIER, HALPERN,
NEWBERG, NOLLETTI LLP
Christopher O'Connell
PARKER, MILLIKEN, CLARK,
O'HARA & SAMUELIAN
Jennifer Oosterbaan
SHEARMAN & STERLING LLP
Michael Pettingil
SHEARMAN & STERLING LLP
Eric Pezold
SNELL & WILMER
Shanen Prout
LAW OFFICE OF
SHANEN R. PROUT
Karen Quintana
YUSEN LOGISTICS AMERICAS
Kenneth Rosen
UNIVERSITY OF ALABAMA
SCHOOL OF LAW
Daren M. Schlechter
LAW OFFICE OF DAREN
M. SCHLECTER

William Shawn
SHAWNCOULSON LLP
Wes Sheldon
SHEARMAN & STERLING LLP
Richard L. Stehl
OTTERBOURG PC
Joseph Tannous
JT CONSTRUCTION
Michael Temin
FOX ROTHSCHILD LLP
Frederick Turner
James J. Varellas III
VARELLAS & VARELLAS
Robert Wallace
STUART KANE
Rishi Wijay
SHEARMAN & STERLING LLP
Olga Zalomiy
LAW OFFICES OF OLGA
ZALOMIY PC
Andry Zinsou
SHEARMAN & STERLING LLP

URUGUAY

EQUIFAX—CLEARING
DE INFORMES
JIMÉNEZ DE ARÉCHAGA,
VIANA & BRAUSE
Ana Inés Alfaro de Hegedus
FISCHER & SCHICKENDANTZ
Marta Alvarez
ADMINISTRACIÓN NACIONAL
DE USINAS Y TRANSMISIÓN
ELÉCTRICA (UTE)
Bernardo Amorín
AMORIN ABOGADOS
Alfredo Arocena
FERRERE ABOGADOS
Gaston Atchugarry
GASTON ATCHUGARRY
ARQUITECTURA
Fernando Bado
ESTUDIO DR. MEZZERA
Leticia Barrios
Jonás Bergstein
BERGSTEIN ABOGADOS
Juan Bonet
GUYER & REGULES,
MEMBER OF LEX MUNDI
Luis Burastero Servetto
LUIS BURASTERO & ASOC.
Carina Camarano
DIRECCIÓN NACIONAL DE
ADUANAS URUGUAY
Enrique Canon
DIRECCIÓN NACIONAL DE
ADUANAS URUGUAY
Lucía Carbajal
POSADAS, POSADAS & VECINO
Maria Noel Corchs
TMF GROUP
Victoria Costa
HUGHES & HUGHES
Leonardo Couto
JOSE MARIA FACAL & CO.
Hernán de la Fuente
ESCRIBANÍA DE LA FUENTE
Fernando De Posadas
POSADAS, POSADAS & VECINO
Rosana Díaz
SUPERINTENDENCIA
DE SERVICIOS
FINANCIEROS—BANCO
CENTRAL DEL URUGUAY

Carolina Díaz De Armas
GUYER & REGULES,
MEMBER OF LEX MUNDI

Milagros Eiroa
PWC URUGUAY

Karen Elorza
GALANTE & MARTINS

Analia Fernández Gonzalez
BERGSTEIN ABOGADOS

Javier Fernández Zerbino
BADO, KUSTER, ZERBINO
& RACHETTI

José Ferrara
ANP (ADMINISTRACIÓN
NACIONAL DE PUERTOS)

Hector Ferreira
HUGHES & HUGHES

Juan Federico Fischer
ANDERSEN GLOBAL

Sergio Franco
PWC URUGUAY

Carolina Fuica
GUYER & REGULES,
MEMBER OF LEX MUNDI

Diego Galante
GALANTE & MARTINS

Giorgina Galante
GALANTE & MARTINS

Margarita García
ESTUDIO LOZANO LTDA

Alejandra García
FERRERE ABOGADOS

Daniel García
PWC URUGUAY

Enrique García Pini
ADMINISTRACIÓN NACIONAL
DE USINAS Y TRANSMISIÓN
ELÉCTRICA (UTE)

Marcelo García Pintos
GUYER & REGULES,
MEMBER OF LEX MUNDI

Martín Gastañaga
MINISTERIO DE GANADERÍA,
AGRICULTURA Y PESCA

Rodrigo Gonzalez
GUYER & REGULES,
MEMBER OF LEX MUNDI

Nelson Alfredo Gonzalez
SDV URUGUAY

Pablo Gonzalez
TMF GROUP

Tomas Gurmendez
POSADAS, POSADAS & VECINO

Andrés Hessdörfer
OLIVERA ABOGADOS

Alfredo Inciarte Blanco
ESTUDIO INCIARTE

Daniela Jaunarena
AMORIN ABOGADOS

Jimena Lanzani
GUYER & REGULES,
MEMBER OF LEX MUNDI

Santiago Madalena
GUYER & REGULES,
MEMBER OF LEX MUNDI

Leandro Marques
PWC URUGUAY

Ana Claudia Marrero
BERGSTEIN ABOGADOS

Enrique Martinez
ASOCIACIÓN DE
DESPACHANTES DE
ADUANA DEL URUGUAY

Enrique Martínez
Schickendantz
ASOCIACIÓN DE
DESPACHANTES DE
ADUANA DEL URUGUAY

Lucía Matulevicius
RUSSELL BEDFORD
INTERNATIONAL

Leonardo Melos

Ricardo Mezzera
MEZZERA ABOGADOS

Alejandro Miller Artola
GUYER & REGULES,
MEMBER OF LEX MUNDI

Federico Moares
RUSSELL BEDFORD
INTERNATIONAL

Daniel Ignacio Mosco Gómez
GUYER & REGULES,
MEMBER OF LEX MUNDI

Pablo Mosto
ADMINISTRACIÓN NACIONAL
DE USINAS Y TRANSMISIÓN
ELÉCTRICA (UTE)

María Mercedes Nin
BERGSTEIN ABOGADOS

Mateo Noseda
GUYER & REGULES,
MEMBER OF LEX MUNDI

Lucía Patrón
FERRERE ABOGADOS

Alejandro Pena
SUPERINTENDENCIA
DE SERVICIOS
FINANCIEROS—BANCO
CENTRAL DEL URUGUAY

Domingo Pereira
BERGSTEIN ABOGADOS

Federico Pereira
PWC URUGUAY

Mariana Pisón
BERGSTEIN ABOGADOS

Walter Planells
FERRERE ABOGADOS

María Clara Porro
FERRERE ABOGADOS

María Posada
SUPERINTENDENCIA
DE SERVICIOS
FINANCIEROS—BANCO
CENTRAL DEL URUGUAY

María Carolina Queraltó
ARCIA STORACE FUENTES
MEDINA ABOGADOS

María Macarena Rachetti
PWC URUGUAY

Cecilia Ricciardi
ANDERSEN GLOBAL

Carolina Sarroca
ARCIA STORACE FUENTES
MEDINA ABOGADOS

Eliana Sartori
PWC URUGUAY

Valeria Sasso
AGRONEGOCIOS DEL PLATA

Fabiana Steinberg
HUGHES & HUGHES

Dolores Storace
ARCIA STORACE FUENTES
MEDINA ABOGADOS

Carolina Techera
PWC URUGUAY

Juan Ignacio Troccoli
ANDERSEN GLOBAL

Pablo Varela
POSADAS, POSADAS & VECINO

Miguel Vilariño
CAMARA DE INDUSTRIAS
DE URUGUAY

Mario Vogel
TMF GROUP

Virginia Zarauz
TMF GROUP

UZBEKISTAN

ADVOKAT-HIMOYA
LAW OFFICE

CHAMBER OF COMMERCE
AND INDUSTRY OF
UZBEKISTAN (CCIU)

UZBEKENERGO

Dilbar Abduganieva
CENTRAL BANK OF THE
REPUBLIC OF UZBEKISTAN

Ulugbek Abdullaev
DENTONS

Ravshan Adilov
CENTIL LAW FIRM

Kirill Afanashev
SCHNEIDER GROUP

Zulfiya Akchurina
GRATA INTERNATIONAL

Azizbek Akhmadjonov
KOSTA LEGAL

Mels Akhmedov
BAS LAW FIRM

Rustam Akramov
GRATA INTERNATIONAL

Umid Aripdjanov
CENTIL LAW FIRM

Bobir Ziyamitdinovich
Artukmetov
KPMG

Elvina Asanova
GRATA INTERNATIONAL

Arsen Ayrapetyans
ASSOCIATION OF CUSTOMS
BROKERS UZBEKISTAN

Jakhongir Azimov
DIPLOMAT LAW FIRM

Olimkhon Azimov
INDIGO BARAKA SERVIS

Maxim Dogonkin
KOSTA LEGAL

Nail Hassanov
KOSTA LEGAL

Nadira Irgasheva
CENTIL LAW FIRM

Javokhir Karimov
DENTONS

Dilshad Khabibullaev
CENTIL LAW FIRM

Olmoskhon Khamidova
GRATA INTERNATIONAL

Rustam Khaytmetov
ARTIFEX GROUP

Stanislav Kim
DIPLOMAT LAW FIRM

Sergey Mayorov
SIMAY KOM

Tatyana Popovkina
GRATA INTERNATIONAL

Manzura Raximova
DENTONS

Mirzaaziz Ruziev
GRATA INTERNATIONAL

Muzaffar Salomov
CREDIT BUREAU CREDIT
INFORMATIONAL-
ANALYTICAL CENTRE LLC

Sabina Saparova
GRATA INTERNATIONAL

Farhad Sattarov
SIMAY KOM

Nizomiddin Shakhbutdinov
LEGES ADVOKAT LAW FIRM

Azamatjon Shavkatov
GRATA INTERNATIONAL

Victoria Smirnova
VICTORY YURCONSALT

Nargiza Turgunova
GRATA INTERNATIONAL

Bakhtiyor Yerimbetov
BEK BROKER

Nodir Yuldashev
GRATA INTERNATIONAL

Shukhrat Yunusov
DENTONS

Dilafroz Yusupova
DIPLOMAT LAW FIRM

VANUATU

SIM A CONSTRUCTION
AND JOINERY

Loic Bernier
CAILLARD & KADDOUR

Frederic Derousseau
UNELCO

Delores Elliott
Anthony Frazier

Geoffrey Gee
GEOFFREY GEE & PARTNERS

David Hudson
HUDSON & SUGDEN

Bill Jimmy
VANUATU'S OWN LOGISTICS

Lionel Kaluat
DEPARTMENT OF LABOUR

Chris Kernot
FR8 LOGISTICS LTD.

Jonathan Law
LAW PARTNERS

Marc Antoine Morel
CABINET AJC, AN INDEPENDENT
CORRESPONDENT MEMBER
OF DFK INTERNATIONAL

Sandy Mwetu
MUNICIPALITY OF PORT VILA

Edward Nalyal
EDWARD NALYAL & PARTNERS

Junior Natu
UTILITIES REGULATORY
AUTHORITY OF VANUATU

Gaetan Junior Pikione
UTILITIES REGULATORY
AUTHORITY OF VANUATU

Davidson Seth
UTILITIES REGULATORY
AUTHORITY OF VANUATU

Mark Stafford
BARRETT & PARTNERS

Martin St-Hilaire
CABINET AJC, AN INDEPENDENT
CORRESPONDENT MEMBER
OF DFK INTERNATIONAL

VENEZUELA, RB

Tamara Adrian
ADRIAN & ADRIAN

Yanet Aguiar
DESPACHO DE ABOGADOS
MIEMBROS DE NORTON
ROSE FULBRIGHT SC

Juan Enrique Aigster
HOET PELAEZ CASTILLO
& DUQUE

Juan Domingo Alfonso
Paradisi
TORRES PLAZ & ARAUJO

Servio T. Altuve Jr.
SERVIO T. ALTUVE R.
& ASOCIADOS

Aixa Añez
D'EMPAIRE

Biba Arciniegas
D'EMPAIRE

Marian Basciani
DE SOLA PATE & BROWN,
ABOGADOS—CONSULTORES

Andrea Cruz
TORRES PLAZ & ARAUJO

Geraldine d'Empaire
D'EMPAIRE

Oscar de Lima G.
DEBARR C.A.

Arturo De Sola Lander
DE SOLA PATE & BROWN,
ABOGADOS—CONSULTORES

Carlos Domínguez Hernández
LEGA ABOGADOS

Omar Fernandez Russo
CEPACEX

Jose Javier Garcia
PWC VENEZUELA

Maria Geige
DESPACHO DE ABOGADOS
MIEMBROS DE NORTON
ROSE FULBRIGHT SC

Luis Ignacio Gil Palacios
PALACIOS, ORTEGA
Y ASOCIADOS

Carlos Gouveia
ARKI ELÉCTRICA CA

José Gregorio Torrealba
LEGA ABOGADOS

Litsay Guerrero
CONAPRI

Alfredo Hurtado
HURTADO ESTEBAN Y
ASOCIADOS—MEMBER
OF RUSSELL BEDFORD
INTERNATIONAL

Enrique Itriago
RODRIGUEZ & MENDOZA

Daniela Jaimés
DESPACHO DE ABOGADOS
MIEMBROS DE NORTON
ROSE FULBRIGHT SC

Gabriela Longo
PALACIOS, ORTEGA
Y ASOCIADOS

Ricardo Luna
DATACRÉDITO—EXPERIAN
VENEZUELA

Greta Marazzi
ADRIAN & ADRIAN

Rafael Alberto Medina Ulacio
EMPRESAS MEDINA

Pedro Mendoza
MENDOZA DAVILA TOLEDO

José Manuel Ortega
PALACIOS, ORTEGA
Y ASOCIADOS

Pedro Pacheco
PWC VENEZUELA

Bruno Paredes
LOGISTIKA TSM

Ruth Paz
PWC VENEZUELA
Bernardo Pisani
RODRIGUEZ & MENDOZA

Domingo Piscitelli
TORRES PLAZ & ARAUJO
Alfonso Porras
ALTUM ABOGADOS
Juan Carlos Pró-Risquez
DESAPACHO DE ABOGADOS
MIEMBROS DE NORTON
ROSE FULBRIGHT SC

Luis Mariano Rodriguez
CONAPRI
Pedro Saghy
DESAPACHO DE ABOGADOS
MIEMBROS DE NORTON
ROSE FULBRIGHT SC

Eva Marina Santos
HOET PELAEZ CASTILLO
& DUQUE

Laura Silva Aparicio
LEGÁ ABOGADOS

Jean Paul Simon
TORRES PLAZ & ARAUJO

Franco Stanzione
STANZIONE

Elias Tarbay
LEGÁ ABOGADOS

Lenhy Saraid Torrealba Flores
EMPRESAS MEDINA

Oscar Ignacio Torres
TRAVIESO EVANS ARRIA
RENGEL & PAZ

Andreina Velásquez
D'EMPAIRE

Salomon Wahnich
DATACRÉDITO—EXPERIAN
VENEZUELA

VIETNAM

GRANT THORNTON LLP

Viet Anh Hoang
DIMAC LAW FIRM

Tam Bui
DIMAC LAW FIRM

Frederick Burke
BAKER MCKENZIE

Tran Cong Quoc
BIZCONSULT LAW FIRM

Giles Thomas Cooper
DUANE MORRIS LLC

Ba Hai Minh Dao
HONOR PARTNERSHIP LAW
COMPANY LIMITED (HPLAW)

Thi Bich Tram Dao
INDOCHINE COUNSEL

Thanh Huu Dinh
BEE LOGISTICS CORPORATION

Van Dinh Thi Quynh
PWC VIETNAM

Thuy Linh Do
RUSSELL BEDFORD KTC
ASSURANCE & BUSINESS
ADVISORS—MEMBER
OF RUSSELL BEDFORD
INTERNATIONAL

Dang The Duc
INDOCHINE COUNSEL

Thanh Duong
DIMAC LAW FIRM

Tran Quang Huy
VILAF LAW FIRM

Dai Thang Huynh
DFDL

Anh Tuan Le
THE NATIONAL CREDIT
INFORMATION CENTRE—THE
STATE BANK OF VIETNAM

Nhan Le
DUANE MORRIS LLC

Phuong Uyen Le Hoang
RUSSIN & VECCHI

Loc Le Thi
YKVN

Phuoc Le Van
HO CHI MINH CITY POWER
CORPORATION (EVN HCMC)

Logan Leung
RAJAH & TANN LCT LAWYERS

Tien Ngoc Luu
VISION & ASSOCIATES

Christopher Marjoram
PWC VIETNAM

Hoang Minh Duc
DUANE MORRIS LLC

Lan Nghiem Hoang
PWC VIETNAM

Duy Minh Ngo
VB LAW

Dang Nguyen
MARUBENI VIETNAM
COMPANY LIMITED

Hien Nguyen
DIMAC LAW FIRM

HK Oanh Nguyen
BAKER MCKENZIE

Hoang Kim Oanh Nguyen
BAKER MCKENZIE

Huong Nguyen
MAYER BROWN LLP

Khanh Ly Nguyen
RUSSELL BEDFORD KTC
ASSURANCE & BUSINESS
ADVISORS—MEMBER
OF RUSSELL BEDFORD
INTERNATIONAL

Phong Nguyen
GIDE LOYRETTE NOEL
MEMBER OF LEX MUNDI

Q. Anh Nguyen
GROUP COUNSEL

Thanh Hai Nguyen
BAKER MCKENZIE

Thi Phuong Lan Nguyen
VIETNAM CREDIT
INFORMATION JSC (PCB)

Thi Phuong Thao Nguyen
VIETNAM CREDIT
INFORMATION JSC (PCB)

Thu Ha Nguyen
DFDL

Tieu My Nguyen
HONOR PARTNERSHIP LAW
COMPANY LIMITED (HPLAW)

Tram Nguyen
YKVN

Trang Nguyen
THE NATIONAL CREDIT
INFORMATION CENTRE—THE
STATE BANK OF VIETNAM

Tuan Nguyen

Viet Trung Nguyen
BAKER MCKENZIE

Dong Huong Nguyen Thi
RAJAH & TANN LCT LAWYERS

Dung Pham
INDOCHINA LEGAL LAW FIRM

Hung Duy Pham
RUSSELL BEDFORD KTC
ASSURANCE & BUSINESS
ADVISORS—MEMBER
OF RUSSELL BEDFORD
INTERNATIONAL

Huong Pham
YKVN

Thanh Huong Pham
THE NATIONAL CREDIT
INFORMATION CENTRE—THE
STATE BANK OF VIETNAM

Thu Trang Pham
VISION & ASSOCIATES

Tien Minh Pham
INDOCHINE COUNSEL

Anh Vu Phan
INDOCHINE COUNSEL

Trung Viet Phan
HONOR PARTNERSHIP LAW
COMPANY LIMITED (HPLAW)

Viet D. Phan
LUATPVD

Le Mai Phuong
HO CHI MINH CITY POWER
CORPORATION (EVN HCMC)

Phan Nguyen Minh Phuong
VN COUNSEL

Dang Anh Quan
RUSSIN & VECCHI

Phan Vinh Quang
ASIAN DEVELOPMENT BANK
MEKONG BUSINESS INITIATIVE

Nguyen Que Tam
CSP LEGAL LLC

Van Anh Thai
RUSSELL BEDFORD
KTC—MEMBER OF RUSSELL
BEDFORD INTERNATIONAL

Nguyen Thi Hong Thang
VN COUNSEL

Dinh The Phuc
ELECTRICITY REGULATORY
AUTHORITY OF VIETNAM

Le Thi Diem
BIZCONSULT LAW FIRM

Nguyen Thi Thu Ha
BIZCONSULT LAW FIRM

Le Thi Thu Phuong
DFDL

Tan Heng Thye
CSP LEGAL LLC

Antoine Toussaint
INDOCHINA LEGAL LAW FIRM

Son Tran Duc
RAJAH & TANN LCT LAWYERS

Linh Tran Thi Ngoc
LUATVIET—ADVOCATES
& SOLICITORS

Tran Yen Uyen
CSP LEGAL LLC

Thuy Vy Vo
BAKER MCKENZIE

Emerald Minh Ngoc Vu
PWC VIETNAM

Hong Hanh Vu
MAYER BROWN LLP

Thu Hang Vu
HONOR PARTNERSHIP LAW
COMPANY LIMITED

Que Vu Thi
RAJAH & TANN LCT LAWYERS

Quoc Vuong
GROUP COUNSEL

Son Ha Vuong
VISION & ASSOCIATES

Kent Wong
VCI LEGAL

WEST BANK AND GAZA

EY

MINISTRY OF FINANCE &
PLANNING—CUSTOMS &
EXCISES, VAT DIRECTORATE

Basel Abdo
ITTQAN CONSULTING SERVICES

Tareq Al Masri
MINISTRY OF NATIONAL
ECONOMY

Shadi Al-Haj
PWC

Sharhabeel Al-Zaeem
AL-ZAEEM & ASSOCIATES

Haytham L. Al-Zubi
AL-ZUBI LAW OFFICE

Moayad Amouri
PWC

Muhanad Assaf
ITTQAN CONSULTING SERVICES

Hanna Atrash
AEG

Firas Attareh
HUSSAM ATTEREH GROUP
FOR LEGAL SERVICES

Duaa Aweida
ITTQAN CONSULTING SERVICES

Anan Boshnaq
E-FREIGHT INTERNATIONAL CO.

Ayman Dahbour
TALAL ABU-GHAZALEH
LEGAL (TAGLEGAL)

Imad Dayyeh
TRAINING & MANAGEMENT
INSTITUTE (TAMI)

Ashraf Far
ITTQAN CONSULTING SERVICES

Ali Faroun
PALESTINIAN MONETARY
AUTHORITY

Lina Ghbeish
PALESTINE CAPITAL
MARKETS AUTHORITY

Amer Habash

Nadeen Haddad
THE PALESTINIAN COMPANY
FOR OPERATIONAL AND
CAPITAL LEASE (PALLEASE)

Yousef Hammodeh
PALESTINE AUDITING &
ACCOUNTING CO.

Ali Hamoudeh
JERUSALEM DISTRICT
ELECTRICITY COMPANY
(JDECO)

Samir Hulileh
PADICO HOLDINGS

Hiba I. Hussein
HUSSEINI & HUSSEINI

Rasem Kamal
KAMAL & ASSOCIATES—
ATTORNEYS AND
COUNSELLORS-AT-LAW

Raja Khwialad
COMPANIES CONTROL

Sireen Lubbadah
MINISTRY OF NATIONAL
ECONOMY

Dima Saad Mashaqi
RAMALLAH MUNICIPALITY

Wroud Meliji
THE PALESTINIAN COMPANY
FOR OPERATIONAL AND
CAPITAL LEASE (PALLEASE)

Jamal Milhem
TALAL ABU-GHAZALEH
LEGAL (TAGLEGAL)

Manal Nassar
JERUSALEM DISTRICT
ELECTRICITY COMPANY
(JDECO)

Mark G. Nesnas
ITTQAN CONSULTING SERVICES

Samer Odeh
LAND REGISTRATION

Raed Rajab

Wael Saadi
PWC

Maya Sarhan
PALESTINIAN MONETARY
AUTHORITY

Suhaib Sharif
SHARP & BEYOND FOR
LEGAL AND INVESTMENT
CONSULTING SERVICES

Mazin Theeb
SHAHD ELECTRICAL
ENGINEERING CONSULTANTS

YEMEN, REP.

Khalid Abdullah
SHEIKH MOHAMMED
ABDULLAH SONS (EST. 1927)

Tariq Abdullah
LAW OFFICES OF SHEIKH
TARIQ ABDULLAH

Shafiq Adat
LAW OFFICES OF SHEIKH
TARIQ ABDULLAH

Ghazi Shaif Al Aghbari
AL AGHBARI &
PARTNERS LAW FIRM

Khaled Al Wazir
KHALED AL WAZIR LAW FIRM

Noura Yahya H. Al-Adhhi
CENTRAL BANK OF YEMEN

Abdul Gabar A. Al-Adimi
ABDUL GABAR A. AL-ADIMI
FOR CONSTRUCTION & TRADE

Yaser Al-Adimi
ABDUL GABAR A. AL-ADIMI
FOR CONSTRUCTION & TRADE

Ramzi Al-Ariqi
GRANT THORNTON YEMEN

Hesham Al-Bawani
KHALED AL WAZIR LAW FIRM

Khaled Al-Buraihi
KHALED AL-BURAIHI FOR
ADVOCACY & LEGAL SERVICES

Ahmed Al-Gharasi
AL-GHASARI TRADING

Mohamed Taha Hamood
Al-Hashimi
MOHAMED TAHA
HAMOOD & CO.

Omar Yahay Al-Qatani
CENTRAL BANK OF YEMEN

Ameen Al-Rabeei
SAWSIA ORGANIZATION

Mahmood Abdulaziz
Al-Sharmani
LAWYER

Abdulla Farouk Luqman
LUQMAN LEGAL ADVOCATES
& LEGAL CONSULTANTS

Amani Hail
CENTRAL BANK OF YEMEN
Ejlal Mofadal
CENTRAL BANK OF YEMEN

Laila A. Mohammed
AL AGHBARI &
PARTNERS LAW FIRM

Khaled Mohammed Salem Ali
LUQMAN LEGAL ADVOCATES
& LEGAL CONSULTANTS

Nigel Truscott
DAMAC GROUP

ZAMBIA

Azizhusein Adam
AD ADAMS & CO.

Salome Banda
KPMG

Wilson Banda
PATENTS AND COMPANIES
REGISTRATION
AGENCY (PACRA)

Judy Beene
LUSAKA CITY COUNCIL

Lewis K. Bwalya
ZESCO LTD.

Anthony Bwembya
PATENTS AND COMPANIES
REGISTRATION
AGENCY (PACRA)

Chisanga Perry Chansongo
ZENITH BUSINESS SOLUTIONS

Kazimbe Chenda
SIMEZA, SANGWA &
ASSOCIATES ADVOCATES

Lilian Chibale
KPMG

Bonaventure Chibamba
Mutale
ELLIS & CO.

Sydney Chipoyae
JOHN KAITE LEGAL
PRACTITIONERS

Alick Chirwa
SINOK LOGISTICS LTD.

Sydney Chisenga
CORPUS LEGAL PRACTITIONERS

Robin Durairajah
CHIBESAKUNDA & COMPANY,
MEMBER OF DLA PIPER GROUP

Namuyombe Gondwe
SWIFT FREIGHT
INTERNATIONAL LTD.

Edgar Hamuwele
GRANT THORNTON ZAMBIA

Grant Henderson
CHIBESAKUNDA & COMPANY,
MEMBER OF DLA PIPER GROUP

Jackie Jhala
CORPUS LEGAL PRACTITIONERS

Malcolm G.G. Jhala
DELOITTE

Chishimba Kachasa
CHIBESAKUNDA & COMPANY,
MEMBER OF DLA PIPER GROUP

John K. Kaite
JOHN KAITE LEGAL
PRACTITIONERS

Kelly Kalumba
GREEN COLD ARCHITECTS

Thomas Kamunu
CREDIT REFERENCE
BUREAU AFRICA LIMITED
T/A TRANSUNION

Sashi Nchito Kateka
NCHITO AND NCHITO
ADVOCATES

Kasweka Konga
CORPUS LEGAL PRACTITIONERS

George Liacopoulos
ZDENAKIE COMMODITIES LTD.

Lubinda Linyama
ERIC SILWAMBA, JALASI
& LINYAMA LEGAL
PRACTITIONERS

Mwangala Lubinda
SHARPE HOWARD & MWENYE

Fumanikile Lungani
CORPUS LEGAL PRACTITIONERS

Christopher Mapani
PATENTS AND COMPANIES
REGISTRATION
AGENCY (PACRA)

Bhekitemba Mbuyisa
LUSAKA CITY COUNCIL

Hilary Michelo
ZAMBIA REVENUE AUTHORITY

Jyoti Mistry
PWC ZAMBIA

Alick Mponela
CORPUS LEGAL PRACTITIONERS

Mukuka Mubanga
ZESCO LTD.

Chintu Y. Mulendema
CYMA

Muchinda Muma
CORPUS LEGAL PRACTITIONERS

Henry Musonda
KIRAN & MUSONDA
ASSOCIATES

Lloyd Musonda
PATENTS AND COMPANIES
REGISTRATION
AGENCY (PACRA)

Chanda Musonda-Chiluba
AFRICA LEGAL NETWORK (ALN)

Arthi Muthusamy
PWC ZAMBIA

Joshua Mwamulima
CORPUS LEGAL PRACTITIONERS

Nakayiwa Teddy Mwanza
LUSAKA CITY COUNCIL

Kafula Mwiche
MADISON FINANCIAL
SERVICES PLC

Alice Mwila
DELOITTE

Nchima Nchito
NCHITO AND NCHITO
ADVOCATES

Francis K. Ngomba
LUSAKA CITY COUNCIL

Kanti Patel
CHRISTOPHER RUSSELL
COOK & CO.

Solly Patel
CHRISTOPHER RUSSELL
COOK & CO.

Michael Phiri
KPMG

Palmira Pio
AFRICA LEGAL NETWORK (ALN)

Joof Pistorius
AFGRI CORPORATION LIMITED

Namakuzu Shandavu
CORPUS LEGAL PRACTITIONERS

Lindiwe Shawa
PWC ZAMBIA

Ngosa Simachela
NCHITO AND NCHITO
ADVOCATES

Chitembo Simwanza
ZESCO LTD.

Mildred Stephenson
CREDIT REFERENCE
BUREAU AFRICA LIMITED
T/A TRANSUNION

Jimmy Zulu
DELOITTE

Lungisani Zulu
BANK OF ZAMBIA

ZIMBABWE

FINANCIAL CLEARING BUREAU

Richard Beattie
THE STONE/BEATTIE STUDIO

Moses Bias
MAJESTIC TOBACCO PVT. LTD.

Whitney Bias
MAJESTIC TOBACCO PVT. LTD.

Peter Cawood
PWC ZIMBABWE

Innocent Chagonda
ATHERSTONE & COOK

Onias Chigavazira
HLB ZIMBABWE

Clayton Z. Chikara
DHLAKAMA B. ATTORNEYS

Nonhlanhla Chiromo
RESERVE BANK OF ZIMBABWE

Ruzayi Chiviri
RESERVE BANK OF ZIMBABWE

James Chiwera
NSSA

Beloved Dhlakama
DHLAKAMA B. ATTORNEYS

Farayi Dyirakumunda
EXPERT DECISION
SYSTEMS ZIMBABWE

Paul Fraser
LOFTY & FRASER

Innocent Ganya
ZIMDEF

Takunda Gumbo
CHINAWA LAW CHAMBERS

Takura Gumbo
ATHERSTONE & COOK

Obert Chaurura Gutu
GUTU & CHIKOWERO

Charles Jaure
ZIMBABWE INVESTMENT
AUTHORITY

Stanley Jumble
MAJESTIC TOBACCO PVT. LTD.

Kudzana Kapurura
GUTU & CHIKOWERO

Charity Machiridza
BDO TAX & ADVISORY
SERVICES PVT. LTD.

Memory Mafo
SCANLEN & HOLDERNESS

Hazvinei Mahachi
GUTU & CHIKOWERO

Faro Mahere
GILL, GODLONTON & GERRANS

Sarfraz Mahomed
DHLAKAMA B. ATTORNEYS

Chatapiwa Malaba
KANTOR AND IMMERMANN

Oleen Maponga nee Singizi
EXPERT DECISION
SYSTEMS ZIMBABWE

R. R. Mariwa
ZIMBABWE ELECTRICITY
TRANSMISSION &
DISTRIBUTION COMPANY

Tsungirirai Marufu-Maune
GUTU & CHIKOWERO

David Masaya
PWC ZIMBABWE

Chris Masimu
DIVINE FREIGHT FORWARDING
(PRIVATE) LIMITED

Collen Masunda
RESERVE BANK OF ZIMBABWE

Norman Mataruka
RESERVE BANK OF ZIMBABWE

Chengelanai Mavil
PWC ZIMBABWE

Jim McComish
PEARCE MCCOMISH
ARCHITECTS

Nyasha Mhunduru
EXPERT DECISION
SYSTEMS ZIMBABWE

H.P. Mkushi
SAWYER & MKUSHI

Tatenda Moyo
KANTOR & IMMERMANN

Benjamin Mukandi
FREIGHT WORLD PVT. LTD.

Haruperi Mumbengegwi
MANOKORE ATTORNEYS

Tiri Muringani
SPEARTEC

Lina Mushanguri
ZIMBABWE STOCK
EXCHANGE LIMITED

Eldard Mutasa
HIGH COURT ZIMBABWE

Ostern Mutero
SAWYER & MKUSHI

Alec Tafadzwa Muza
MAWERE & SIBANDA
LEGAL PRACTITIONERS

Christina Muzerengi
GRANT THORNTON ZIMBABWE

Christopher Muzhingi
PWC ZIMBABWE

Sympathy Muzondiwa
SAWYER & MKUSHI

Dudzile Ndawana
GILL, GODLONTON & GERRANS

Maxwell Ngorima
BDO TAX & ADVISORY
SERVICES PVT. LTD.

Edwell Ngwenya
FREIGHT WORLD PVT. LTD.

Tatenda Nhemachena
MAWERE & SIBANDA
LEGAL PRACTITIONERS

Farai Nyabereka
MANOKORE ATTORNEYS

Philip Nyakutombwa
NYAKUTOMBWA
LEGAL COUNSEL

Michael Nyamazana
AFRICA CORPORATE ADVISORS

Dorothy Pasipanodya
GILL, GODLONTON & GERRANS

Phillipa M. Phillips
PHILLIPS LAW

Nobert Musa Phiri
MUVINGI & MUGADZA
LEGAL PRACTITIONERS

John Ridgwell
BCHOD AND PARTNERS

Edward Rigby
CASLING, RIGBY, MCMAHON

C.M. Ruzengwe
HLB ZIMBABWE

Unity Sakhe
KANTOR & IMMERMANN

Sichoni Takoleza
ZIMBABWE INVESTMENT
AUTHORITY

Murambiwa Tarabuku
PEARCE MCCOMISH
ARCHITECTS

Doing Business 2019 is the 16th in a series of annual reports investigating the regulations that enhance business activity and those that constrain it. The report provides quantitative indicators covering 11 areas of the business environment in 190 economies. The goal of the *Doing Business* series is to provide objective data for use by governments in designing sound business regulatory policies and to encourage research on the important dimensions of the regulatory environment for firms.

ISBN 978-1-4648-1326-9



SKU 211326



WORLD BANK GROUP

www.doingbusiness.org