

# YouthPower2: Learning & Evaluation

## YouthPower Learning Network Reference Guide

September 24, 2020



**USAID**  
FROM THE AMERICAN PEOPLE

**YOUTHPOWER2**  
LEARNING AND EVALUATION

# Table of Contents

|                                |    |
|--------------------------------|----|
| Introduction                   | 3  |
| Refreshed network features     | 9  |
| Communities of Practice (CoPs) | 15 |
| Affinity groups                | 20 |
| Small groups                   | 23 |
| Upcoming events                | 26 |
| Where to find information      | 28 |
| Frequently asked questions     | 32 |

# Introduction

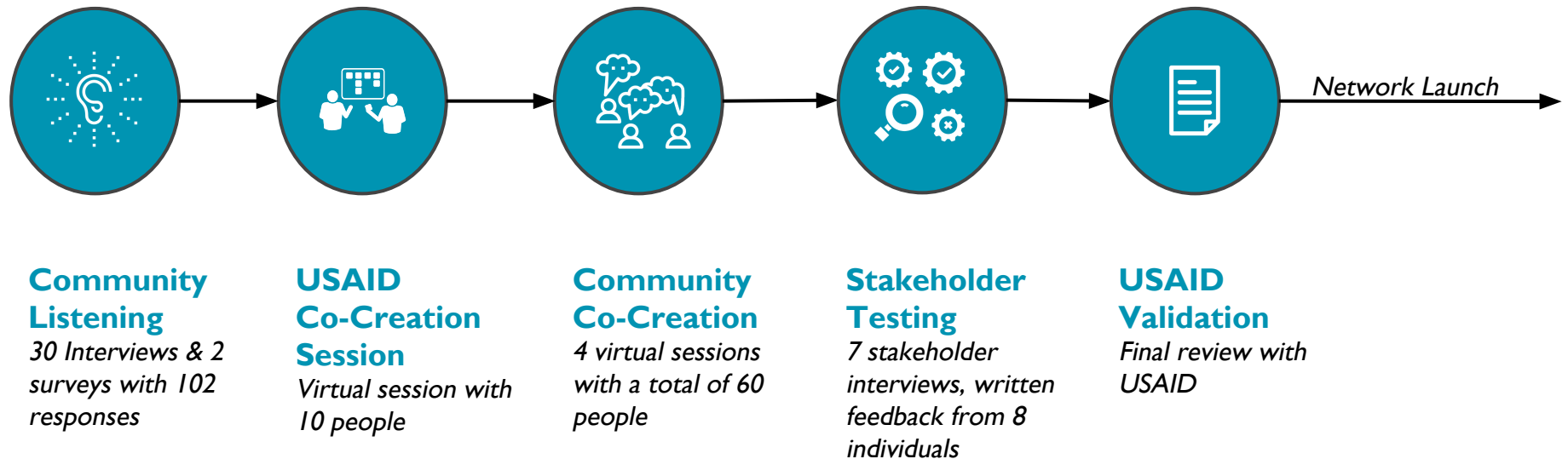


**USAID**  
FROM THE AMERICAN PEOPLE

**YOUTH POWER<sup>2</sup>**  
LEARNING AND EVALUATION

The YouthPower Learning Network team embarked on an assessment of the first five years of the YouthPower Learning Network. We listened to Communities of Practice (CoP) members, champions, USAID, YouthLead members, and Network leadership. Our goal was to identify ways in which we could improve the design and function of the network to meet member needs even better.

# The network refresh journey



**USAID**  
FROM THE AMERICAN PEOPLE

**YOUTH POWER<sup>2</sup>**  
LEARNING AND EVALUATION

We identified the challenges and opportunities within the network and developed guiding principles to make sure the network design stays true to member wants, needs and contributions.



**USAID**  
FROM THE AMERICAN PEOPLE

**YOUTH POWER<sup>2</sup>**  
LEARNING AND EVALUATION

# Guiding principles



**Foster meaningful connection**  
by paying attention to group size  
and dynamics which shape  
engagement



Map network “engagement”  
route - members want to know  
**how, when and where to**  
**participate**



**Create and curate practical**  
**resources**, which are at the  
heart of the network



**Weave inclusion into the**  
**fabric of the network** -  
diversity in PYD community  
includes youth, Global South and  
range of languages



**Ensure member agency and**  
**agility** by recognizing that  
community structure influences  
engagement



**Empower champions to**  
**facilitate** - they play a key role in  
network success



**USAID**  
FROM THE AMERICAN PEOPLE

**YOUTH POWER<sup>2</sup>**  
LEARNING AND EVALUATION

We designed the features of the network to respond to members' challenges and opportunities and to align with the guiding principles.

The guiding principles represent the values of the network, the scorecard for assessing how well we are implementing the network in line with the community's requests.



**USAID**  
FROM THE AMERICAN PEOPLE

**YOUTH POWER<sup>2</sup>**  
LEARNING AND EVALUATION



# Refreshed network features



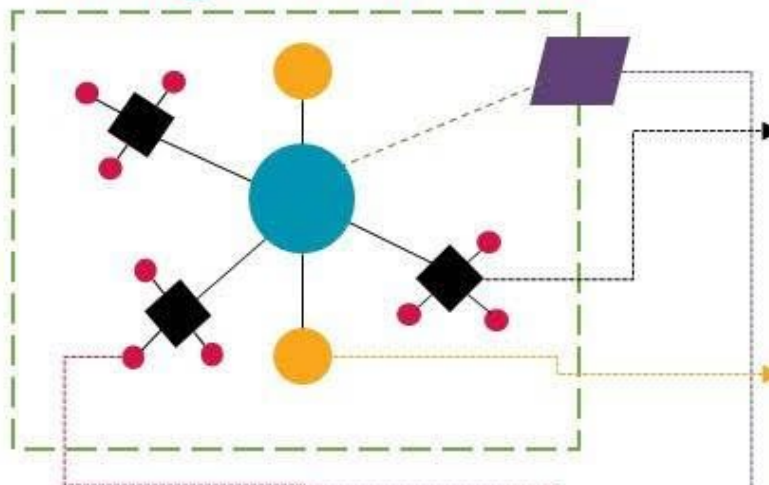
**USAID**  
FROM THE AMERICAN PEOPLE

**YOUTH POWER<sup>2</sup>**  
LEARNING AND EVALUATION

# Network goals and channels

1. **Collect and disseminate PYD resources:** CoPs, online discussion groups, network-wide platform ([YouthPower.org](http://YouthPower.org), [YouthLead.org](http://YouthLead.org)).
2. **Customize or develop new PYD resources:** Small groups to develop something new, e.g., new research, process, resource, or tool in response to an identified gap in the PYD field.
3. **Engage with others in applied learning:** Small groups to learn more about a new issue or topic or discuss lessons learned and application from a previous project.
4. **Build connections and relationships for applied learning:** Affinity Groups cut across CoPs to informally connect members in the same region or country, operating in the same language (e.g., East Africa or Spanish-language speaking group).

## Network Structure



## Management Structure



### Network-wide Platform

**Purpose:** collect and disseminate PYD resources for a diverse set of users

**Size:** large

**Key features:** network-wide discussion groups, newsletter, townhall, learning presentations

### CoPs (3-5)

**Purpose:** collect and disseminate topic-based PYD resources

**Size:** medium to large

**Key features:** topic-based learning agenda, regular CoP meetings and presentations

### Affinity Groups (3-5)

**Purpose:** engage with members who work in or engage similar regional, geographic, or cultural contexts

**Size:** medium to large

**Key features:** virtual or in-person meetings, flexibility regarding language and technology use.

### Small Groups (unlimited)

**Purpose:** develop or customize resources, or engage in applied learning

**Size:** small, 5-15 members

**Key features:** virtual collaboration meetings, flexibility regarding language and technology use

### External networks

**Purpose:** Connect with other relevant, existing networks outside of YP2LE

**Key features:** mutually reinforcing and supporting network activities



**USAID**  
FROM THE AMERICAN PEOPLE

**YOUTH POWER2**  
LEARNING AND EVALUATION

# Benefits of the refreshed design

- Members opt in to platforms and groups that best align with interests
- Increase opportunities for member-driven and self-directed work
- Increase opportunities for cross-pollination and learning
- Enable members to get to know other members better
- Create smaller formal and informal spaces for relationship building, meaningful interaction and collaboration
- Allow for more diverse participation and engagement at all levels
- Formally integrate roles for youth in network leadership through CoP Youth Advisors

# Meet the learning network management team



Christie Scott

YP2LE Director



Jessi Bellama

YP2LE Communities  
Manager



Hina Acharya

YP2LE Communities  
Manager



Maria Brindlmayer

YP2LE Network  
Manager



Natasha Clark

YP2LE  
Communications  
Manager

You can contact this team by emailing [info@youthpower.org](mailto:info@youthpower.org).



**USAID**  
FROM THE AMERICAN PEOPLE

**YOUTH POWER2**  
LEARNING AND EVALUATION

What is most important is how you - the network members - experience the network and how easily you are able to navigate, finding the best fit for your interests and needs.

We will continue to listen to your ideas and feedback using surveys, questionnaires, focus groups and interviews so that we can enhance network services to meet your needs.

# Communities of Practice (CoPs)



**USAID**  
FROM THE AMERICAN PEOPLE

**YOUTH POWER<sup>2</sup>**  
LEARNING AND EVALUATION

# CoP features and benefits

- Facilitators: CoP Champion (SME in topic) and Youth Advisor
- Quarterly CoP meetings:
  - Members present activities/projects – for connection and trust building
  - Presentations on specific topics of interest identified by CoP members
- Discussion groups and optional (informal) WhatsApp groups
- Participation in cross-CoP webinars
- Webinar and platform support for groups, communications and editorial support for activities and events, and for approved Communities products
- Calls with all CoP and Affinity Group leaders to share experiences, best practices with each other to benefit all groups



Over the course of the year, the YouthPower Learning Network will host up to five CoPs. We are launching the network with three CoPs to start, and will add two more in response to insights and feedback we receive from the first three CoPs.

# Communities of practice (CoPs)

- 1. Business, Entrepreneurship and Private Sector Engagement:** Focused on building skills in entrepreneurship and on collaboration with the private sector. Open to all sectors, the CoP will have an emphasis on agriculture initially, adding other sectors such as health, education, or transport based on member interest.
- 2. Youth Engagement:** Focused on meaningful youth engagement in all aspects of youth programming.
- 3. Gender:** Focused on integrated youth-centered and gender transformative programming through positive youth development.

# How to join the CoPs

Join CoP Discussion Groups on [YouthPower.org](https://YouthPower.org) to

- participate in discussion with fellow members
- receive updates about upcoming CoP events and activities

**Formal CoP kick-offs** - staggered throughout October

Register for kick-offs through the Events page or CoP Discussion Group.

Interactive kick-off sessions: Contribute to developing the CoP Charter and shaping the CoP learning agenda.

# Affinity groups



**USAID**  
FROM THE AMERICAN PEOPLE

**YOUTH POWER<sup>2</sup>**  
LEARNING AND EVALUATION

# Affinity groups

Affinity Groups cut across CoPs to connect members in the same region or country, or operating in the same language. They are entirely member-driven, and create the opportunity for more informal engagement (e.g., East Africa group or Spanish-language group).

## How affinity groups work:

- Discussion Group on YouthPower.org.
- Communities Manager will work with Proposer to schedule and lead a kick-off meeting to determine high-level goals, frequency of meetings, and roles and responsibilities across members in the group.
- Members have the option of forming small groups to dive deeper into particular resources or learning.

# How to start an affinity group

- Request form from Communities Manager ([info@youthpower.org](mailto:info@youthpower.org)).
- Communities Manager will review request, create Discussion Group on YouthPower.org Events Page and share an announcement.
- For group to be formalized, 15+ individuals must join within two weeks.
  - Less than 15 individuals -> Discussion group will be closed down.
  - 15+ individuals -> Communities Manager will work with Proposer to schedule kick-off and set up group infrastructure.
- Proposer will facilitate kick-off process, including setting high-level goals and meeting cadence. If Proposer does not wish to be Group Lead, he or she will facilitate nomination of Group Lead and/or distribution of roles and responsibilities during kick-off.

# Small groups



**USAID**  
FROM THE AMERICAN PEOPLE

**YOUTH POWER<sup>2</sup>**  
LEARNING AND EVALUATION

# Small groups

Small groups empower members to drive their learning and resource development according to their own needs and interests.

Members can form a small group to:

1. **jointly develop** a new research, process, resource, or tool in response to an identified gap in the PYD field.
2. engage in further conversations to **learn** more about a new issue or topic or tool or to discuss lessons learned and application from a previous project.



# How to start a small group

From an existing CoP or Affinity Group:

- Discuss with CoP Champion or Affinity Group Lead. If in agreement, complete a “small group proposal form.”
- Group Lead will review request with the Communities Manager. If in agreement, network members will be invited to join Discussion Group.
- If five or more individuals join, small group lead will work with Communities Manager to set up group, set goals and learning agenda.

To start a small group not connected to a CoP or Affinity Group, email the Communities Manager at **[info@youthpower.org](mailto:info@youthpower.org)**.

# Upcoming events



**USAID**  
FROM THE AMERICAN PEOPLE

**YOUTH POWER<sup>2</sup>**  
LEARNING AND EVALUATION

# More network refresh launch events!

**3-part systems mapping workshop series:** Oct 19, Nov 4, Nov 17

GKI will host a free three-part system mapping workshop for YouthPower Learning Network members.

**COVID panel:** November - date to be announced

The Network will host a panel conversation on adapting during COVID and planning for a post-COVID world. Panelists will include youth practitioners, youth leaders and other members of the PYD community.

Sign up for both events at [YouthPower.org Events](https://YouthPower.org/Events).

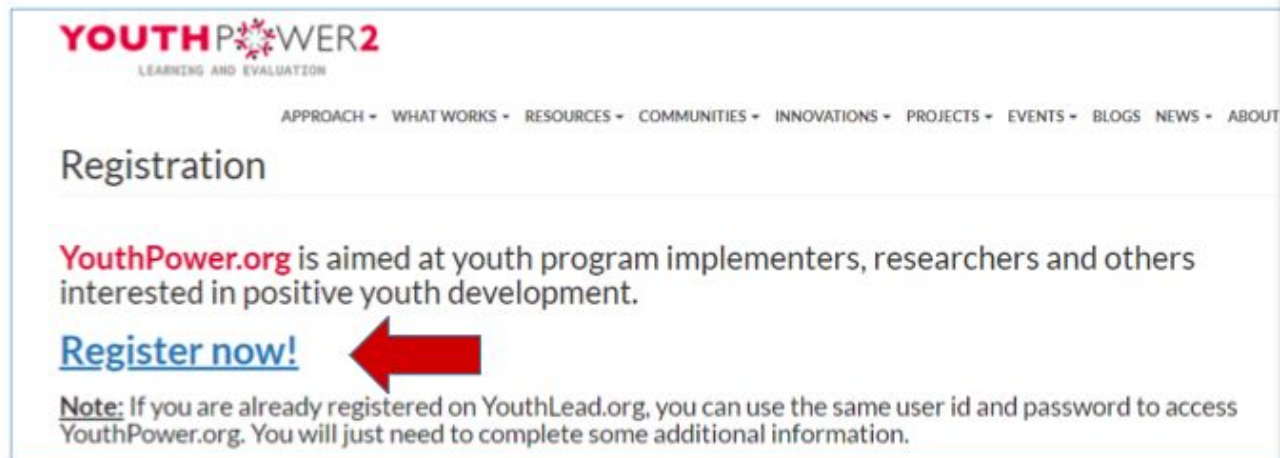
# Where to find more information



**USAID**  
FROM THE AMERICAN PEOPLE

**YOUTH POWER<sup>2</sup>**  
LEARNING AND EVALUATION

# Join YouthPower.org



This image shows a detailed view of the registration form. It is titled 'Tell Us About You'. The form contains several input fields: 'First Name' (with 'YPLearning' entered), 'Middle name', 'Last Name' (with 'Communications' entered), and 'Why do you want to join YouthPower.org?'. Each field has a red asterisk indicating it is required.



**USAID**  
FROM THE AMERICAN PEOPLE

**YOUTHPOWER2**  
LEARNING AND EVALUATION

# Join CoP(s) you are most interested in

The screenshot shows the YOUTHPOWER2 website. At the top, the logo reads "YOUTHPOWER2" with "LEARNING AND EVALUATION" underneath. A navigation bar includes links: APPROACH • WHAT WORKS • RESOURCES • COMMUNITIES • INNOVATIONS • PROJECT. Below this, a red banner says "DISCUSSION GROUPS". To the right of the banner is a dropdown menu with three options: "ALL COMMUNITIES", "YOUTHPower.ORG MEMBERS", and "YOUTHPower DISCUSSION GROUPS". A blue arrow points to the third option. Below the banner, there are three community cards:

- Youth Engagement Community of Practice**  
A forum for sharing resources and experiences among practitioners, researchers, youth leaders, and others concerned with engaging youth in the...  
Icon: 1 person, button: OPEN
- Gender Community of Practice**  
A CoP focused on integrated youth-centered and gender transformative programming through positive youth development.  
Icon: 2 people, button: OPEN
- Business, Entrepreneurship and Private Sector Engagement Community of Practice**  
A CoP focused on building skills in entrepreneurship and on collaboration with the private sector. Open to all sectors, the CoP will have an...  
Icon: 1 person, button: OPEN

You will be notified of new CoP postings.



**USAID**  
FROM THE AMERICAN PEOPLE

**YOUTHPOWER2**  
LEARNING AND EVALUATION

# How to stay up to date on network activities

- [YouthPower.org Events](#)
- YouthPower [quarterly newsletter](#)

If you are a young person:

- [YouthLead.org](#) and related discussion groups
- [YouthLead events](#)
- [YouthLead](#) newsletter [subscribe at the bottom of Home page]

# What are your ideas?

We are interested in hearing from you what you want to see in the network and in the various groups (CoPs, affinity groups, and small groups).

Go to this [Padlet](#) to share your thoughts and ideas!



# Frequently asked questions



**USAID**  
FROM THE AMERICAN PEOPLE

**YOUTH POWER<sup>2</sup>**  
LEARNING AND EVALUATION

# Frequently asked questions

## **How do I join a CoP?**

All you have to do is go to YouthPower.org Events and join the Discussion Group for the CoP you're interested in. You will receive updates and notifications about upcoming meetings and events. Refer to page 19 of this document

## **Can I join more than one CoP, or all of the CoPs?**

Yes. You can join as many CoPs as you want.

## **How do I apply to be a CoP Champion?**

CoP Champions will be hired from current Implementing Partners on the YP2LE project.

## **How do I apply to be a CoP Youth Advisor?**

Email an expression of interest to [info@youthpower.org](mailto:info@youthpower.org). Include which CoP you're interested in. We will follow up with the formal application instructions.

# Frequently asked questions

## **What's the difference between YouthPower and YouthLead?**

[YouthLead](#) is primarily a platform for young changemakers. [YouthPower](#) is for youth and youth practitioners looking for resources, connections and support in implementing Positive Youth Development activities. You may join both platforms if you wish.

## **If I already have a YouthLead profile, do I need to create a YouthPower profile?**

Yes. The profiles are not linked.

# Frequently asked questions

## **How can I connect with members from the same country or region?**

Once you register on [YouthPower.org](https://youthpower.org) and create a member profile, you will be able to search other members by region, country, organization and in other ways. You may also decide to start an affinity group. To do so, email the Communities Manager at [info@youthpower.org](mailto:info@youthpower.org), with Affinity Group in the subject line and a paragraph about the group you'd like to propose. The Communities Manager will then follow up with you, following the process on p. 22 of this document.

## **Is there any funding for projects through CoPs?**

There currently isn't funding for projects through CoPs, but the network management team is available to provide small groups and affinity groups with technology, communications and marketing/visibility support through the YouthPower Learning Network.

Do you have more questions?

Post to the CoP Discussion Groups or email  
[info@youthpower.org](mailto:info@youthpower.org)



**USAID**  
FROM THE AMERICAN PEOPLE

**YOUTH POWER<sup>2</sup>**  
LEARNING AND EVALUATION

Let us know what you think!  
Please fill out the [feedback survey](#).



**USAID**  
FROM THE AMERICAN PEOPLE

**YOUTH POWER<sup>2</sup>**  
LEARNING AND EVALUATION

# THANK YOU!

*This presentation is made possible by the support of the American people through the United States Agency for International Development (USAID), under the terms of YouthPower 2: Learning and Evaluation AID Contract #47QRAA19D0006K/7200AA19M00018. The authors' views expressed in this presentation do not necessarily reflect the views of USAID or the United States Government.*



Photo credit: Bartosz Hadyniak



**USAID**  
FROM THE AMERICAN PEOPLE

**YOUTH POWER2**  
LEARNING AND EVALUATION